

# 2019 Men's National Qualifier







## Meet Results

Men / SR / All

Session: 2

Jul 6, 2019







Judge's Signatures

Rank	Num	Name	Gym							AA
1	36	Kanji Oyama	USOTC	Diff: 6.000	5.500	5.200	5.200	5.800	5.000	
				Exec: 8.300	7.950	8.200	9.150	6.950	8.450	
				ND: ---	---	---	---	---	---	
				Final: 14.300	13.450	13.400	14.350	12.750	13.450	81.700
				Place: 1	8T	4T	4*	18T	4	1
2	32	Cameron Bock	Univ Michigan	Diff: 5.700	5.600	4.900	5.200	5.900	5.400	
				Exec: 8.200	8.000	8.500	8.450	7.850	7.700	
				ND: ---	---	---	---	---	---	
				Final: 13.900	13.600	13.400	13.650	13.750	13.100	81.400
				Place: 6	5	3T	14*	8	11T	2
3	66	Riley Loos	Technique	Diff: 5.600	5.300	4.500	5.200	4.700	4.600	
				Exec: 7.850	8.200	8.500	9.200	8.400	8.700	
				ND: ---	---	---	---	---	---	
				Final: 13.450	13.500	13.000	14.400	13.100	13.300	80.750
				Place: 10T	6	8	2*	13	5	3
4	34	Matt Wenske	Univ of Oklahoma	Diff: 5.700	4.200	5.200	5.200	5.300	4.800	
				Exec: 8.350	7.500	7.500	9.150	8.600	8.350	
				ND: ---	---	---	---	---	---	
				Final: 14.050	11.700	12.700	14.350	13.900	13.150	79.850
				Place: 3	22	11	5*	7	8T	4
5	8	Timothy Wang	USOTC	Diff: 5.500	5.600	5.200	5.200	5.600	5.300	
				Exec: 7.200	6.400	8.000	9.500	8.050	7.850	
				ND: ---	---	---	---	---	---	
				Final: 12.700	12.000	13.200	14.700	13.650	13.150	79.400
				Place: 14	21	5	1	9	9T	5
6	48	Adrian De Los Angeles	USOTC	Diff: 5.400	4.900	4.500	5.200	5.800	5.400	
				Exec: 7.750	7.900	7.650	9.000	8.400	7.800	
				ND: -0.300	---	---	-0.100	---	---	
				Final: 12.850	12.800	12.150	14.100	14.200	13.200	79.300
				Place: 13	13	19	7T	3	7T	6
7	37	Gage Dyer	Univ of Oklahoma	Diff: 5.500	4.700	4.200	5.200	5.000	5.200	
				Exec: 8.700	7.500	8.300	9.050	8.050	7.900	
				ND: ---	---	---	-0.100	---	---	
				Final: 14.200	12.200	12.500	14.150	13.050	13.100	79.200
				Place: 2	18	13T	6	14	10T	7
8	60	Evan Davis	Univ Iowa	Diff: 5.200	4.400	4.100	4.800	4.800	4.600	
				Exec: 8.250	8.600	8.450	8.850	8.000	8.950	
				ND: ---	---	---	---	---	---	
				Final: 13.450	13.000	12.550	13.650	12.800	13.550	79.000
				Place: 9T	10	12	13T	16	3	8
9	11	Kiwan Watts	Sun Devil	Diff: 5.300	5.100	4.700	5.200	5.500	5.100	
				Exec: 7.150	8.100	7.800	8.150	8.600	7.200	
				ND: ---	---	---	---	---	---	
				Final: 12.450	13.200	12.500	13.350	14.100	12.300	77.900
				Place: 17	9	14T	17	4	15	9
10	35	Stewart Brown	Univ Iowa	Diff: 5.100	3.200	4.100	5.200	4.700	3.700	
				Exec: 8.300	7.950	9.000	8.900	7.500	8.400	
				ND: ---	---	---	---	---	---	
				Final: 13.400	11.150	13.100	14.100	12.200	12.100	76.050
				Place: 11	24T	7	8T	22T	17T	10

# 2019 Men's National Qualifier

## Meet Results







Jul 6, 2019

Rank	Num	Name	Gym							AA
11	16	Brennan Pantazis	Penn State	Diff: 5.600	4.000	4.700	5.200	4.900	4.200	
				Exec: 8.150	7.150	7.400	8.800	7.650	8.250	
				ND: ---	---	---	---	---	---	
				Final: 13.750	11.150	12.100	14.000	12.550	12.450	76.000
				Place: 7	25T	20	9	19	14	11
12	64	Paul Juda	Buffalo Grove	Diff: 5.700	5.500	5.300	4.800	5.500	5.100	
				Exec: 8.250	5.150	7.100	9.150	5.850	8.100	
				ND: ---	---	---	---	---	---	
				Final: 13.950	10.650	12.400	13.950	11.350	13.200	75.500
				Place: 5	29	16	10	30	6T	12
13	61	Mike Fletcher	Univ Illinois	Diff: 4.500	4.900	4.500	5.200	5.200	4.900	
				Exec: 7.650	7.250	8.300	9.200	5.800	8.050	
				ND: -0.100	---	---	---	---	---	
				Final: 12.050	12.150	12.800	14.400	11.000	12.950	75.350
				Place: 18	20T	10	3*	31	12	13
14	38	Max Andryushchenko	Ohio State	Diff: 5.100	4.300	5.200	4.800	5.200	4.900	
				Exec: 8.350	5.850	7.950	7.650	6.950	7.350	
				ND: ---	---	---	---	---	---	
				Final: 13.450	10.150	13.150	12.450	12.150	12.250	73.600
				Place: 8T	31	6	25T	23	16	14
15	2	Benjamin Bloom	Univ Washington	Diff: 4.800	4.400	4.400	4.000	3.800	4.800	
				Exec: 6.900	8.300	8.050	9.000	8.000	5.900	
				ND: -0.300	---	---	---	---	---	
				Final: 11.400	12.700	12.450	13.000	11.800	10.700	72.050
				Place: 22T	15	15	18	25	25	15
16	5	Troy Mendelson	SoCal United	Diff: 4.200	3.400	4.100	5.200	3.900	3.800	
				Exec: 8.350	7.450	7.700	8.450	7.650	6.850	
				ND: ---	---	---	---	---	---	
				Final: 12.550	10.850	11.800	13.650	11.550	10.650	71.050
				Place: 16	28	21T	15*	29	26	16
17	19	William Pearce	SoCal United	Diff: 4.400	4.500	2.800	4.000	3.900	4.000	
				Exec: 7.800	8.150	5.650	8.550	8.300	7.400	
				ND: -0.600	---	---	---	---	---	
				Final: 11.600	12.650	8.450	12.550	12.200	11.400	68.850
				Place: 20T	16	28T	23*	21*	23	17
18	1	Michael Sibley	Univ Washington	Diff: 3.500	3.900	4.700	4.800	3.700	4.200	
				Exec: 7.500	7.100	7.650	7.750	8.150	5.800	
				ND: ---	---	---	-0.100	---	---	
				Final: 11.000	11.000	12.350	12.450	11.850	10.000	68.650
				Place: 24	26	17	24T	24	29	18
19	15	Ryan Curran	CTC	Diff: 4.000	3.600	3.000	4.000	3.600	3.500	
				Exec: 7.800	5.700	7.500	8.800	8.100	8.400	
				ND: ---	---	---	---	---	---	
				Final: 11.800	9.300	10.500	12.800	11.700	11.900	68.000
				Place: 19	33	24	20	27T	20	19
20	10	Dimitri Gordillo Castallanos	SoCal United	Diff: 4.000	3.600	3.700	4.000	3.500	2.600	
				Exec: 7.600	6.800	7.250	8.400	8.200	7.850	
				ND: ---	---	---	---	---	---	
				Final: 11.600	10.400	10.950	12.400	11.700	10.450	67.500
				Place: 21T	30	23	26	26T	28	20

# 2019 Men's National Qualifier

## Meet Results







Jul 6, 2019

Rank	Num	Name	Gym							AA
21	20	Calvin Valrie	SoCal United	Diff: 3.700	4.100	3.400	4.000	3.900	3.700	
				Exec: 5.700	8.050	6.550	8.550	8.300	5.900	
				ND: ---	---	---	---	---	---	
				Final: 9.400	12.150	9.950	12.550	12.200	9.600	65.850
				Place: 26	19T	27	22*	20*	30	21
22	59	Jacob Moore	Univ Michigan	Diff: 5.600	5.000	0.000	4.800	4.900	4.300	
				Exec: 8.400	7.950	0.000	9.000	8.300	7.550	
				ND: ---	---	---	---	---	---	
				Final: 14.000	12.950	0.000	13.800	13.200	11.850	65.800
				Place: 4	11	33*	11*	12	21	22
23	30	Mitchell Mandozzi	Univ Iowa	Diff: 4.700	3.600	0.000	4.800	4.500	5.000	
				Exec: 8.200	5.850	0.000	9.000	9.000	7.100	
				ND: ---	---	---	---	---	---	
				Final: 12.900	9.450	0.000	13.800	13.500	12.100	61.750
				Place: 12	32	35*	12*	10	18T	23
24	6	Joel Montgomery	Capital Gym TX	Diff: 4.500	3.100	3.000	4.000	3.900	3.300	
				Exec: 8.100	5.750	7.150	8.350	5.100	7.200	
				ND: ---	-4.000	---	---	---	---	
				Final: 12.600	4.850	10.150	12.350	9.000	10.500	59.450
				Place: 15	35	26	27	32	27	24
25	29	Donnell Whittenburg	USOTC	Diff: 0.000	5.200	6.100	0.000	6.000	5.500	
				Exec: 0.000	7.650	8.200	0.000	8.050	6.250	
				ND: ---	---	---	---	---	---	
				Final: 0.000	12.850	14.300	0.000	14.050	11.750	52.950
				Place: 27*	12	1	28*	6T	22	25
26	84	David Willett	High Point	Diff: 0.000	5.000	4.800	0.000	4.400	3.800	
				Exec: 0.000	7.750	7.450	0.000	8.450	8.200	
				ND: ---	---	---	---	---	---	
				Final: 0.000	12.750	12.250	0.000	12.850	12.000	49.850
				Place: 31*	14	18	32*	15	19	26
27	22	Sam Mikulak	USOTC	Diff: 0.000	5.700	0.000	0.000	6.500	6.300	
				Exec: 0.000	8.550	0.000	0.000	8.750	8.700	
				ND: ---	---	---	---	---	---	
				Final: 0.000	14.250	0.000	0.000	15.250	15.000	44.500
				Place: 34*	3	32*	39*	1	1	27
28	49	Sean Melton	Ohio State	Diff: 0.000	5.400	5.900	0.000	5.700	0.000	
				Exec: 0.000	7.000	6.950	0.000	8.350	0.000	
				ND: ---	---	---	---	---	---	
				Final: 0.000	12.400	12.850	0.000	14.050	0.000	39.300
				Place: 32*	17	9	33*	5T	34*	28
29	17	Tyler Schaal	Universal	Diff: 4.800	0.000	6.100	5.200	0.000	0.000	
				Exec: 6.050	0.000	5.700	8.450	0.000	0.000	
				ND: ---	---	---	---	---	---	
				Final: 10.850	0.000	11.800	13.650	0.000	0.000	36.300
				Place: 25	36*	22T	16*	41*	41*	29
30	21	Cobey Pava	Lakeshore	Diff: 4.700	0.000	4.200	5.200	0.000	0.000	
				Exec: 6.800	0.000	6.250	7.650	0.000	0.000	
				ND: -0.100	---	---	---	---	---	
				Final: 11.400	0.000	10.450	12.850	0.000	0.000	34.700
				Place: 23T	37*	25	19	37*	36*	30

# 2019 Men's National Qualifier

## Meet Results

Jul 6, 2019

Rank	Num	Name	Gym							AA
31	14	Trevor Howard	Ohio State	Diff: 0.000	0.000	0.000	0.000	6.200	5.000	
				Exec: 0.000	0.000	0.000	0.000	8.500	8.600	
				ND: ---	---	---	---	---	---	
				Final: 0.000	0.000	0.000	0.000	14.700	13.600	28.300
				Place: 40*	41*	40*	40*	2	2	31
32	7	Alec Yoder	Ohio State	Diff: 0.000	5.600	0.000	0.000	4.900	0.000	
				Exec: 0.000	8.300	0.000	0.000	7.850	0.000	
				ND: ---	---	---	---	---	---	
				Final: 0.000	13.900	0.000	0.000	12.750	0.000	26.650
				Place: 36*	4	37*	36*	17T	37*	32
33	18	Luka Sisauri	CTC	Diff: 0.000	5.400	0.000	4.000	0.000	0.000	
				Exec: 0.000	8.050	0.000	8.650	0.000	0.000	
				ND: ---	---	---	---	---	---	
				Final: 0.000	13.450	0.000	12.650	0.000	0.000	26.100
				Place: 39*	7T	39*	21	40*	40*	33
34	13	Brian Knott	Chelsea Piers	Diff: 0.000	0.000	0.000	0.000	4.800	4.700	
				Exec: 0.000	0.000	0.000	0.000	8.600	7.950	
				ND: ---	---	---	---	---	---	
				Final: 0.000	0.000	0.000	0.000	13.400	12.650	26.050
				Place: 41*	40*	41*	41*	11	13	34
35	12	Sergio Fernandez	TAG USA	Diff: 0.000	0.000	0.000	0.000	4.100	4.200	
				Exec: 0.000	0.000	0.000	0.000	7.500	6.600	
				ND: ---	---	---	---	---	---	
				Final: 0.000	0.000	0.000	0.000	11.600	10.800	22.400
				Place: 38*	39*	36*	38*	28	24	35
36	9	Jake Hartung	Nebraska School	Diff: 0.000	4.700	2.900	0.000	0.000	0.000	
				Exec: 0.000	6.850	5.550	0.000	0.000	0.000	
				ND: ---	---	---	---	---	---	
				Final: 0.000	11.550	8.450	0.000	0.000	0.000	20.000
				Place: 35*	23	29T	35*	38*	39*	36
37	3	Donothan Bailey	USOTC	Diff: 0.000	6.200	0.000	0.000	0.000	0.000	
				Exec: 0.000	8.500	0.000	0.000	0.000	0.000	
				ND: ---	---	---	---	---	---	
				Final: 0.000	14.700	0.000	0.000	0.000	0.000	14.700
				Place: 37*	1	38*	37*	39*	38*	37
38	25	Michael Paradise	Univ Illinois	Diff: 0.000	5.900	0.000	0.000	0.000	0.000	
				Exec: 0.000	8.700	0.000	0.000	0.000	0.000	
				ND: ---	---	---	---	---	---	
				Final: 0.000	14.600	0.000	0.000	0.000	0.000	14.600
				Place: 28*	2	30*	29*	33*	31*	38
39	46	Michael Wilner	UIC	Diff: 0.000	0.000	6.200	0.000	0.000	0.000	
				Exec: 0.000	0.000	7.550	0.000	0.000	0.000	
				ND: ---	---	---	---	---	---	
				Final: 0.000	0.000	13.750	0.000	0.000	0.000	13.750
				Place: 33*	38*	2	34*	35*	35*	39
40	23	David Dortmund	Prairie	Diff: 0.000	4.500	0.000	0.000	0.000	0.000	
				Exec: 0.000	6.450	0.000	0.000	0.000	0.000	
				ND: ---	---	---	---	---	---	
				Final: 0.000	10.950	0.000	0.000	0.000	0.000	10.950
				Place: 29*	27	31*	30*	34*	32*	40







# 2019 Men's National Qualifier

## Meet Results

Men / SR / All

Session: 2

Jul 6, 2019

Rank	Num	Name	Gym							AA
41	39	Michael Sloat	Univ Washington	Diff: 0.000	3.500	0.000	0.000	0.000	0.000	
				Exec: 0.000	5.700	0.000	0.000	0.000	0.000	
				ND: ---:---	---	---	---	---	---	
				Final: 0.000	9.200	0.000	0.000	0.000	0.000	9.200
				Place: 30*	34	34*	31*	36*	33*	41