

# 2021 Men's Dev Finals

## Meet Results - Multi







May 16, 2021

Page: 1  
Printed: 5/16/2021 6:35:17 PM

Men / 10 / 17 yrs

Session: 11S

Judge's Signatures

| Rank | Num | Name/Gym                             |         |  |  |  |  |  |  | AA             |
|------|-----|--------------------------------------|---------|---|---|---|---|---|---|----------------|
| 1    | 746 | Jack Critz<br>SCATS CA               | Prelims | Final: 12.300   | 11.500  | 12.950  | 13.900  | 13.400  | 13.400  | 77.450         |
|      |     |                                      |         | D/E: 4.5 / 7.800  | 3.4 / 8.100   | 4.0 / 8.950   | 4.8 / 9.100   | 4.4 / 9.000   | 4.2 / 9.200   |                |
|      |     |                                      | ND:     |   |   |   |   |   |   |                |
|      |     |                                      | Finals  | Final: 12.050   | 11.650  | 13.050  | 14.200  | 13.250  | 13.700  | 77.900         |
|      |     |                                      |         | D/E: 4.5 / 7.550  | 3.4 / 8.250   | 4.0 / 9.050   | 4.8 / 9.400   | 4.3 / 8.950   | 4.4 / 9.300   |                |
|      |     |                                      |         | ND:   |   |   |   |   |   |                |
|      |     |                                      |         | <u>Combined Total:</u>  |   |   |   |   |   | <u>155.350</u> |
| 2    | 263 | Nathan Couture<br>Emerge IA          | Prelims | Final: 12.800   | 12.250  | 11.900  | 13.450  | 12.350  | 11.800  | 74.550         |
|      |     |                                      |         | D/E: 4.5 / 8.400  | 4.0 / 8.250   | 3.9 / 8.000   | 4.0 / 9.450   | 3.9 / 8.450   | 3.4 / 8.400   |                |
|      |     |                                      |         | ND: -0.1  |   |   |   |   |   |                |
|      |     |                                      | Finals  | Final: 12.550   | 12.300  | 11.950  | 13.600  | 13.200  | 12.250  | 75.850         |
|      |     |                                      |         | D/E: 4.5 / 8.350  | 4.0 / 8.300   | 3.9 / 8.050   | 4.1 / 9.500   | 4.0 / 9.200   | 3.4 / 8.850   |                |
|      |     |                                      |         | ND: -0.3  |   |   |   |   |   |                |
|      |     |                                      |         | <u>Combined Total:</u>  |   |   |   |   |   | <u>150.400</u> |
| 3    | 842 | Sabastian Gordon<br>US Gym II NJ     | Prelims | Final: 10.950   | 10.600  | 12.650  | 13.400  | 13.600  | 13.000  | 74.200         |
|      |     |                                      |         | D/E: 3.7 / 7.250  | 3.0 / 7.600   | 4.2 / 8.450   | 4.0 / 9.400   | 4.1 / 9.500   | 3.8 / 9.200   |                |
|      |     |                                      |         | ND:   |   |   |   |   |   |                |
|      |     |                                      | Finals  | Final: 12.200   | 11.650  | 12.950  | 13.500  | 12.900  | 12.300  | 75.500         |
|      |     |                                      |         | D/E: 3.6 / 8.600  | 2.9 / 8.750   | 4.2 / 8.750   | 4.0 / 9.500   | 3.9 / 9.000   | 3.7 / 8.600   |                |
|      |     |                                      |         | ND:   |   |   |   |   |   |                |
|      |     |                                      |         | <u>Combined Total:</u>  |   |   |   |   |   | <u>149.700</u> |
| 4    | 328 | Levon Chalikyan<br>Gym Olympica CA   | Prelims | Final: 12.150   | 11.100  | 12.350  | 13.950  | 11.700  | 12.700  | 73.950         |
|      |     |                                      |         | D/E: 4.1 / 8.150  | 3.1 / 8.000   | 4.7 / 7.650   | 4.8 / 9.150   | 4.1 / 7.600   | 3.8 / 8.900   |                |
|      |     |                                      |         | ND: -0.1  |   |   |   |   |   |                |
|      |     |                                      | Finals  | Final: 12.050   | 12.000  | 12.250  | 13.750  | 12.750  | 12.700  | 75.500         |
|      |     |                                      |         | D/E: 4.1 / 7.950  | 3.1 / 8.900   | 4.7 / 7.550   | 4.8 / 8.950   | 4.1 / 8.650   | 3.8 / 8.900   |                |
|      |     |                                      |         | ND:   |   |   |   |   |   |                |
|      |     |                                      |         | <u>Combined Total:</u>  |   |   |   |   |   | <u>149.450</u> |
| 5    | 399 | Parker Thackston<br>Gymland/Arena NJ | Prelims | Final: 11.850   | 13.100  | 10.950  | 12.900  | 12.400  | 12.750  | 73.950         |
|      |     |                                      |         | D/E: 3.8 / 8.050  | 4.7 / 8.400   | 3.5 / 7.450   | 4.0 / 8.900   | 3.6 / 8.800   | 3.8 / 8.950   |                |
|      |     |                                      |         | ND:   |   |   |   |   |   |                |
|      |     |                                      | Finals  | Final: 12.250   | 14.000  | 10.100  | 13.150  | 12.900  | 12.550  | 74.950         |
|      |     |                                      |         | D/E: 3.8 / 8.450  | 5.2 / 8.800   | 3.5 / 6.600   | 4.0 / 9.150   | 3.7 / 9.200   | 3.8 / 8.750   |                |
|      |     |                                      |         | ND:   |   |   |   |   |   |                |
|      |     |                                      |         | <u>Combined Total:</u>  |   |   |   |   |   | <u>148.900</u> |
| 6    | 407 | Jesse-Lee Pakele<br>HITS HI          | Prelims | Final: 13.100   | 12.700  | 11.050  | 12.600  | 12.350  | 11.350  | 73.150         |
|      |     |                                      |         | D/E: 4.4 / 8.700  | 3.7 / 9.000   | 3.6 / 7.450   | 4.0 / 8.700   | 3.1 / 9.250   | 2.9 / 8.450   |                |
|      |     |                                      |         | ND: -0.1  |   |   |   |   |   |                |
|      |     |                                      | Finals  | Final: 12.200   | 12.350  | 12.600  | 13.300  | 12.850  | 11.900  | 75.200         |
|      |     |                                      |         | D/E: 4.7 / 7.600  | 3.7 / 8.650   | 3.5 / 9.100   | 4.4 / 9.000   | 3.1 / 9.750   | 3.3 / 8.600   |                |
|      |     |                                      |         | ND: -0.1  |   |   | -0.1  |   |   |                |
|      |     |                                      |         | <u>Combined Total:</u>  |   |   |   |   |   | <u>148.350</u> |
| 7    | 565 | Bradley Stroud<br>Metropolitan WA    | Prelims | Final: 12.500   | 11.650  | 12.750  | 12.300  | 13.000  | 12.050  | 74.250         |
|      |     |                                      |         | D/E: 3.4 / 9.100  | 3.4 / 8.250   | 3.8 / 9.250   | 3.2 / 9.100   | 3.8 / 9.200   | 3.5 / 8.550   |                |
|      |     |                                      |         | ND: -0.3  |   |   |   |   |   |                |
|      |     |                                      | Finals  | Final: 12.450   | 11.300  | 12.250  | 12.350  | 13.250  | 11.650  | 73.250         |
|      |     |                                      |         | D/E: 3.4 / 9.050  | 3.4 / 7.900   | 3.7 / 8.850   | 3.2 / 9.150   | 3.7 / 9.550   | 3.5 / 8.150   |                |
|      |     |                                      |         | ND: -0.3  |   |   |   |   |   |                |
|      |     |                                      |         | <u>Combined Total:</u>  |   |   |   |   |   | <u>147.500</u> |

# 2021 Men's Dev Finals







## Meet Results - Multi

May 16, 2021

Page: 2  
Printed: 5/16/2021 6:35:17 PM

Men / 10 / 17 yrs

Session: 11S

| Rank | Num | Name/Gym                              |  |  |  |  |  |  | AA          |                                |
|------|-----|---------------------------------------|---|---|---|---|---|---|-------------|--------------------------------|
| 8    | 539 | Payton Lerwill<br>Madison Gym ID      | Prelims   | Final: 12.450   | 12.300  | 11.300  | 12.900  | 12.900  | 11.800      | 73.650                         |
|      |     |                                       |   | D/E: 3.9 / 8.550  | 4.3 / 8.000   | 4.0 / 7.300   | 4.0 / 8.900   | 3.4 / 9.500   | 3.5 / 8.300 |                                |
|      |     |                                       | Finals  | Final: 12.700   | 12.300  | 11.500  | 12.550  | 12.900  | 11.500      | 73.450                         |
|      |     |                                       |   | D/E: 3.9 / 8.800  | 4.3 / 8.000   | 3.8 / 8.000   | 4.0 / 8.550   | 3.4 / 9.500   | 3.5 / 8.000 |                                |
|      |     |                                       |   | ND:   |   | -0.3  |   |   |             |                                |
|      |     |                                       |   |   |   |   |   |   |             | <u>Combined Total: 147.100</u> |
| 9T   | 312 | Aaron Chandler<br>Go For It NV        | Prelims   | Final: 12.750   | 11.600  | 11.750  | 13.600  | 12.700  | 12.050      | 74.450                         |
|      |     |                                       |   | D/E: 4.2 / 8.550  | 3.4 / 8.200   | 3.2 / 8.550   | 4.1 / 9.500   | 3.4 / 9.300   | 3.2 / 8.850 |                                |
|      |     |                                       | Finals  | Final: 12.300   | 11.000  | 11.150  | 13.600  | 12.600  | 11.850      | 72.500                         |
|      |     |                                       |   | D/E: 4.1 / 8.200  | 3.4 / 7.600   | 3.2 / 7.950   | 4.1 / 9.500   | 3.3 / 9.300   | 3.2 / 8.650 |                                |
|      |     |                                       |   | ND:   |   |   |   |   |             |                                |
|      |     |                                       |   |   |   |   |   |   |             | <u>Combined Total: 146.950</u> |
| 9T   | 401 | Zachary Granados<br>Gymstrada VA      | Prelims   | Final: 12.200   | 12.650  | 12.200  | 12.650  | 12.800  | 10.450      | 72.950                         |
|      |     |                                       |   | D/E: 3.8 / 8.400  | 4.1 / 8.550   | 3.6 / 8.900   | 4.0 / 8.650   | 3.6 / 9.200   | 2.6 / 7.850 |                                |
|      |     |                                       | Finals  | Final: 11.950   | 12.350  | 12.600  | 12.300  | 13.050  | 11.750      | 74.000                         |
|      |     |                                       |   | D/E: 3.7 / 8.250  | 4.1 / 8.250   | 3.7 / 9.200   | 4.0 / 8.300   | 3.6 / 9.450   | 3.3 / 8.450 |                                |
|      |     |                                       |   | ND:   |   | -0.3  |   |   |             |                                |
|      |     |                                       |   |   |   |   |   |   |             | <u>Combined Total: 146.950</u> |
| 11   | 772 | Saahil Tumuluri<br>Salto Gym WI       | Prelims   | Final: 12.500   | 11.750  | 12.100  | 13.300  | 12.600  | 11.700      | 73.950                         |
|      |     |                                       |   | D/E: 4.0 / 8.500  | 4.1 / 7.650   | 4.2 / 7.900   | 4.0 / 9.300   | 3.5 / 9.100   | 3.6 / 8.100 |                                |
|      |     |                                       | Finals  | Final: 12.850   | 11.900  | 12.200  | 12.550  | 12.150  | 11.300      | 72.950                         |
|      |     |                                       |   | D/E: 4.0 / 8.850  | 4.4 / 7.500   | 4.2 / 8.000   | 4.0 / 8.550   | 3.5 / 8.650   | 3.6 / 7.700 |                                |
|      |     |                                       |   | ND:   |   |   |   |   |             |                                |
|      |     |                                       |   |   |   |   |   |   |             | <u>Combined Total: 146.900</u> |
| 12   | 448 | Maddox Pabellon<br>Houston Gym Center | Prelims   | Final: 12.150   | 13.750  | 11.800  | 12.200  | 11.850  | 11.600      | 73.350                         |
|      |     |                                       |   | D/E: 4.0 / 8.150  | 5.4 / 8.350   | 3.4 / 8.400   | 4.0 / 8.300   | 3.5 / 8.350   | 2.7 / 8.900 |                                |
|      |     |                                       | Finals  | Final: 12.000   | 13.200  | 11.600  | 12.950  | 11.850  | 11.850      | 73.450                         |
|      |     |                                       |   | D/E: 3.8 / 8.200  | 5.4 / 7.800   | 3.4 / 8.200   | 4.0 / 8.950   | 3.5 / 8.350   | 2.7 / 9.150 |                                |
|      |     |                                       |   | ND:   |   |   | -0.1  |   |             |                                |
|      |     |                                       |   |   |   |   |   |   |             | <u>Combined Total: 146.800</u> |
| 13   | 771 | Colton Tevz<br>Salto Gym WI           | Prelims   | Final: 11.650   | 10.300  | 12.600  | 13.350  | 12.650  | 11.850      | 72.400                         |
|      |     |                                       |   | D/E: 3.9 / 8.050  | 3.6 / 6.700   | 4.2 / 8.400   | 4.0 / 9.350   | 4.0 / 8.650   | 3.8 / 8.050 |                                |
|      |     |                                       | Finals  | Final: 12.450   | 11.100  | 12.350  | 12.900  | 12.500  | 12.400      | 73.700                         |
|      |     |                                       |   | D/E: 3.9 / 8.550  | 3.6 / 7.500   | 4.2 / 8.150   | 4.0 / 8.900   | 4.2 / 8.300   | 3.8 / 8.600 |                                |
|      |     |                                       |   | ND:   | -0.3  |   |   |   |             |                                |
|      |     |                                       |   |   |   |   |   |   |             | <u>Combined Total: 146.100</u> |
| 14   | 617 | Eric Hoe<br>North Valley AZ           | Prelims   | Final: 11.600   | 12.450  | 12.200  | 11.950  | 12.850  | 12.550      | 73.600                         |
|      |     |                                       |   | D/E: 3.8 / 7.800  | 4.2 / 8.250   | 3.8 / 8.400   | 3.2 / 8.750   | 4.1 / 8.750   | 3.8 / 8.750 |                                |
|      |     |                                       | Finals  | Final: 12.300   | 9.800   | 12.500  | 12.150  | 13.100  | 12.600      | 72.450                         |
|      |     |                                       |   | D/E: 3.8 / 8.600  | 4.0 / 5.800   | 3.8 / 8.700   | 3.2 / 8.950   | 4.1 / 9.000   | 3.8 / 8.800 |                                |
|      |     |                                       |   | ND:   | -0.1  |   |   |   |             |                                |
|      |     |                                       |   |   |   |   |   |   |             | <u>Combined Total: 146.050</u> |

# 2021 Men's Dev Finals

## Meet Results - Multi







May 16, 2021

Page: 3

Printed: 5/16/2021 6:35:18 PM

Men / 10 / 17 yrs

Session: 11S

| Rank | Num | Name/Gym                                    |         |  |  |  |  |  |  | AA                             |
|------|-----|---|---------|---|---|---|---|---|---|--------------------------------|
| 15   | 927 | Luke Yaklin<br>Zenit Gym GA                 | Prelims | Final: 13.100   | 11.650  | 10.950  | 13.300  | 12.100  | 11.550  | 72.650                         |
|      |     |   |         | D/E: 4.4 / 8.700  | 3.3 / 8.350   | 3.4 / 7.850   | 4.6 / 8.800   | 3.2 / 8.900   | 3.2 / 8.350   |                                |
|      |     |   |         | ND:   |   | -0.3  | -0.1  |   |   |                                |
|      |     |   | Finals  | Final: 13.050   | 11.150  | 11.400  | 13.650  | 12.750  | 11.350  | 73.350                         |
|      |     |   |         | D/E: 4.4 / 8.650  | 3.1 / 8.050   | 3.4 / 8.300   | 4.7 / 8.950   | 3.3 / 9.450   | 2.4 / 8.950   |                                |
|      |     |   |         | ND:   |   | -0.3  |   |   |   |                                |
|      |     |   |         |   |   |   |   |   |   | <u>Combined Total: 146.000</u> |
| 16   | 332 | Brandon Elias<br>Gym Olympica CA            | Prelims | Final: 12.550   | 12.800  | 11.600  | 12.350  | 12.100  | 11.850  | 73.250                         |
|      |     |   |         | D/E: 3.8 / 8.750  | 4.3 / 8.500   | 3.4 / 8.200   | 3.2 / 9.150   | 3.6 / 8.500   | 3.0 / 8.850   |                                |
|      |     |   |         | ND:   |   |   |   |   |   |                                |
|      |     |   | Finals  | Final: 12.600   | 12.650  | 10.350  | 12.450  | 12.650  | 11.950  | 72.650                         |
|      |     |   |         | D/E: 3.8 / 8.800  | 4.3 / 8.350   | 3.4 / 6.950   | 3.2 / 9.250   | 3.6 / 9.050   | 3.0 / 8.950   |                                |
|      |     |   |         | ND:   |   |   |   |   |   |                                |
|      |     |   |         |   |   |   |   |   |   | <u>Combined Total: 145.900</u> |
| 17   | 267 | Zach Snyder<br>Emerge IA                    | Prelims | Final: 10.600   | 11.450  | 12.200  | 13.300  | 12.300  | 12.900  | 72.750                         |
|      |     |   |         | D/E: 4.3 / 6.300  | 3.4 / 8.050   | 4.1 / 8.100   | 4.8 / 8.600   | 3.7 / 8.600   | 3.7 / 9.200   |                                |
|      |     |   |         | ND:   |   |   | -0.1  |   |   |                                |
|      |     |   | Finals  | Final: 13.000   | 11.100  | 11.950  | 13.400  | 11.600  | 11.950  | 73.000                         |
|      |     |   |         | D/E: 4.7 / 8.300  | 3.4 / 7.700   | 4.1 / 7.850   | 4.8 / 8.700   | 3.7 / 7.900   | 3.6 / 8.350   |                                |
|      |     |   |         | ND:   |   |   | -0.1  |   |   |                                |
|      |     |   |         |   |   |   |   |   |   | <u>Combined Total: 145.750</u> |
| 18   | 773 | Matthew Underhill<br>Salto Gym WI           | Prelims | Final: 12.750   | 11.750  | 11.800  | 12.400  | 12.600  | 11.950  | 73.250                         |
|      |     |   |         | D/E: 4.6 / 8.150  | 3.4 / 8.350   | 5.1 / 6.700   | 5.0 / 7.700   | 4.0 / 8.600   | 3.3 / 8.650   |                                |
|      |     |   |         | ND:   |   |   | -0.3  |   |   |                                |
|      |     |   | Finals  | Final: 12.800   | 10.950  | 12.650  | 11.350  | 12.700  | 11.850  | 72.300                         |
|      |     |   |         | D/E: 4.6 / 8.200  | 3.4 / 7.550   | 5.4 / 7.250   | 3.6 / 7.750   | 4.0 / 8.700   | 3.3 / 8.550   |                                |
|      |     |   |         | ND:   |   |   |   |   |   |                                |
|      |     |   |         |   |   |   |   |   |   | <u>Combined Total: 145.550</u> |
| 19   | 597 | Michelangelo Villani<br>New England Acad MA | Prelims | Final: 12.700   | 11.600  | 11.650  | 12.150  | 12.700  | 11.650  | 72.450                         |
|      |     |   |         | D/E: 4.2 / 8.500  | 3.6 / 8.000   | 4.3 / 7.350   | 4.4 / 8.050   | 3.6 / 9.100   | 3.7 / 7.950   |                                |
|      |     |   |         | ND:   |   |   | -0.3  |   |   |                                |
|      |     |   | Finals  | Final: 11.400   | 11.900  | 12.900  | 12.650  | 12.650  | 11.400  | 72.900                         |
|      |     |   |         | D/E: 4.0 / 7.400  | 3.6 / 8.300   | 4.3 / 8.600   | 4.4 / 8.550   | 3.6 / 9.050   | 3.7 / 7.700   |                                |
|      |     |   |         | ND:   |   |   | -0.3  |   |   |                                |
|      |     |   |         |   |   |   |   |   |   | <u>Combined Total: 145.350</u> |
| 20T  | 104 | Aiden Whitehead<br>Atlanta School GA        | Prelims | Final: 12.400   | 12.400  | 12.250  | 12.250  | 12.600  | 11.300  | 73.200                         |
|      |     |   |         | D/E: 3.6 / 8.800  | 3.4 / 9.000   | 4.1 / 8.150   | 2.8 / 9.450   | 3.0 / 9.600   | 2.7 / 8.600   |                                |
|      |     |   |         | ND:   |   |   |   |   |   |                                |
|      |     |   | Finals  | Final: 12.500   | 11.150  | 12.600  | 12.150  | 12.650  | 10.850  | 71.900                         |
|      |     |   |         | D/E: 3.6 / 8.900  | 3.4 / 7.750   | 4.1 / 8.500   | 2.8 / 9.350   | 3.0 / 9.650   | 2.7 / 8.150   |                                |
|      |     |   |         | ND:   |   |   |   |   |   |                                |
|      |     |   |         |   |   |   |   |   |   | <u>Combined Total: 145.100</u> |
| 20T  | 178 | Jude Norris<br>Chow's IA                    | Prelims | Final: 12.900   | 12.050  | 11.350  | 13.300  | 11.450  | 12.000  | 73.050                         |
|      |     |   |         | D/E: 4.0 / 8.900  | 4.1 / 7.950   | 3.7 / 7.650   | 4.2 / 9.100   | 3.6 / 7.850   | 3.4 / 8.600   |                                |
|      |     |   |         | ND:   |   |   |   |   |   |                                |
|      |     |   | Finals  | Final: 12.850   | 11.650  | 10.400  | 13.250  | 12.100  | 11.800  | 72.050                         |
|      |     |   |         | D/E: 4.1 / 8.750  | 4.2 / 7.450   | 3.7 / 6.700   | 4.2 / 9.050   | 3.6 / 8.500   | 3.4 / 8.400   |                                |
|      |     |   |         | ND:   |   |   |   |   |   |                                |
|      |     |   |         |   |   |   |   |   |   | <u>Combined Total: 145.100</u> |

# 2021 Men's Dev Finals

## Meet Results - Multi







May 16, 2021

Page: 4

Printed: 5/16/2021 6:35:18 PM

Men / 10 / 17 yrs

Session: 11S

| Rank                           | Num | Name/Gym                         |         |  |  |  |  |  |  | AA     |
|--------------------------------|-----|----------------------------------|---------|---|---|---|---|---|---|--------|
| 22                             | 110 | Aaron Davidson<br>Bart Conner OK | Prelims | Final: 12.150   | 11.350  | 11.550  | 12.800  | 12.750  | 12.350  | 72.950 |
|                                |     |                                  |         | D/E: 3.9 / 8.250  | 3.5 / 7.850   | 3.6 / 7.950   | 4.0 / 8.800   | 3.5 / 9.250   | 3.3 / 9.050   |        |
|                                |     |                                  | ND:     |   |   |   |   |   |   |        |
|                                |     |                                  | Finals  | Final: 12.350   | 11.100  | 12.050  | 11.300  | 12.700  | 12.050  | 71.550 |
|                                |     |                                  |         | D/E: 3.9 / 8.450  | 3.5 / 7.600   | 3.6 / 8.450   | 4.0 / 7.600   | 3.5 / 9.200   | 3.5 / 8.550   |        |
|                                |     |                                  | ND:     |   |   |   | -0.3  |   |   |        |
| <b>Combined Total: 144.500</b> |     |                                  |         |   |   |   |   |   |   |        |
| 23                             | 128 | Andrew Graves<br>Branch Gym MI   | Prelims | Final: 12.400   | 11.300  | 12.050  | 14.000  | 11.650  | 11.100  | 72.500 |
|                                |     |                                  |         | D/E: 3.9 / 8.500  | 3.2 / 8.100   | 3.9 / 8.150   | 4.8 / 9.200   | 3.4 / 8.250   | 3.3 / 7.800   |        |
|                                |     |                                  | ND:     |   |   |   |   |   |   |        |
|                                |     |                                  | Finals  | Final: 11.600   | 11.900  | 12.100  | 13.750  | 10.900  | 11.550  | 71.800 |
|                                |     |                                  |         | D/E: 3.9 / 7.700  | 3.2 / 8.700   | 3.9 / 8.200   | 5.0 / 9.050   | 3.4 / 7.500   | 3.3 / 8.250   |        |
|                                |     |                                  | ND:     |   |   |   | -0.3  |   |   |        |
| <b>Combined Total: 144.300</b> |     |                                  |         |   |   |   |   |   |   |        |
| 24                             | 45  | Samuel Kaplan<br>Aim High RI     | Prelims | Final: 12.250   | 12.300  | 11.200  | 11.950  | 13.250  | 11.450  | 72.400 |
|                                |     |                                  |         | D/E: 4.1 / 8.150  | 4.2 / 8.100   | 4.0 / 7.200   | 3.2 / 8.850   | 4.0 / 9.250   | 3.6 / 7.850   |        |
|                                |     |                                  | ND:     |   |   |   | -0.1  |   |   |        |
|                                |     |                                  | Finals  | Final: 12.250   | 10.650  | 11.600  | 12.500  | 13.250  | 11.450  | 71.700 |
|                                |     |                                  |         | D/E: 4.0 / 8.250  | 4.0 / 6.650   | 3.7 / 7.900   | 3.3 / 9.200   | 4.0 / 9.250   | 3.6 / 7.850   |        |
|                                |     |                                  | ND:     |   |   |   |   |   |   |        |
| <b>Combined Total: 144.100</b> |     |                                  |         |   |   |   |   |   |   |        |
| 25T                            | 3   | Gavin Robey<br>20 Mile CO        | Prelims | Final: 12.450   | 11.900  | 11.950  | 12.000  | 12.000  | 12.100  | 72.400 |
|                                |     |                                  |         | D/E: 3.9 / 8.550  | 4.1 / 7.800   | 3.5 / 8.450   | 3.2 / 8.800   | 3.0 / 9.000   | 2.9 / 9.200   |        |
|                                |     |                                  | ND:     |   |   |   |   |   |   |        |
|                                |     |                                  | Finals  | Final: 12.300   | 11.100  | 11.550  | 12.300  | 12.200  | 11.600  | 71.050 |
|                                |     |                                  |         | D/E: 3.7 / 8.600  | 4.1 / 7.000   | 3.5 / 8.050   | 3.2 / 9.100   | 3.0 / 9.200   | 2.9 / 8.700   |        |
|                                |     |                                  | ND:     |   |   |   |   |   |   |        |
| <b>Combined Total: 143.450</b> |     |                                  |         |   |   |   |   |   |   |        |
| 25T                            | 361 | Joshua Dingman<br>Gym World OH   | Prelims | Final: 11.900   | 11.100  | 12.200  | 12.800  | 12.500  | 11.850  | 72.350 |
|                                |     |                                  |         | D/E: 3.7 / 8.200  | 4.2 / 6.900   | 4.0 / 8.200   | 4.4 / 8.700   | 3.9 / 8.600   | 3.4 / 8.450   |        |
|                                |     |                                  | ND:     |   |   |   | -0.3  |   |   |        |
|                                |     |                                  | Finals  | Final: 11.800   | 10.200  | 11.900  | 13.100  | 12.200  | 11.900  | 71.100 |
|                                |     |                                  |         | D/E: 3.7 / 8.100  | 3.9 / 6.300   | 4.0 / 7.900   | 4.4 / 9.000   | 3.9 / 8.300   | 3.4 / 8.500   |        |
|                                |     |                                  | ND:     |   |   |   | -0.3  |   |   |        |
| <b>Combined Total: 143.450</b> |     |                                  |         |   |   |   |   |   |   |        |
| 27                             | 750 | Ezrael Orfino<br>SCATS CA        | Prelims | Final: 11.450   | 10.800  | 12.200  | 12.700  | 12.850  | 12.600  | 72.600 |
|                                |     |                                  |         | D/E: 3.9 / 7.850  | 3.4 / 7.400   | 3.8 / 8.400   | 4.0 / 8.800   | 3.8 / 9.050   | 3.8 / 8.800   |        |
|                                |     |                                  | ND:     | -0.3  |   |   | -0.1  |   |   |        |
|                                |     |                                  | Finals  | Final: 12.500   | 9.050   | 12.250  | 12.250  | 11.400  | 12.200  | 69.650 |
|                                |     |                                  |         | D/E: 3.9 / 8.900  | 3.0 / 6.050   | 3.8 / 8.450   | 3.2 / 9.050   | 3.6 / 7.800   | 3.8 / 8.400   |        |
|                                |     |                                  | ND:     | -0.3  |   |   |   |   |   |        |
| <b>Combined Total: 142.250</b> |     |                                  |         |   |   |   |   |   |   |        |
| 28                             | 839 | David Wallace<br>Troy Gym MI     | Prelims | Final: 12.200   | 11.450  | 11.850  | 13.400  | 12.000  | 11.750  | 72.650 |
|                                |     |                                  |         | D/E: 4.3 / 7.900  | 3.1 / 8.350   | 3.1 / 9.050   | 4.4 / 9.100   | 3.3 / 8.700   | 3.2 / 8.550   |        |
|                                |     |                                  | ND:     |   |   | -0.3  | -0.1  |   |   |        |
|                                |     |                                  | Finals  | Final: 12.200   | 11.300  | 11.300  | 11.700  | 11.600  | 10.800  | 68.900 |
|                                |     |                                  |         | D/E: 4.5 / 7.800  | 3.0 / 8.300   | 3.6 / 8.000   | 4.4 / 7.600   | 3.4 / 8.200   | 3.2 / 7.600   |        |
|                                |     |                                  | ND:     | -0.1  |   | -0.3  | -0.3  |   |   |        |
| <b>Combined Total: 141.550</b> |     |                                  |         |   |   |   |   |   |   |        |

# 2021 Men's Dev Finals

## Meet Results - Multi







May 16, 2021

Page: 5

Printed: 5/16/2021 6:35:18 PM

Men / 10 / 17 yrs

Session: 11S

| Rank                           | Num | Name/Gym                                |         |  |  |  |  |  |  | AA     |
|--------------------------------|-----|---|---------|---|---|---|---|---|---|--------|
| 29                             | 143 | Ethan Rio<br>Bright Raven NY            | Prelims | Final: 11.900   | 12.400  | 11.950  | 11.800  | 12.450  | 11.850  | 72.350 |
|                                |     |   |         | D/E: 3.7 / 8.200  | 3.8 / 8.600   | 3.2 / 8.750   | 3.2 / 8.600   | 3.6 / 8.850   | 4.0 / 7.850   | ND:    |
|                                |     |   | Finals  | Final: 11.950   | 12.200  | 11.250  | 0.000   | 12.500  | 11.100  | 59.000 |
|                                |     |   |         | D/E: 4.0 / 7.950  | 3.8 / 8.400   | 3.5 / 7.750   | 0.0 / 0.000   | 3.7 / 8.800   | 4.0 / 7.100   | ND:    |
| <b>Combined Total: 131.350</b> |     |   |         |   |   |   |   |   |   |        |
| 30                             | 796 | Marcus Kushner<br>Stanford Boys CA      | Prelims | Final: 12.450   | 13.200  | 11.300  | 12.100  | 11.350  | 12.000  | 72.400 |
|                                |     |   |         | D/E: 3.9 / 8.550  | 5.0 / 8.200   | 3.5 / 7.800   | 3.2 / 8.900   | 3.8 / 7.550   | 3.2 / 8.800   | ND:    |
|                                |     |   | Finals  | Final: 12.350   | 12.450  | 0.000   | 0.000   | 0.000   | 0.000   | 24.800 |
|                                |     |   |         | D/E: 3.7 / 8.650  | 5.3 / 7.150   | 0.0 / 0.000   | 0.0 / 0.000   | 0.0 / 0.000   | 0.0 / 0.000   | ND:    |
| <b>Combined Total: 97.200</b>  |     |   |         |   |   |   |   |   |   |        |
| 31                             | 786 | FX,VT-Nicky Franz<br>St. Charles Gym IL | Prelims | Final: 13.000   | 9.700   | 10.750  | 13.650  | 11.450  | 11.250  | 69.800 |
|                                |     |   |         | D/E: 4.6 / 8.400  | 3.9 / 5.800   | 4.8 / 5.950   | 4.6 / 9.050   | 3.5 / 7.950   | 3.3 / 7.950   | ND:    |
|                                |     |   | Finals  | Final: 12.900   | —   | —   | 13.700  | —   | —   | 26.600 |
|                                |     |   |         | D/E: 4.6 / 8.300  |   |   | 4.6 / 9.100   |   |   | ND:    |
| <b>Combined Total: 96.400</b>  |     |   |         |   |   |   |   |   |   |        |
| 32                             | 659 | VT-Marqus Miranda<br>Payke Gym CA       | Prelims | Final: 11.900   | 11.050  | 10.800  | 13.600  | 12.350  | 11.500  | 71.200 |
|                                |     |   |         | D/E: 3.9 / 8.000  | 3.0 / 8.050   | 4.3 / 6.500   | 4.8 / 8.800   | 3.3 / 9.050   | 3.2 / 8.300   | ND:    |
|                                |     |   | Finals  | Final: —  | —   | —   | 13.250  | —   | —   | 13.250 |
|                                |     |   |         | D/E: —  |   |   | 4.8 / 8.450   |   |   | ND:    |
| <b>Combined Total: 84.450</b>  |     |   |         |   |   |   |   |   |   |        |
| 33                             | 4   | SR-Nathan Yearous<br>20 Mile CO         | Prelims | Final: 12.600   | 11.500  | 12.650  | 11.850  | 11.600  | 11.250  | 71.450 |
|                                |     |   |         | D/E: 4.2 / 8.400  | 4.3 / 7.200   | 3.8 / 8.850   | 4.4 / 7.750   | 4.0 / 7.600   | 3.5 / 7.750   | ND:    |
|                                |     |   | Finals  | Final: —  | —   | 12.700  | —   | —   | —   | 12.700 |
|                                |     |   |         | D/E: —  |   | 3.8 / 8.900   |   |   |   | ND:    |
| <b>Combined Total: 84.150</b>  |     |   |         |   |   |   |   |   |   |        |
| 34                             | 500 | VT-Will Howard<br>Lakeshore IL          | Prelims | Final: 12.600   | 11.800  | 9.500   | 14.050  | 10.500  | 11.550  | 70.000 |
|                                |     |   |         | D/E: 4.6 / 8.000  | 3.0 / 8.800   | 3.8 / 6.000   | 4.5 / 9.550   | 4.1 / 6.400   | 3.6 / 7.950   | ND:    |
|                                |     |   | Finals  | Final: —  | —   | —   | 14.100  | —   | —   | 14.100 |
|                                |     |   |         | D/E: —  |   |   | 4.7 / 9.500   |   |   | ND:    |
| <b>Combined Total: 84.100</b>  |     |   |         |   |   |   |   |   |   |        |
| 35                             | 743 | SR-Tj Bosalet<br>SCATS CA               | Prelims | Final: 11.200   | 10.650  | 12.800  | 13.200  | 11.500  | 12.000  | 71.350 |
|                                |     |   |         | D/E: 4.0 / 7.500  | 3.8 / 6.850   | 4.1 / 8.700   | 4.0 / 9.200   | 4.0 / 7.500   | 3.9 / 8.100   | ND:    |
|                                |     |   | Finals  | Final: —  | —   | 12.350  | —   | —   | 0.000   | 12.350 |
|                                |     |   |         | D/E: —  |   | 4.1 / 8.250   |   |   | 0.0 / 0.000   | ND:    |
| <b>Combined Total: 83.700</b>  |     |   |         |   |   |   |   |   |   |        |

# 2021 Men's Dev Finals

## Meet Results - Multi







May 16, 2021

Page: 6

Printed: 5/16/2021 6:35:18 PM

Men / 10 / 17 yrs

Session: 11S

| Rank | Num | Name/Gym                            |         |  |  |  |  |  |  | AA                            |
|------|-----|-------------------------------------|---------|---|---|---|---|---|---|-------------------------------|
| 36   | 599 | FX-Jack Holland<br>New Era CT       | Prelims | Final: 12.900   | 11.100  | 10.550  | 12.600  | 11.700  | 12.000  | 70.850                        |
|      |     |                                     |         | D/E: 4.1 / 8.800  | 3.1 / 8.000   | 2.9 / 7.950   | 4.0 / 8.600   | 3.4 / 8.300   | 3.2 / 8.800   |                               |
|      |     |                                     | Finals  | Final: 12.750   | _____   | _____   | _____   | _____   | _____   | 12.750                        |
|      |     |                                     |         | D/E: 4.3 / 8.450  |   |   |   |   |   |                               |
|      |     |                                     |         | ND:   |   |   |   |   |   |                               |
|      |     |                                     |         |   |   |   |   |   |   | <b>Combined Total: 83.600</b> |
| 37   | 71  | PH-Aidan Myers<br>American Kids CA  | Prelims | Final: 11.850   | 12.900  | 10.400  | 12.050  | 11.700  | 12.150  | 71.050                        |
|      |     |                                     |         | D/E: 3.9 / 7.950  | 3.9 / 9.000   | 3.6 / 6.800   | 2.4 / 9.650   | 3.7 / 8.000   | 3.3 / 8.850   |                               |
|      |     |                                     | Finals  | Final: _____  | 12.350  | _____   | _____   | _____   | _____   | 12.350                        |
|      |     |                                     |         | D/E: _____  | 3.9 / 8.450   |   |   |   |   |                               |
|      |     |                                     |         | ND:   |   |   |   |   |   |                               |
|      |     |                                     |         |   |   |   |   |   |   | <b>Combined Total: 83.400</b> |
| 38   | 367 | HB-Hudson Schneider<br>Gym World OH | Prelims | Final: 11.900   | 9.950   | 11.300  | 13.050  | 12.300  | 12.600  | 71.100                        |
|      |     |                                     |         | D/E: 3.9 / 8.000  | 3.8 / 6.150   | 3.7 / 7.600   | 4.8 / 8.250   | 3.4 / 8.900   | 4.2 / 8.400   |                               |
|      |     |                                     | Finals  | Final: _____  | _____   | _____   | _____   | _____   | 12.150  | 12.150                        |
|      |     |                                     |         | D/E: _____  |   |   |   |   | 4.2 / 7.950   |                               |
|      |     |                                     |         | ND:   |   |   |   |   |   |                               |
|      |     |                                     |         |   |   |   |   |   |   | <b>Combined Total: 83.250</b> |
| 39   | 402 | PH-Connor Micklos<br>Gymstrada VA   | Prelims | Final: 12.150   | 13.600  | 11.950  | 11.250  | 11.850  | 9.900   | 70.700                        |
|      |     |                                     |         | D/E: 3.6 / 8.550  | 4.7 / 8.900   | 3.5 / 8.450   | 2.8 / 8.450   | 4.1 / 7.750   | 3.5 / 6.400   |                               |
|      |     |                                     | Finals  | Final: _____  | 12.350  | _____   | 0.000   | _____   | _____   | 12.350                        |
|      |     |                                     |         | D/E: _____  | 4.7 / 7.650   |   | 0.0 / 0.000   |   |   |                               |
|      |     |                                     |         | ND:   |   |   |   |   |   |                               |
|      |     |                                     |         |   |   |   |   |   |   | <b>Combined Total: 83.050</b> |
| 40   | 82  | FX-Evan Sikra<br>Apollo VA          | Prelims | Final: 12.850   | 10.900  | 10.000  | 12.950  | 11.350  | 12.100  | 70.150                        |
|      |     |                                     |         | D/E: 4.1 / 8.750  | 3.3 / 7.600   | 3.9 / 6.100   | 4.0 / 8.950   | 3.7 / 7.650   | 3.4 / 8.700   |                               |
|      |     |                                     | Finals  | Final: 12.450   | _____   | _____   | _____   | _____   | _____   | 12.450                        |
|      |     |                                     |         | D/E: 4.1 / 8.350  |   |   |   |   |   |                               |
|      |     |                                     |         | ND:   |   |   |   |   |   |                               |
|      |     |                                     |         |   |   |   |   |   |   | <b>Combined Total: 82.600</b> |
| 41   | 874 | HB-Elijah Cruz<br>Vitaly Scherbo NV | Prelims | Final: 11.100   | 10.650  | 10.750  | 11.650  | 11.100  | 12.600  | 67.850                        |
|      |     |                                     |         | D/E: 4.4 / 6.700  | 3.2 / 7.450   | 3.3 / 7.450   | 4.0 / 7.750   | 3.6 / 7.500   | 3.9 / 8.700   |                               |
|      |     |                                     | Finals  | Final: _____  | _____   | _____   | _____   | _____   | 9.650   | 9.650                         |
|      |     |                                     |         | D/E: _____  |   |   |   |   | 3.8 / 5.850   |                               |
|      |     |                                     |         | ND:   |   |   |   |   |   |                               |
|      |     |                                     |         |   |   |   |   |   |   | <b>Combined Total: 77.500</b> |

# 2021 Men's Dev Finals

## Event Results - Multi

May 16, 2021

Page: 1  
Printed: 5/16/2021 6:35:46 PM

Men / 10 / 17 yrs

Session: 11S

#1 = 2021 Men's Dev Finals: 100%

#2 = 2021 Men's DP Nationals: 100%



| Place | Num | Name              | Gym                |      | #2     | #1     | Score  |
|-------|-----|-------------------|--------------------|------|--------|--------|--------|
| 1     | 927 | Luke Yaklin       | Zenit Gym GA       | Fin: | 13.100 | 13.050 | 26.150 |
|       |     |                   |                    | D:   | 4.400  | 4.400  |        |
|       |     |                   |                    | E:   | 8.700  | 8.650  |        |
|       |     |                   |                    | ND:  |        |        |        |
| 2     | 786 | FX,VT-Nicky Franz | St. Charles Gym IL | Fin: | 13.000 | 12.900 | 25.900 |
|       |     |                   |                    | D:   | 4.600  | 4.600  |        |
|       |     |                   |                    | E:   | 8.400  | 8.300  |        |
|       |     |                   |                    | ND:  |        |        |        |
| 3     | 178 | Jude Norris       | Chow's IA          | Fin: | 12.900 | 12.850 | 25.750 |
|       |     |                   |                    | D:   | 4.000  | 4.100  |        |
|       |     |                   |                    | E:   | 8.900  | 8.750  |        |
|       |     |                   |                    | ND:  |        |        |        |
| 4     | 599 | FX-Jack Holland   | New Era CT         | Fin: | 12.900 | 12.750 | 25.650 |
|       |     |                   |                    | D:   | 4.100  | 4.300  |        |
|       |     |                   |                    | E:   | 8.800  | 8.450  |        |
|       |     |                   |                    | ND:  |        |        |        |
| 5     | 773 | Matthew Underhill | Salto Gym WI       | Fin: | 12.750 | 12.800 | 25.550 |
|       |     |                   |                    | D:   | 4.600  | 4.600  |        |
|       |     |                   |                    | E:   | 8.150  | 8.200  |        |
|       |     |                   |                    | ND:  |        |        |        |
| 6T    | 263 | Nathan Couture    | Emerge IA          | Fin: | 12.800 | 12.550 | 25.350 |
|       |     |                   |                    | D:   | 4.500  | 4.500  |        |
|       |     |                   |                    | E:   | 8.400  | 8.350  |        |
|       |     |                   |                    | ND:  | -0.100 | -0.300 |        |
| 6T    | 772 | Saahil Tumuluri   | Salto Gym WI       | Fin: | 12.500 | 12.850 | 25.350 |
|       |     |                   |                    | D:   | 4.000  | 4.000  |        |
|       |     |                   |                    | E:   | 8.500  | 8.850  |        |
|       |     |                   |                    | ND:  |        |        |        |
| 8T    | 82  | FX-Evan Sikra     | Apollo VA          | Fin: | 12.850 | 12.450 | 25.300 |
|       |     |                   |                    | D:   | 4.100  | 4.100  |        |
|       |     |                   |                    | E:   | 8.750  | 8.350  |        |
|       |     |                   |                    | ND:  |        |        |        |
| 8T    | 407 | Jesse-Lee Pakele  | HITS HI            | Fin: | 13.100 | 12.200 | 25.300 |
|       |     |                   |                    | D:   | 4.400  | 4.700  |        |
|       |     |                   |                    | E:   | 8.700  | 7.600  |        |
|       |     |                   |                    | ND:  |        | -0.100 |        |
| 10T   | 332 | Brandon Elias     | Gym Olympica CA    | Fin: | 12.550 | 12.600 | 25.150 |
|       |     |                   |                    | D:   | 3.800  | 3.800  |        |
|       |     |                   |                    | E:   | 8.750  | 8.800  |        |
|       |     |                   |                    | ND:  |        |        |        |
| 10T   | 539 | Payton Lerwill    | Madison Gym ID     | Fin: | 12.450 | 12.700 | 25.150 |
|       |     |                   |                    | D:   | 3.900  | 3.900  |        |
|       |     |                   |                    | E:   | 8.550  | 8.800  |        |
|       |     |                   |                    | ND:  |        |        |        |
| 12    | 312 | Aaron Chandler    | Go For It NV       | Fin: | 12.750 | 12.300 | 25.050 |
|       |     |                   |                    | D:   | 4.200  | 4.100  |        |
|       |     |                   |                    | E:   | 8.550  | 8.200  |        |
|       |     |                   |                    | ND:  |        |        |        |

# 2021 Men's Dev Finals

## Event Results - Multi

May 16, 2021

Page: 2

Printed: 5/16/2021 6:35:46 PM

Men / 10 / 17 yrs

Session: 11S

#1 = 2021 Men's Dev Finals: 100%

#2 = 2021 Men's DP Nationals: 100%



| Place | Num | Name             | Gym                |      | #2     | #1     | Score  |
|-------|-----|------------------|--------------------|------|--------|--------|--------|
| 13    | 565 | Bradley Stroud   | Metropolitan WA    | Fin: | 12.500 | 12.450 | 24.950 |
|       |     |                  |                    | D:   | 3.400  | 3.400  |        |
|       |     |                  |                    | E:   | 9.100  | 9.050  |        |
|       |     |                  |                    | ND:  |        |        |        |
| 14    | 104 | Aiden Whitehead  | Atlanta School GA  | Fin: | 12.400 | 12.500 | 24.900 |
|       |     |                  |                    | D:   | 3.600  | 3.600  |        |
|       |     |                  |                    | E:   | 8.800  | 8.900  |        |
|       |     |                  |                    | ND:  |        |        |        |
| 15    | 796 | Marcus Kushner   | Stanford Boys CA   | Fin: | 12.450 | 12.350 | 24.800 |
|       |     |                  |                    | D:   | 3.900  | 3.700  |        |
|       |     |                  |                    | E:   | 8.550  | 8.650  |        |
|       |     |                  |                    | ND:  |        |        |        |
| 16    | 3   | Gavin Robey      | 20 Mile CO         | Fin: | 12.450 | 12.300 | 24.750 |
|       |     |                  |                    | D:   | 3.900  | 3.700  |        |
|       |     |                  |                    | E:   | 8.550  | 8.600  |        |
|       |     |                  |                    | ND:  |        |        |        |
| 17T   | 45  | Samuel Kaplan    | Aim High RI        | Fin: | 12.250 | 12.250 | 24.500 |
|       |     |                  |                    | D:   | 4.100  | 4.000  |        |
|       |     |                  |                    | E:   | 8.150  | 8.250  |        |
|       |     |                  |                    | ND:  |        |        |        |
| 17T   | 110 | Aaron Davidson   | Bart Conner OK     | Fin: | 12.150 | 12.350 | 24.500 |
|       |     |                  |                    | D:   | 3.900  | 3.900  |        |
|       |     |                  |                    | E:   | 8.250  | 8.450  |        |
|       |     |                  |                    | ND:  |        |        |        |
| 19    | 839 | David Wallace    | Troy Gym MI        | Fin: | 12.200 | 12.200 | 24.400 |
|       |     |                  |                    | D:   | 4.300  | 4.500  |        |
|       |     |                  |                    | E:   | 7.900  | 7.800  |        |
|       |     |                  |                    | ND:  |        | -0.100 |        |
| 20    | 746 | Jack Critz       | SCATS CA           | Fin: | 12.300 | 12.050 | 24.350 |
|       |     |                  |                    | D:   | 4.500  | 4.500  |        |
|       |     |                  |                    | E:   | 7.800  | 7.550  |        |
|       |     |                  |                    | ND:  |        |        |        |
| 21    | 328 | Levon Chalikyan  | Gym Olympica CA    | Fin: | 12.150 | 12.050 | 24.200 |
|       |     |                  |                    | D:   | 4.100  | 4.100  |        |
|       |     |                  |                    | E:   | 8.150  | 7.950  |        |
|       |     |                  |                    | ND:  | -0.100 |        |        |
| 22T   | 401 | Zachary Granados | Gymstrada VA       | Fin: | 12.200 | 11.950 | 24.150 |
|       |     |                  |                    | D:   | 3.800  | 3.700  |        |
|       |     |                  |                    | E:   | 8.400  | 8.250  |        |
|       |     |                  |                    | ND:  |        |        |        |
| 22T   | 448 | Maddox Pabellon  | Houston Gym Center | Fin: | 12.150 | 12.000 | 24.150 |
|       |     |                  |                    | D:   | 4.000  | 3.800  |        |
|       |     |                  |                    | E:   | 8.150  | 8.200  |        |
|       |     |                  |                    | ND:  |        |        |        |
| 24T   | 399 | Parker Thackston | Gymland/Arena NJ   | Fin: | 11.850 | 12.250 | 24.100 |
|       |     |                  |                    | D:   | 3.800  | 3.800  |        |
|       |     |                  |                    | E:   | 8.050  | 8.450  |        |
|       |     |                  |                    | ND:  |        |        |        |



# 2021 Men's Dev Finals

## Event Results - Multi

May 16, 2021

Page: 3

Printed: 5/16/2021 6:35:46 PM

Men / 10 / 17 yrs

Session: 11S

#1 = 2021 Men's Dev Finals: 100%

#2 = 2021 Men's DP Nationals: 100%



| Place | Num | Name                 | Gym                 |      | #2     | #1     | Score  |
|-------|-----|----------------------|---------------------|------|--------|--------|--------|
| 24T   | 597 | Michelangelo Villani | New England Acad MA | Fin: | 12.700 | 11.400 | 24.100 |
|       |     |                      |                     | D:   | 4.200  | 4.000  |        |
|       |     |                      |                     | E:   | 8.500  | 7.400  |        |
|       |     |                      |                     | ND:  |        |        |        |
| 24T   | 771 | Colton Tevz          | Salto Gym WI        | Fin: | 11.650 | 12.450 | 24.100 |
|       |     |                      |                     | D:   | 3.900  | 3.900  |        |
|       |     |                      |                     | E:   | 8.050  | 8.550  |        |
|       |     |                      |                     | ND:  | -0.300 |        |        |
| 27    | 128 | Andrew Graves        | Branch Gym MI       | Fin: | 12.400 | 11.600 | 24.000 |
|       |     |                      |                     | D:   | 3.900  | 3.900  |        |
|       |     |                      |                     | E:   | 8.500  | 7.700  |        |
|       |     |                      |                     | ND:  |        |        |        |
| 28    | 750 | Ezrael Orlino        | SCATS CA            | Fin: | 11.450 | 12.500 | 23.950 |
|       |     |                      |                     | D:   | 3.900  | 3.900  |        |
|       |     |                      |                     | E:   | 7.850  | 8.900  |        |
|       |     |                      |                     | ND:  | -0.300 | -0.300 |        |
| 29    | 617 | Eric Hoe             | North Valley AZ     | Fin: | 11.600 | 12.300 | 23.900 |
|       |     |                      |                     | D:   | 3.800  | 3.800  |        |
|       |     |                      |                     | E:   | 7.800  | 8.600  |        |
|       |     |                      |                     | ND:  |        | -0.100 |        |
| 30    | 143 | Ethan Rio            | Bright Raven NY     | Fin: | 11.900 | 11.950 | 23.850 |
|       |     |                      |                     | D:   | 3.700  | 4.000  |        |
|       |     |                      |                     | E:   | 8.200  | 7.950  |        |
|       |     |                      |                     | ND:  |        |        |        |
| 31    | 361 | Joshua Dingman       | Gym World OH        | Fin: | 11.900 | 11.800 | 23.700 |
|       |     |                      |                     | D:   | 3.700  | 3.700  |        |
|       |     |                      |                     | E:   | 8.200  | 8.100  |        |
|       |     |                      |                     | ND:  |        |        |        |
| 32    | 267 | Zach Snyder          | Emerge IA           | Fin: | 10.600 | 13.000 | 23.600 |
|       |     |                      |                     | D:   | 4.300  | 4.700  |        |
|       |     |                      |                     | E:   | 6.300  | 8.300  |        |
|       |     |                      |                     | ND:  |        |        |        |
| 33    | 842 | Sabastian Gordon     | US Gym II NJ        | Fin: | 10.950 | 12.200 | 23.150 |
|       |     |                      |                     | D:   | 3.700  | 3.600  |        |
|       |     |                      |                     | E:   | 7.250  | 8.600  |        |
|       |     |                      |                     | ND:  |        |        |        |

# 2021 Men's Dev Finals

## Event Results - Multi

May 16, 2021

Page: 1  
Printed: 5/16/2021 6:35:48 PM

Men / 10 / 17 yrs

Session: 11S

#1 = 2021 Men's Dev Finals: 100%

#2 = 2021 Men's DP Nationals: 100%



| Place | Num | Name              | Gym                |      | #2     | #1     | Score  |
|-------|-----|-------------------|--------------------|------|--------|--------|--------|
| 1     | 399 | Parker Thackston  | Gymland/Arena NJ   | Fin: | 13.100 | 14.000 | 27.100 |
|       |     |                   |                    | D:   | 4.700  | 5.200  |        |
|       |     |                   |                    | E:   | 8.400  | 8.800  |        |
|       |     |                   |                    | ND:  |        |        |        |
| 2     | 448 | Maddox Pabellon   | Houston Gym Center | Fin: | 13.750 | 13.200 | 26.950 |
|       |     |                   |                    | D:   | 5.400  | 5.400  |        |
|       |     |                   |                    | E:   | 8.350  | 7.800  |        |
|       |     |                   |                    | ND:  |        |        |        |
| 3     | 402 | PH-Connor Micklos | Gymstrada VA       | Fin: | 13.600 | 12.350 | 25.950 |
|       |     |                   |                    | D:   | 4.700  | 4.700  |        |
|       |     |                   |                    | E:   | 8.900  | 7.650  |        |
|       |     |                   |                    | ND:  |        |        |        |
| 4     | 796 | Marcus Kushner    | Stanford Boys CA   | Fin: | 13.200 | 12.450 | 25.650 |
|       |     |                   |                    | D:   | 5.000  | 5.300  |        |
|       |     |                   |                    | E:   | 8.200  | 7.150  |        |
|       |     |                   |                    | ND:  |        |        |        |
| 5     | 332 | Brandon Elias     | Gym Olympica CA    | Fin: | 12.800 | 12.650 | 25.450 |
|       |     |                   |                    | D:   | 4.300  | 4.300  |        |
|       |     |                   |                    | E:   | 8.500  | 8.350  |        |
|       |     |                   |                    | ND:  |        |        |        |
| 6     | 71  | PH-Aidan Myers    | American Kids CA   | Fin: | 12.900 | 12.350 | 25.250 |
|       |     |                   |                    | D:   | 3.900  | 3.900  |        |
|       |     |                   |                    | E:   | 9.000  | 8.450  |        |
|       |     |                   |                    | ND:  |        |        |        |
| 7     | 407 | Jesse-Lee Pakele  | HITS HI            | Fin: | 12.700 | 12.350 | 25.050 |
|       |     |                   |                    | D:   | 3.700  | 3.700  |        |
|       |     |                   |                    | E:   | 9.000  | 8.650  |        |
|       |     |                   |                    | ND:  |        |        |        |
| 8     | 401 | Zachary Granados  | Gymstrada VA       | Fin: | 12.650 | 12.350 | 25.000 |
|       |     |                   |                    | D:   | 4.100  | 4.100  |        |
|       |     |                   |                    | E:   | 8.550  | 8.250  |        |
|       |     |                   |                    | ND:  |        |        |        |
| 9T    | 539 | Payton Lerwill    | Madison Gym ID     | Fin: | 12.300 | 12.300 | 24.600 |
|       |     |                   |                    | D:   | 4.300  | 4.300  |        |
|       |     |                   |                    | E:   | 8.000  | 8.000  |        |
|       |     |                   |                    | ND:  |        |        |        |
| 9T    | 143 | Ethan Rio         | Bright Raven NY    | Fin: | 12.400 | 12.200 | 24.600 |
|       |     |                   |                    | D:   | 3.800  | 3.800  |        |
|       |     |                   |                    | E:   | 8.600  | 8.400  |        |
|       |     |                   |                    | ND:  |        |        |        |
| 11    | 263 | Nathan Couture    | Emerge IA          | Fin: | 12.250 | 12.300 | 24.550 |
|       |     |                   |                    | D:   | 4.000  | 4.000  |        |
|       |     |                   |                    | E:   | 8.250  | 8.300  |        |
|       |     |                   |                    | ND:  |        |        |        |
| 12    | 178 | Jude Norris       | Chow's IA          | Fin: | 12.050 | 11.650 | 23.700 |
|       |     |                   |                    | D:   | 4.100  | 4.200  |        |
|       |     |                   |                    | E:   | 7.950  | 7.450  |        |
|       |     |                   |                    | ND:  |        |        |        |

# 2021 Men's Dev Finals

## Event Results - Multi

May 16, 2021

Page: 2

Printed: 5/16/2021 6:35:48 PM

Men / 10 / 17 yrs

Session: 11S

#1 = 2021 Men's Dev Finals: 100%

#2 = 2021 Men's DP Nationals: 100%



| Place | Num | Name                 | Gym                 |      | #2     | #1     | Score  |
|-------|-----|----------------------|---------------------|------|--------|--------|--------|
| 13    | 772 | Saahil Tumuluri      | Salto Gym WI        | Fin: | 11.750 | 11.900 | 23.650 |
|       |     |                      |                     | D:   | 4.100  | 4.400  |        |
|       |     |                      |                     | E:   | 7.650  | 7.500  |        |
|       |     |                      |                     | ND:  |        |        |        |
| 14    | 104 | Aiden Whitehead      | Atlanta School GA   | Fin: | 12.400 | 11.150 | 23.550 |
|       |     |                      |                     | D:   | 3.400  | 3.400  |        |
|       |     |                      |                     | E:   | 9.000  | 7.750  |        |
|       |     |                      |                     | ND:  |        |        |        |
| 15    | 597 | Michelangelo Villani | New England Acad MA | Fin: | 11.600 | 11.900 | 23.500 |
|       |     |                      |                     | D:   | 3.600  | 3.600  |        |
|       |     |                      |                     | E:   | 8.000  | 8.300  |        |
|       |     |                      |                     | ND:  |        |        |        |
| 16    | 128 | Andrew Graves        | Branch Gym MI       | Fin: | 11.300 | 11.900 | 23.200 |
|       |     |                      |                     | D:   | 3.200  | 3.200  |        |
|       |     |                      |                     | E:   | 8.100  | 8.700  |        |
|       |     |                      |                     | ND:  |        |        |        |
| 17    | 746 | Jack Critz           | SCATS CA            | Fin: | 11.500 | 11.650 | 23.150 |
|       |     |                      |                     | D:   | 3.400  | 3.400  |        |
|       |     |                      |                     | E:   | 8.100  | 8.250  |        |
|       |     |                      |                     | ND:  |        |        |        |
| 18    | 328 | Levon Chalikyan      | Gym Olympica CA     | Fin: | 11.100 | 12.000 | 23.100 |
|       |     |                      |                     | D:   | 3.100  | 3.100  |        |
|       |     |                      |                     | E:   | 8.000  | 8.900  |        |
|       |     |                      |                     | ND:  |        |        |        |
| 19    | 3   | Gavin Robey          | 20 Mile CO          | Fin: | 11.900 | 11.100 | 23.000 |
|       |     |                      |                     | D:   | 4.100  | 4.100  |        |
|       |     |                      |                     | E:   | 7.800  | 7.000  |        |
|       |     |                      |                     | ND:  |        |        |        |
| 20T   | 45  | Samuel Kaplan        | Aim High RI         | Fin: | 12.300 | 10.650 | 22.950 |
|       |     |                      |                     | D:   | 4.200  | 4.000  |        |
|       |     |                      |                     | E:   | 8.100  | 6.650  |        |
|       |     |                      |                     | ND:  |        |        |        |
| 20T   | 565 | Bradley Stroud       | Metropolitan WA     | Fin: | 11.650 | 11.300 | 22.950 |
|       |     |                      |                     | D:   | 3.400  | 3.400  |        |
|       |     |                      |                     | E:   | 8.250  | 7.900  |        |
|       |     |                      |                     | ND:  |        |        |        |
| 22    | 927 | Luke Yaklin          | Zenit Gym GA        | Fin: | 11.650 | 11.150 | 22.800 |
|       |     |                      |                     | D:   | 3.300  | 3.100  |        |
|       |     |                      |                     | E:   | 8.350  | 8.050  |        |
|       |     |                      |                     | ND:  |        |        |        |
| 23    | 839 | David Wallace        | Troy Gym MI         | Fin: | 11.450 | 11.300 | 22.750 |
|       |     |                      |                     | D:   | 3.100  | 3.000  |        |
|       |     |                      |                     | E:   | 8.350  | 8.300  |        |
|       |     |                      |                     | ND:  |        |        |        |
| 24    | 773 | Matthew Underhill    | Salto Gym WI        | Fin: | 11.750 | 10.950 | 22.700 |
|       |     |                      |                     | D:   | 3.400  | 3.400  |        |
|       |     |                      |                     | E:   | 8.350  | 7.550  |        |
|       |     |                      |                     | ND:  |        |        |        |

# 2021 Men's Dev Finals

## Event Results - Multi

May 16, 2021

Page: 3

Printed: 5/16/2021 6:35:48 PM

Men / 10 / 17 yrs

Session: 11S

#1 = 2021 Men's Dev Finals: 100%

#2 = 2021 Men's DP Nationals: 100%



| Place | Num | Name             | Gym             |      | #2     | #1     | Score  |
|-------|-----|------------------|-----------------|------|--------|--------|--------|
| 25    | 312 | Aaron Chandler   | Go For It NV    | Fin: | 11.600 | 11.000 | 22.600 |
|       |     |                  |                 | D:   | 3.400  | 3.400  |        |
|       |     |                  |                 | E:   | 8.200  | 7.600  |        |
|       |     |                  |                 | ND:  |        |        |        |
| 26    | 267 | Zach Snyder      | Emerge IA       | Fin: | 11.450 | 11.100 | 22.550 |
|       |     |                  |                 | D:   | 3.400  | 3.400  |        |
|       |     |                  |                 | E:   | 8.050  | 7.700  |        |
|       |     |                  |                 | ND:  |        |        |        |
| 27    | 110 | Aaron Davidson   | Bart Conner OK  | Fin: | 11.350 | 11.100 | 22.450 |
|       |     |                  |                 | D:   | 3.500  | 3.500  |        |
|       |     |                  |                 | E:   | 7.850  | 7.600  |        |
|       |     |                  |                 | ND:  |        |        |        |
| 28T   | 617 | Eric Hoe         | North Valley AZ | Fin: | 12.450 | 9.800  | 22.250 |
|       |     |                  |                 | D:   | 4.200  | 4.000  |        |
|       |     |                  |                 | E:   | 8.250  | 5.800  |        |
|       |     |                  |                 | ND:  |        |        |        |
| 28T   | 842 | Sabastian Gordon | US Gym II NJ    | Fin: | 10.600 | 11.650 | 22.250 |
|       |     |                  |                 | D:   | 3.000  | 2.900  |        |
|       |     |                  |                 | E:   | 7.600  | 8.750  |        |
|       |     |                  |                 | ND:  |        |        |        |
| 30    | 771 | Colton Tevz      | Salto Gym WI    | Fin: | 10.300 | 11.100 | 21.400 |
|       |     |                  |                 | D:   | 3.600  | 3.600  |        |
|       |     |                  |                 | E:   | 6.700  | 7.500  |        |
|       |     |                  |                 | ND:  |        |        |        |
| 31    | 361 | Joshua Dingman   | Gym World OH    | Fin: | 11.100 | 10.200 | 21.300 |
|       |     |                  |                 | D:   | 4.200  | 3.900  |        |
|       |     |                  |                 | E:   | 6.900  | 6.300  |        |
|       |     |                  |                 | ND:  |        |        |        |
| 32    | 750 | Ezrael Orlino    | SCATS CA        | Fin: | 10.800 | 9.050  | 19.850 |
|       |     |                  |                 | D:   | 3.400  | 3.000  |        |
|       |     |                  |                 | E:   | 7.400  | 6.050  |        |
|       |     |                  |                 | ND:  |        |        |        |

# 2021 Men's Dev Finals

## Event Results - Multi

May 16, 2021

Page: 1  
Printed: 5/16/2021 6:35:49 PM

Men / 10 / 17 yrs

Session: 11S

#1 = 2021 Men's Dev Finals: 100%  
#2 = 2021 Men's DP Nationals: 100%



| Place | Num | Name                 | Gym                 |      | #2     | #1     | Score  |
|-------|-----|----------------------|---------------------|------|--------|--------|--------|
| 1     | 746 | Jack Critz           | SCATS CA            | Fin: | 12.950 | 13.050 | 26.000 |
|       |     |                      |                     | D:   | 4.000  | 4.000  |        |
|       |     |                      |                     | E:   | 8.950  | 9.050  |        |
|       |     |                      |                     | ND:  |        |        |        |
| 2     | 842 | Sabastian Gordon     | US Gym II NJ        | Fin: | 12.650 | 12.950 | 25.600 |
|       |     |                      |                     | D:   | 4.200  | 4.200  |        |
|       |     |                      |                     | E:   | 8.450  | 8.750  |        |
|       |     |                      |                     | ND:  |        |        |        |
| 3     | 4   | SR-Nathan Yearous    | 20 Mile CO          | Fin: | 12.650 | 12.700 | 25.350 |
|       |     |                      |                     | D:   | 3.800  | 3.800  |        |
|       |     |                      |                     | E:   | 8.850  | 8.900  |        |
|       |     |                      |                     | ND:  |        |        |        |
| 4     | 743 | SR-Tj Bosalet        | SCATS CA            | Fin: | 12.800 | 12.350 | 25.150 |
|       |     |                      |                     | D:   | 4.100  | 4.100  |        |
|       |     |                      |                     | E:   | 8.700  | 8.250  |        |
|       |     |                      |                     | ND:  |        |        |        |
| 5     | 565 | Bradley Stroud       | Metropolitan WA     | Fin: | 12.750 | 12.250 | 25.000 |
|       |     |                      |                     | D:   | 3.800  | 3.700  |        |
|       |     |                      |                     | E:   | 9.250  | 8.850  |        |
|       |     |                      |                     | ND:  | -0.300 | -0.300 |        |
| 6     | 771 | Colton Tevz          | Salto Gym WI        | Fin: | 12.600 | 12.350 | 24.950 |
|       |     |                      |                     | D:   | 4.200  | 4.200  |        |
|       |     |                      |                     | E:   | 8.400  | 8.150  |        |
|       |     |                      |                     | ND:  |        |        |        |
| 7     | 104 | Aiden Whitehead      | Atlanta School GA   | Fin: | 12.250 | 12.600 | 24.850 |
|       |     |                      |                     | D:   | 4.100  | 4.100  |        |
|       |     |                      |                     | E:   | 8.150  | 8.500  |        |
|       |     |                      |                     | ND:  |        |        |        |
| 8     | 401 | Zachary Granados     | Gymstrada VA        | Fin: | 12.200 | 12.600 | 24.800 |
|       |     |                      |                     | D:   | 3.600  | 3.700  |        |
|       |     |                      |                     | E:   | 8.900  | 9.200  |        |
|       |     |                      |                     | ND:  | -0.300 | -0.300 |        |
| 9     | 617 | Eric Hoe             | North Valley AZ     | Fin: | 12.200 | 12.500 | 24.700 |
|       |     |                      |                     | D:   | 3.800  | 3.800  |        |
|       |     |                      |                     | E:   | 8.400  | 8.700  |        |
|       |     |                      |                     | ND:  |        |        |        |
| 10    | 328 | Levon Chalikyan      | Gym Olympica CA     | Fin: | 12.350 | 12.250 | 24.600 |
|       |     |                      |                     | D:   | 4.700  | 4.700  |        |
|       |     |                      |                     | E:   | 7.650  | 7.550  |        |
|       |     |                      |                     | ND:  |        |        |        |
| 11    | 597 | Michelangelo Villani | New England Acad MA | Fin: | 11.650 | 12.900 | 24.550 |
|       |     |                      |                     | D:   | 4.300  | 4.300  |        |
|       |     |                      |                     | E:   | 7.350  | 8.600  |        |
|       |     |                      |                     | ND:  |        |        |        |
| 12T   | 750 | Ezrael Orlino        | SCATS CA            | Fin: | 12.200 | 12.250 | 24.450 |
|       |     |                      |                     | D:   | 3.800  | 3.800  |        |
|       |     |                      |                     | E:   | 8.400  | 8.450  |        |
|       |     |                      |                     | ND:  |        |        |        |

# 2021 Men's Dev Finals

## Event Results - Multi

May 16, 2021

Page: 2

Printed: 5/16/2021 6:35:49 PM

Men / 10 / 17 yrs

Session: 11S

#1 = 2021 Men's Dev Finals: 100%

#2 = 2021 Men's DP Nationals: 100%



| Place | Num | Name              | Gym                |      | #2     | #1     | Score  |
|-------|-----|-------------------|--------------------|------|--------|--------|--------|
| 12T   | 773 | Matthew Underhill | Salto Gym WI       | Fin: | 11.800 | 12.650 | 24.450 |
|       |     |                   |                    | D:   | 5.100  | 5.400  |        |
|       |     |                   |                    | E:   | 6.700  | 7.250  |        |
|       |     |                   |                    | ND:  |        |        |        |
| 14    | 772 | Saahil Tumuluri   | Salto Gym WI       | Fin: | 12.100 | 12.200 | 24.300 |
|       |     |                   |                    | D:   | 4.200  | 4.200  |        |
|       |     |                   |                    | E:   | 7.900  | 8.000  |        |
|       |     |                   |                    | ND:  |        |        |        |
| 15T   | 128 | Andrew Graves     | Branch Gym MI      | Fin: | 12.050 | 12.100 | 24.150 |
|       |     |                   |                    | D:   | 3.900  | 3.900  |        |
|       |     |                   |                    | E:   | 8.150  | 8.200  |        |
|       |     |                   |                    | ND:  |        |        |        |
| 15T   | 267 | Zach Snyder       | Emerge IA          | Fin: | 12.200 | 11.950 | 24.150 |
|       |     |                   |                    | D:   | 4.100  | 4.100  |        |
|       |     |                   |                    | E:   | 8.100  | 7.850  |        |
|       |     |                   |                    | ND:  |        |        |        |
| 17    | 361 | Joshua Dingman    | Gym World OH       | Fin: | 12.200 | 11.900 | 24.100 |
|       |     |                   |                    | D:   | 4.000  | 4.000  |        |
|       |     |                   |                    | E:   | 8.200  | 7.900  |        |
|       |     |                   |                    | ND:  |        |        |        |
| 18    | 263 | Nathan Couture    | Emerge IA          | Fin: | 11.900 | 11.950 | 23.850 |
|       |     |                   |                    | D:   | 3.900  | 3.900  |        |
|       |     |                   |                    | E:   | 8.000  | 8.050  |        |
|       |     |                   |                    | ND:  |        |        |        |
| 19    | 407 | Jesse-Lee Pakele  | HITS HI            | Fin: | 11.050 | 12.600 | 23.650 |
|       |     |                   |                    | D:   | 3.600  | 3.500  |        |
|       |     |                   |                    | E:   | 7.450  | 9.100  |        |
|       |     |                   |                    | ND:  |        |        |        |
| 20    | 110 | Aaron Davidson    | Bart Conner OK     | Fin: | 11.550 | 12.050 | 23.600 |
|       |     |                   |                    | D:   | 3.600  | 3.600  |        |
|       |     |                   |                    | E:   | 7.950  | 8.450  |        |
|       |     |                   |                    | ND:  |        |        |        |
| 21    | 3   | Gavin Robey       | 20 Mile CO         | Fin: | 11.950 | 11.550 | 23.500 |
|       |     |                   |                    | D:   | 3.500  | 3.500  |        |
|       |     |                   |                    | E:   | 8.450  | 8.050  |        |
|       |     |                   |                    | ND:  |        |        |        |
| 22    | 448 | Maddox Pabellon   | Houston Gym Center | Fin: | 11.800 | 11.600 | 23.400 |
|       |     |                   |                    | D:   | 3.400  | 3.400  |        |
|       |     |                   |                    | E:   | 8.400  | 8.200  |        |
|       |     |                   |                    | ND:  |        |        |        |
| 23    | 143 | Ethan Rio         | Bright Raven NY    | Fin: | 11.950 | 11.250 | 23.200 |
|       |     |                   |                    | D:   | 3.200  | 3.500  |        |
|       |     |                   |                    | E:   | 8.750  | 7.750  |        |
|       |     |                   |                    | ND:  |        |        |        |
| 24    | 839 | David Wallace     | Troy Gym MI        | Fin: | 11.850 | 11.300 | 23.150 |
|       |     |                   |                    | D:   | 3.100  | 3.600  |        |
|       |     |                   |                    | E:   | 9.050  | 8.000  |        |
|       |     |                   |                    | ND:  | -0.300 | -0.300 |        |

# 2021 Men's Dev Finals

## Event Results - Multi

May 16, 2021

Page: 3

Printed: 5/16/2021 6:35:49 PM

Men / 10 / 17 yrs

Session: 11S

#1 = 2021 Men's Dev Finals: 100%

#2 = 2021 Men's DP Nationals: 100%



| Place | Num | Name             | Gym              |      | #2     | #1     | Score  |
|-------|-----|------------------|------------------|------|--------|--------|--------|
| 25    | 312 | Aaron Chandler   | Go For It NV     | Fin: | 11.750 | 11.150 | 22.900 |
|       |     |                  |                  | D:   | 3.200  | 3.200  |        |
|       |     |                  |                  | E:   | 8.550  | 7.950  |        |
|       |     |                  |                  | ND:  |        |        |        |
| 26T   | 45  | Samuel Kaplan    | Aim High RI      | Fin: | 11.200 | 11.600 | 22.800 |
|       |     |                  |                  | D:   | 4.000  | 3.700  |        |
|       |     |                  |                  | E:   | 7.200  | 7.900  |        |
|       |     |                  |                  | ND:  |        |        |        |
| 26T   | 539 | Payton Lerwill   | Madison Gym ID   | Fin: | 11.300 | 11.500 | 22.800 |
|       |     |                  |                  | D:   | 4.000  | 3.800  |        |
|       |     |                  |                  | E:   | 7.300  | 8.000  |        |
|       |     |                  |                  | ND:  |        | -0.300 |        |
| 28    | 927 | Luke Yaklin      | Zenit Gym GA     | Fin: | 10.950 | 11.400 | 22.350 |
|       |     |                  |                  | D:   | 3.400  | 3.400  |        |
|       |     |                  |                  | E:   | 7.850  | 8.300  |        |
|       |     |                  |                  | ND:  | -0.300 | -0.300 |        |
| 29    | 332 | Brandon Elias    | Gym Olympica CA  | Fin: | 11.600 | 10.350 | 21.950 |
|       |     |                  |                  | D:   | 3.400  | 3.400  |        |
|       |     |                  |                  | E:   | 8.200  | 6.950  |        |
|       |     |                  |                  | ND:  |        |        |        |
| 30    | 178 | Jude Norris      | Chow's IA        | Fin: | 11.350 | 10.400 | 21.750 |
|       |     |                  |                  | D:   | 3.700  | 3.700  |        |
|       |     |                  |                  | E:   | 7.650  | 6.700  |        |
|       |     |                  |                  | ND:  |        |        |        |
| 31    | 399 | Parker Thackston | Gymland/Arena NJ | Fin: | 10.950 | 10.100 | 21.050 |
|       |     |                  |                  | D:   | 3.500  | 3.500  |        |
|       |     |                  |                  | E:   | 7.450  | 6.600  |        |
|       |     |                  |                  | ND:  |        |        |        |
| 32    | 796 | Marcus Kushner   | Stanford Boys CA | Fin: | 11.300 | 0.000  | 11.300 |
|       |     |                  |                  | D:   | 3.500  | 0.000  |        |
|       |     |                  |                  | E:   | 7.800  | 0.000  |        |
|       |     |                  |                  | ND:  |        |        |        |

# 2021 Men's Dev Finals

## Event Results - Multi

May 16, 2021

Page: 1  
Printed: 5/16/2021 6:35:51 PM

Men / 10 / 17 yrs

Session: 11S

#1 = 2021 Men's Dev Finals: 100%  
#2 = 2021 Men's DP Nationals: 100%



| Place | Num | Name              | Gym                |      | #2     | #1     | Score  |
|-------|-----|-------------------|--------------------|------|--------|--------|--------|
| 1     | 500 | VT-Will Howard    | Lakeshore IL       | Fin: | 14.050 | 14.100 | 28.150 |
|       |     |                   |                    | D:   | 4.500  | 4.700  |        |
|       |     |                   |                    | E:   | 9.550  | 9.500  |        |
|       |     |                   |                    | ND:  |        | -0.100 |        |
| 2     | 746 | Jack Critz        | SCATS CA           | Fin: | 13.900 | 14.200 | 28.100 |
|       |     |                   |                    | D:   | 4.800  | 4.800  |        |
|       |     |                   |                    | E:   | 9.100  | 9.400  |        |
|       |     |                   |                    | ND:  |        |        |        |
| 3     | 128 | Andrew Graves     | Branch Gym MI      | Fin: | 14.000 | 13.750 | 27.750 |
|       |     |                   |                    | D:   | 4.800  | 5.000  |        |
|       |     |                   |                    | E:   | 9.200  | 9.050  |        |
|       |     |                   |                    | ND:  |        | -0.300 |        |
| 4     | 328 | Levon Chalikyan   | Gym Olympica CA    | Fin: | 13.950 | 13.750 | 27.700 |
|       |     |                   |                    | D:   | 4.800  | 4.800  |        |
|       |     |                   |                    | E:   | 9.150  | 8.950  |        |
|       |     |                   |                    | ND:  |        |        |        |
| 5     | 786 | FX,VT-Nicky Franz | St. Charles Gym IL | Fin: | 13.650 | 13.700 | 27.350 |
|       |     |                   |                    | D:   | 4.600  | 4.600  |        |
|       |     |                   |                    | E:   | 9.050  | 9.100  |        |
|       |     |                   |                    | ND:  |        |        |        |
| 6     | 312 | Aaron Chandler    | Go For It NV       | Fin: | 13.600 | 13.600 | 27.200 |
|       |     |                   |                    | D:   | 4.100  | 4.100  |        |
|       |     |                   |                    | E:   | 9.500  | 9.500  |        |
|       |     |                   |                    | ND:  |        |        |        |
| 7     | 263 | Nathan Couture    | Emerge IA          | Fin: | 13.450 | 13.600 | 27.050 |
|       |     |                   |                    | D:   | 4.000  | 4.100  |        |
|       |     |                   |                    | E:   | 9.450  | 9.500  |        |
|       |     |                   |                    | ND:  |        |        |        |
| 8     | 927 | Luke Yaklin       | Zenit Gym GA       | Fin: | 13.300 | 13.650 | 26.950 |
|       |     |                   |                    | D:   | 4.600  | 4.700  |        |
|       |     |                   |                    | E:   | 8.800  | 8.950  |        |
|       |     |                   |                    | ND:  | -0.100 |        |        |
| 9     | 842 | Sabastian Gordon  | US Gym II NJ       | Fin: | 13.400 | 13.500 | 26.900 |
|       |     |                   |                    | D:   | 4.000  | 4.000  |        |
|       |     |                   |                    | E:   | 9.400  | 9.500  |        |
|       |     |                   |                    | ND:  |        |        |        |
| 10    | 659 | VT-Marqus Miranda | Payke Gym CA       | Fin: | 13.600 | 13.250 | 26.850 |
|       |     |                   |                    | D:   | 4.800  | 4.800  |        |
|       |     |                   |                    | E:   | 8.800  | 8.450  |        |
|       |     |                   |                    | ND:  |        |        |        |
| 11    | 267 | Zach Snyder       | Emerge IA          | Fin: | 13.300 | 13.400 | 26.700 |
|       |     |                   |                    | D:   | 4.800  | 4.800  |        |
|       |     |                   |                    | E:   | 8.600  | 8.700  |        |
|       |     |                   |                    | ND:  | -0.100 | -0.100 |        |
| 12    | 178 | Jude Norris       | Chow's IA          | Fin: | 13.300 | 13.250 | 26.550 |
|       |     |                   |                    | D:   | 4.200  | 4.200  |        |
|       |     |                   |                    | E:   | 9.100  | 9.050  |        |
|       |     |                   |                    | ND:  |        |        |        |



# 2021 Men's Dev Finals

## Event Results - Multi

May 16, 2021

Page: 2

Printed: 5/16/2021 6:35:51 PM

Men / 10 / 17 yrs

Session: 11S

#1 = 2021 Men's Dev Finals: 100%

#2 = 2021 Men's DP Nationals: 100%



| Place | Num | Name                 | Gym                 |      | #2     | #1     | Score  |
|-------|-----|----------------------|---------------------|------|--------|--------|--------|
| 13    | 771 | Colton Tevz          | Salto Gym WI        | Fin: | 13.350 | 12.900 | 26.250 |
|       |     |                      |                     | D:   | 4.000  | 4.000  |        |
|       |     |                      |                     | E:   | 9.350  | 8.900  |        |
|       |     |                      |                     | ND:  |        |        |        |
| 14    | 399 | Parker Thackston     | Gymland/Arena NJ    | Fin: | 12.900 | 13.150 | 26.050 |
|       |     |                      |                     | D:   | 4.000  | 4.000  |        |
|       |     |                      |                     | E:   | 8.900  | 9.150  |        |
|       |     |                      |                     | ND:  |        |        |        |
| 15T   | 361 | Joshua Dingman       | Gym World OH        | Fin: | 12.800 | 13.100 | 25.900 |
|       |     |                      |                     | D:   | 4.400  | 4.400  |        |
|       |     |                      |                     | E:   | 8.700  | 9.000  |        |
|       |     |                      |                     | ND:  | -0.300 | -0.300 |        |
| 15T   | 407 | Jesse-Lee Pakele     | HITS HI             | Fin: | 12.600 | 13.300 | 25.900 |
|       |     |                      |                     | D:   | 4.000  | 4.400  |        |
|       |     |                      |                     | E:   | 8.700  | 9.000  |        |
|       |     |                      |                     | ND:  | -0.100 | -0.100 |        |
| 17    | 772 | Saahil Tumuluri      | Salto Gym WI        | Fin: | 13.300 | 12.550 | 25.850 |
|       |     |                      |                     | D:   | 4.000  | 4.000  |        |
|       |     |                      |                     | E:   | 9.300  | 8.550  |        |
|       |     |                      |                     | ND:  |        |        |        |
| 18    | 539 | Payton Lerwill       | Madison Gym ID      | Fin: | 12.900 | 12.550 | 25.450 |
|       |     |                      |                     | D:   | 4.000  | 4.000  |        |
|       |     |                      |                     | E:   | 8.900  | 8.550  |        |
|       |     |                      |                     | ND:  |        |        |        |
| 19    | 448 | Maddox Pabellon      | Houston Gym Center  | Fin: | 12.200 | 12.950 | 25.150 |
|       |     |                      |                     | D:   | 4.000  | 4.000  |        |
|       |     |                      |                     | E:   | 8.300  | 8.950  |        |
|       |     |                      |                     | ND:  | -0.100 |        |        |
| 20    | 839 | David Wallace        | Troy Gym MI         | Fin: | 13.400 | 11.700 | 25.100 |
|       |     |                      |                     | D:   | 4.400  | 4.400  |        |
|       |     |                      |                     | E:   | 9.100  | 7.600  |        |
|       |     |                      |                     | ND:  | -0.100 | -0.300 |        |
| 21T   | 401 | Zachary Granados     | Gymstrada VA        | Fin: | 12.650 | 12.300 | 24.950 |
|       |     |                      |                     | D:   | 4.000  | 4.000  |        |
|       |     |                      |                     | E:   | 8.650  | 8.300  |        |
|       |     |                      |                     | ND:  |        |        |        |
| 21T   | 750 | Ezrael Orlino        | SCATS CA            | Fin: | 12.700 | 12.250 | 24.950 |
|       |     |                      |                     | D:   | 4.000  | 3.200  |        |
|       |     |                      |                     | E:   | 8.800  | 9.050  |        |
|       |     |                      |                     | ND:  | -0.100 |        |        |
| 23T   | 332 | Brandon Elias        | Gym Olympica CA     | Fin: | 12.350 | 12.450 | 24.800 |
|       |     |                      |                     | D:   | 3.200  | 3.200  |        |
|       |     |                      |                     | E:   | 9.150  | 9.250  |        |
|       |     |                      |                     | ND:  |        |        |        |
| 23T   | 597 | Michelangelo Villani | New England Acad MA | Fin: | 12.150 | 12.650 | 24.800 |
|       |     |                      |                     | D:   | 4.400  | 4.400  |        |
|       |     |                      |                     | E:   | 8.050  | 8.550  |        |
|       |     |                      |                     | ND:  | -0.300 | -0.300 |        |

# 2021 Men's Dev Finals

## Event Results - Multi

May 16, 2021

Page: 3

Printed: 5/16/2021 6:35:51 PM

Men / 10 / 17 yrs

Session: 11S

#1 = 2021 Men's Dev Finals: 100%

#2 = 2021 Men's DP Nationals: 100%



| Place | Num | Name              | Gym               |      | #2     | #1     | Score  |
|-------|-----|-------------------|-------------------|------|--------|--------|--------|
| 25    | 565 | Bradley Stroud    | Metropolitan WA   | Fin: | 12.300 | 12.350 | 24.650 |
|       |     |                   |                   | D:   | 3.200  | 3.200  |        |
|       |     |                   |                   | E:   | 9.100  | 9.150  |        |
|       |     |                   |                   | ND:  |        |        |        |
| 26    | 45  | Samuel Kaplan     | Aim High RI       | Fin: | 11.950 | 12.500 | 24.450 |
|       |     |                   |                   | D:   | 3.200  | 3.300  |        |
|       |     |                   |                   | E:   | 8.850  | 9.200  |        |
|       |     |                   |                   | ND:  | -0.100 |        |        |
| 27    | 104 | Aiden Whitehead   | Atlanta School GA | Fin: | 12.250 | 12.150 | 24.400 |
|       |     |                   |                   | D:   | 2.800  | 2.800  |        |
|       |     |                   |                   | E:   | 9.450  | 9.350  |        |
|       |     |                   |                   | ND:  |        |        |        |
| 28    | 3   | Gavin Robey       | 20 Mile CO        | Fin: | 12.000 | 12.300 | 24.300 |
|       |     |                   |                   | D:   | 3.200  | 3.200  |        |
|       |     |                   |                   | E:   | 8.800  | 9.100  |        |
|       |     |                   |                   | ND:  |        |        |        |
| 29T   | 110 | Aaron Davidson    | Bart Conner OK    | Fin: | 12.800 | 11.300 | 24.100 |
|       |     |                   |                   | D:   | 4.000  | 4.000  |        |
|       |     |                   |                   | E:   | 8.800  | 7.600  |        |
|       |     |                   |                   | ND:  |        | -0.300 |        |
| 29T   | 617 | Eric Hoe          | North Valley AZ   | Fin: | 11.950 | 12.150 | 24.100 |
|       |     |                   |                   | D:   | 3.200  | 3.200  |        |
|       |     |                   |                   | E:   | 8.750  | 8.950  |        |
|       |     |                   |                   | ND:  |        |        |        |
| 31    | 773 | Matthew Underhill | Salto Gym WI      | Fin: | 12.400 | 11.350 | 23.750 |
|       |     |                   |                   | D:   | 5.000  | 3.600  |        |
|       |     |                   |                   | E:   | 7.700  | 7.750  |        |
|       |     |                   |                   | ND:  | -0.300 |        |        |
| 32    | 796 | Marcus Kushner    | Stanford Boys CA  | Fin: | 12.100 | 0.000  | 12.100 |
|       |     |                   |                   | D:   | 3.200  | 0.000  |        |
|       |     |                   |                   | E:   | 8.900  | 0.000  |        |
|       |     |                   |                   | ND:  |        |        |        |
| 33    | 143 | Ethan Rio         | Bright Raven NY   | Fin: | 11.800 | 0.000  | 11.800 |
|       |     |                   |                   | D:   | 3.200  | 0.000  |        |
|       |     |                   |                   | E:   | 8.600  | 0.000  |        |
|       |     |                   |                   | ND:  |        |        |        |
| 34    | 402 | PH-Connor Micklos | Gymstrada VA      | Fin: | 11.250 | 0.000  | 11.250 |
|       |     |                   |                   | D:   | 2.800  | 0.000  |        |
|       |     |                   |                   | E:   | 8.450  | 0.000  |        |
|       |     |                   |                   | ND:  |        |        |        |

# 2021 Men's Dev Finals

## Event Results - Multi

May 16, 2021

#1 = 2021 Men's Dev Finals: 100%  
 #2 = 2021 Men's DP Nationals: 100%

Page: 1  
 Printed: 5/16/2021 6:35:53 PM

Men / 10 / 17 yrs  
 Session: 11S



| Place | Num | Name                 | Gym                 |      | #2     | #1     | Score  |
|-------|-----|----------------------|---------------------|------|--------|--------|--------|
| 1     | 746 | Jack Critz           | SCATS CA            | Fin: | 13.400 | 13.250 | 26.650 |
|       |     |                      |                     | D:   | 4.400  | 4.300  |        |
|       |     |                      |                     | E:   | 9.000  | 8.950  |        |
|       |     |                      |                     | ND:  |        |        |        |
| 2T    | 45  | Samuel Kaplan        | Aim High RI         | Fin: | 13.250 | 13.250 | 26.500 |
|       |     |                      |                     | D:   | 4.000  | 4.000  |        |
|       |     |                      |                     | E:   | 9.250  | 9.250  |        |
|       |     |                      |                     | ND:  |        |        |        |
| 2T    | 842 | Sabastian Gordon     | US Gym II NJ        | Fin: | 13.600 | 12.900 | 26.500 |
|       |     |                      |                     | D:   | 4.100  | 3.900  |        |
|       |     |                      |                     | E:   | 9.500  | 9.000  |        |
|       |     |                      |                     | ND:  |        |        |        |
| 4     | 565 | Bradley Stroud       | Metropolitan WA     | Fin: | 13.000 | 13.250 | 26.250 |
|       |     |                      |                     | D:   | 3.800  | 3.700  |        |
|       |     |                      |                     | E:   | 9.200  | 9.550  |        |
|       |     |                      |                     | ND:  |        |        |        |
| 5     | 617 | Eric Hoe             | North Valley AZ     | Fin: | 12.850 | 13.100 | 25.950 |
|       |     |                      |                     | D:   | 4.100  | 4.100  |        |
|       |     |                      |                     | E:   | 8.750  | 9.000  |        |
|       |     |                      |                     | ND:  |        |        |        |
| 6     | 401 | Zachary Granados     | Gymstrada VA        | Fin: | 12.800 | 13.050 | 25.850 |
|       |     |                      |                     | D:   | 3.600  | 3.600  |        |
|       |     |                      |                     | E:   | 9.200  | 9.450  |        |
|       |     |                      |                     | ND:  |        |        |        |
| 7     | 539 | Payton Lerwill       | Madison Gym ID      | Fin: | 12.900 | 12.900 | 25.800 |
|       |     |                      |                     | D:   | 3.400  | 3.400  |        |
|       |     |                      |                     | E:   | 9.500  | 9.500  |        |
|       |     |                      |                     | ND:  |        |        |        |
| 8     | 263 | Nathan Couture       | Emerge IA           | Fin: | 12.350 | 13.200 | 25.550 |
|       |     |                      |                     | D:   | 3.900  | 4.000  |        |
|       |     |                      |                     | E:   | 8.450  | 9.200  |        |
|       |     |                      |                     | ND:  |        |        |        |
| 9     | 110 | Aaron Davidson       | Bart Conner OK      | Fin: | 12.750 | 12.700 | 25.450 |
|       |     |                      |                     | D:   | 3.500  | 3.500  |        |
|       |     |                      |                     | E:   | 9.250  | 9.200  |        |
|       |     |                      |                     | ND:  |        |        |        |
| 10    | 597 | Michelangelo Villani | New England Acad MA | Fin: | 12.700 | 12.650 | 25.350 |
|       |     |                      |                     | D:   | 3.600  | 3.600  |        |
|       |     |                      |                     | E:   | 9.100  | 9.050  |        |
|       |     |                      |                     | ND:  |        |        |        |
| 11T   | 312 | Aaron Chandler       | Go For It NV        | Fin: | 12.700 | 12.600 | 25.300 |
|       |     |                      |                     | D:   | 3.400  | 3.300  |        |
|       |     |                      |                     | E:   | 9.300  | 9.300  |        |
|       |     |                      |                     | ND:  |        |        |        |
| 11T   | 773 | Matthew Underhill    | Salto Gym WI        | Fin: | 12.600 | 12.700 | 25.300 |
|       |     |                      |                     | D:   | 4.000  | 4.000  |        |
|       |     |                      |                     | E:   | 8.600  | 8.700  |        |
|       |     |                      |                     | ND:  |        |        |        |

# 2021 Men's Dev Finals

## Event Results - Multi

May 16, 2021

Page: 2

Printed: 5/16/2021 6:35:53 PM

Men / 10 / 17 yrs

Session: 11S

#1 = 2021 Men's Dev Finals: 100%

#2 = 2021 Men's DP Nationals: 100%



| Place | Num | Name             | Gym               |      | #2     | #1     | Score  |
|-------|-----|------------------|-------------------|------|--------|--------|--------|
| 11T   | 399 | Parker Thackston | Gymland/Arena NJ  | Fin: | 12.400 | 12.900 | 25.300 |
|       |     |                  |                   | D:   | 3.600  | 3.700  |        |
|       |     |                  |                   | E:   | 8.800  | 9.200  |        |
|       |     |                  |                   | ND:  |        |        |        |
| 14    | 104 | Aiden Whitehead  | Atlanta School GA | Fin: | 12.600 | 12.650 | 25.250 |
|       |     |                  |                   | D:   | 3.000  | 3.000  |        |
|       |     |                  |                   | E:   | 9.600  | 9.650  |        |
|       |     |                  |                   | ND:  |        |        |        |
| 15    | 407 | Jesse-Lee Pakele | HITS HI           | Fin: | 12.350 | 12.850 | 25.200 |
|       |     |                  |                   | D:   | 3.100  | 3.100  |        |
|       |     |                  |                   | E:   | 9.250  | 9.750  |        |
|       |     |                  |                   | ND:  |        |        |        |
| 16    | 771 | Colton Tevz      | Salto Gym WI      | Fin: | 12.650 | 12.500 | 25.150 |
|       |     |                  |                   | D:   | 4.000  | 4.200  |        |
|       |     |                  |                   | E:   | 8.650  | 8.300  |        |
|       |     |                  |                   | ND:  |        |        |        |
| 17    | 143 | Ethan Rio        | Bright Raven NY   | Fin: | 12.450 | 12.500 | 24.950 |
|       |     |                  |                   | D:   | 3.600  | 3.700  |        |
|       |     |                  |                   | E:   | 8.850  | 8.800  |        |
|       |     |                  |                   | ND:  |        |        |        |
| 18    | 927 | Luke Yaklin      | Zenit Gym GA      | Fin: | 12.100 | 12.750 | 24.850 |
|       |     |                  |                   | D:   | 3.200  | 3.300  |        |
|       |     |                  |                   | E:   | 8.900  | 9.450  |        |
|       |     |                  |                   | ND:  |        |        |        |
| 19T   | 332 | Brandon Elias    | Gym Olympica CA   | Fin: | 12.100 | 12.650 | 24.750 |
|       |     |                  |                   | D:   | 3.600  | 3.600  |        |
|       |     |                  |                   | E:   | 8.500  | 9.050  |        |
|       |     |                  |                   | ND:  |        |        |        |
| 19T   | 772 | Saahil Tumuluri  | Salto Gym WI      | Fin: | 12.600 | 12.150 | 24.750 |
|       |     |                  |                   | D:   | 3.500  | 3.500  |        |
|       |     |                  |                   | E:   | 9.100  | 8.650  |        |
|       |     |                  |                   | ND:  |        |        |        |
| 21    | 361 | Joshua Dingman   | Gym World OH      | Fin: | 12.500 | 12.200 | 24.700 |
|       |     |                  |                   | D:   | 3.900  | 3.900  |        |
|       |     |                  |                   | E:   | 8.600  | 8.300  |        |
|       |     |                  |                   | ND:  |        |        |        |
| 22    | 328 | Levon Chalikyan  | Gym Olympica CA   | Fin: | 11.700 | 12.750 | 24.450 |
|       |     |                  |                   | D:   | 4.100  | 4.100  |        |
|       |     |                  |                   | E:   | 7.600  | 8.650  |        |
|       |     |                  |                   | ND:  |        |        |        |
| 23    | 750 | Ezrael Orlino    | SCATS CA          | Fin: | 12.850 | 11.400 | 24.250 |
|       |     |                  |                   | D:   | 3.800  | 3.600  |        |
|       |     |                  |                   | E:   | 9.050  | 7.800  |        |
|       |     |                  |                   | ND:  |        |        |        |
| 24    | 3   | Gavin Robey      | 20 Mile CO        | Fin: | 12.000 | 12.200 | 24.200 |
|       |     |                  |                   | D:   | 3.000  | 3.000  |        |
|       |     |                  |                   | E:   | 9.000  | 9.200  |        |
|       |     |                  |                   | ND:  |        |        |        |

# 2021 Men's Dev Finals

## Event Results - Multi

May 16, 2021

Page: 3

Printed: 5/16/2021 6:35:53 PM

Men / 10 / 17 yrs

Session: 11S

#1 = 2021 Men's Dev Finals: 100%

#2 = 2021 Men's DP Nationals: 100%



| Place | Num | Name            | Gym                |      | #2     | #1     | Score  |
|-------|-----|-----------------|--------------------|------|--------|--------|--------|
| 25    | 267 | Zach Snyder     | Emerge IA          | Fin: | 12.300 | 11.600 | 23.900 |
|       |     |                 |                    | D:   | 3.700  | 3.700  |        |
|       |     |                 |                    | E:   | 8.600  | 7.900  |        |
|       |     |                 |                    | ND:  |        |        |        |
| 26    | 448 | Maddox Pabellon | Houston Gym Center | Fin: | 11.850 | 11.850 | 23.700 |
|       |     |                 |                    | D:   | 3.500  | 3.500  |        |
|       |     |                 |                    | E:   | 8.350  | 8.350  |        |
|       |     |                 |                    | ND:  |        |        |        |
| 27    | 839 | David Wallace   | Troy Gym MI        | Fin: | 12.000 | 11.600 | 23.600 |
|       |     |                 |                    | D:   | 3.300  | 3.400  |        |
|       |     |                 |                    | E:   | 8.700  | 8.200  |        |
|       |     |                 |                    | ND:  |        |        |        |
| 28    | 178 | Jude Norris     | Chow's IA          | Fin: | 11.450 | 12.100 | 23.550 |
|       |     |                 |                    | D:   | 3.600  | 3.600  |        |
|       |     |                 |                    | E:   | 7.850  | 8.500  |        |
|       |     |                 |                    | ND:  |        |        |        |
| 29    | 128 | Andrew Graves   | Branch Gym MI      | Fin: | 11.650 | 10.900 | 22.550 |
|       |     |                 |                    | D:   | 3.400  | 3.400  |        |
|       |     |                 |                    | E:   | 8.250  | 7.500  |        |
|       |     |                 |                    | ND:  |        |        |        |
| 30    | 796 | Marcus Kushner  | Stanford Boys CA   | Fin: | 11.350 | 0.000  | 11.350 |
|       |     |                 |                    | D:   | 3.800  | 0.000  |        |
|       |     |                 |                    | E:   | 7.550  | 0.000  |        |
|       |     |                 |                    | ND:  |        |        |        |

# 2021 Men's Dev Finals

## Event Results - Multi

May 16, 2021

Page: 1  
Printed: 5/16/2021 6:35:55 PM

Men / 10 / 17 yrs

Session: 11S

#1 = 2021 Men's Dev Finals: 100%  
#2 = 2021 Men's DP Nationals: 100%



| Place | Num | Name                | Gym              |      | #2     | #1     | Score  |
|-------|-----|---------------------|------------------|------|--------|--------|--------|
| 1     | 746 | Jack Critz          | SCATS CA         | Fin: | 13.400 | 13.700 | 27.100 |
|       |     |                     |                  | D:   | 4.200  | 4.400  |        |
|       |     |                     |                  | E:   | 9.200  | 9.300  |        |
|       |     |                     |                  | ND:  |        |        |        |
| 2     | 328 | Levon Chalikyan     | Gym Olympica CA  | Fin: | 12.700 | 12.700 | 25.400 |
|       |     |                     |                  | D:   | 3.800  | 3.800  |        |
|       |     |                     |                  | E:   | 8.900  | 8.900  |        |
|       |     |                     |                  | ND:  |        |        |        |
| 3T    | 399 | Parker Thackston    | Gymland/Arena NJ | Fin: | 12.750 | 12.550 | 25.300 |
|       |     |                     |                  | D:   | 3.800  | 3.800  |        |
|       |     |                     |                  | E:   | 8.950  | 8.750  |        |
|       |     |                     |                  | ND:  |        |        |        |
| 3T    | 842 | Sabastian Gordon    | US Gym II NJ     | Fin: | 13.000 | 12.300 | 25.300 |
|       |     |                     |                  | D:   | 3.800  | 3.700  |        |
|       |     |                     |                  | E:   | 9.200  | 8.600  |        |
|       |     |                     |                  | ND:  |        |        |        |
| 5     | 617 | Eric Hoe            | North Valley AZ  | Fin: | 12.550 | 12.600 | 25.150 |
|       |     |                     |                  | D:   | 3.800  | 3.800  |        |
|       |     |                     |                  | E:   | 8.750  | 8.800  |        |
|       |     |                     |                  | ND:  |        |        |        |
| 6     | 267 | Zach Snyder         | Emerge IA        | Fin: | 12.900 | 11.950 | 24.850 |
|       |     |                     |                  | D:   | 3.700  | 3.600  |        |
|       |     |                     |                  | E:   | 9.200  | 8.350  |        |
|       |     |                     |                  | ND:  |        |        |        |
| 7     | 750 | Ezrael Orfino       | SCATS CA         | Fin: | 12.600 | 12.200 | 24.800 |
|       |     |                     |                  | D:   | 3.800  | 3.800  |        |
|       |     |                     |                  | E:   | 8.800  | 8.400  |        |
|       |     |                     |                  | ND:  |        |        |        |
| 8     | 367 | HB-Hudson Schneider | Gym World OH     | Fin: | 12.600 | 12.150 | 24.750 |
|       |     |                     |                  | D:   | 4.200  | 4.200  |        |
|       |     |                     |                  | E:   | 8.400  | 7.950  |        |
|       |     |                     |                  | ND:  |        |        |        |
| 9     | 110 | Aaron Davidson      | Bart Conner OK   | Fin: | 12.350 | 12.050 | 24.400 |
|       |     |                     |                  | D:   | 3.300  | 3.500  |        |
|       |     |                     |                  | E:   | 9.050  | 8.550  |        |
|       |     |                     |                  | ND:  |        |        |        |
| 10    | 771 | Colton Tevz         | Salto Gym WI     | Fin: | 11.850 | 12.400 | 24.250 |
|       |     |                     |                  | D:   | 3.800  | 3.800  |        |
|       |     |                     |                  | E:   | 8.050  | 8.600  |        |
|       |     |                     |                  | ND:  |        |        |        |
| 11    | 263 | Nathan Couture      | Emerge IA        | Fin: | 11.800 | 12.250 | 24.050 |
|       |     |                     |                  | D:   | 3.400  | 3.400  |        |
|       |     |                     |                  | E:   | 8.400  | 8.850  |        |
|       |     |                     |                  | ND:  |        |        |        |
| 12    | 312 | Aaron Chandler      | Go For It NV     | Fin: | 12.050 | 11.850 | 23.900 |
|       |     |                     |                  | D:   | 3.200  | 3.200  |        |
|       |     |                     |                  | E:   | 8.850  | 8.650  |        |
|       |     |                     |                  | ND:  |        |        |        |

# 2021 Men's Dev Finals

## Event Results - Multi

May 16, 2021

Page: 2

Printed: 5/16/2021 6:35:55 PM

Men / 10 / 17 yrs

Session: 11S

#1 = 2021 Men's Dev Finals: 100%

#2 = 2021 Men's DP Nationals: 100%



| Place | Num | Name                 | Gym                 |      | #2     | #1     | Score  |
|-------|-----|----------------------|---------------------|------|--------|--------|--------|
| 13T   | 178 | Jude Norris          | Chow's IA           | Fin: | 12.000 | 11.800 | 23.800 |
|       |     |                      |                     | D:   | 3.400  | 3.400  |        |
|       |     |                      |                     | E:   | 8.600  | 8.400  |        |
|       |     |                      |                     | ND:  |        |        |        |
| 13T   | 332 | Brandon Elias        | Gym Olympica CA     | Fin: | 11.850 | 11.950 | 23.800 |
|       |     |                      |                     | D:   | 3.000  | 3.000  |        |
|       |     |                      |                     | E:   | 8.850  | 8.950  |        |
|       |     |                      |                     | ND:  |        |        |        |
| 13T   | 773 | Matthew Underhill    | Salto Gym WI        | Fin: | 11.950 | 11.850 | 23.800 |
|       |     |                      |                     | D:   | 3.300  | 3.300  |        |
|       |     |                      |                     | E:   | 8.650  | 8.550  |        |
|       |     |                      |                     | ND:  |        |        |        |
| 16    | 361 | Joshua Dingman       | Gym World OH        | Fin: | 11.850 | 11.900 | 23.750 |
|       |     |                      |                     | D:   | 3.400  | 3.400  |        |
|       |     |                      |                     | E:   | 8.450  | 8.500  |        |
|       |     |                      |                     | ND:  |        |        |        |
| 17T   | 3   | Gavin Robey          | 20 Mile CO          | Fin: | 12.100 | 11.600 | 23.700 |
|       |     |                      |                     | D:   | 2.900  | 2.900  |        |
|       |     |                      |                     | E:   | 9.200  | 8.700  |        |
|       |     |                      |                     | ND:  |        |        |        |
| 17T   | 565 | Bradley Stroud       | Metropolitan WA     | Fin: | 12.050 | 11.650 | 23.700 |
|       |     |                      |                     | D:   | 3.500  | 3.500  |        |
|       |     |                      |                     | E:   | 8.550  | 8.150  |        |
|       |     |                      |                     | ND:  |        |        |        |
| 19    | 448 | Maddox Pabellon      | Houston Gym Center  | Fin: | 11.600 | 11.850 | 23.450 |
|       |     |                      |                     | D:   | 2.700  | 2.700  |        |
|       |     |                      |                     | E:   | 8.900  | 9.150  |        |
|       |     |                      |                     | ND:  |        |        |        |
| 20    | 539 | Payton Lerwill       | Madison Gym ID      | Fin: | 11.800 | 11.500 | 23.300 |
|       |     |                      |                     | D:   | 3.500  | 3.500  |        |
|       |     |                      |                     | E:   | 8.300  | 8.000  |        |
|       |     |                      |                     | ND:  |        |        |        |
| 21    | 407 | Jesse-Lee Pakele     | HITS HI             | Fin: | 11.350 | 11.900 | 23.250 |
|       |     |                      |                     | D:   | 2.900  | 3.300  |        |
|       |     |                      |                     | E:   | 8.450  | 8.600  |        |
|       |     |                      |                     | ND:  |        |        |        |
| 22    | 597 | Michelangelo Villani | New England Acad MA | Fin: | 11.650 | 11.400 | 23.050 |
|       |     |                      |                     | D:   | 3.700  | 3.700  |        |
|       |     |                      |                     | E:   | 7.950  | 7.700  |        |
|       |     |                      |                     | ND:  |        |        |        |
| 23    | 772 | Saahil Tumuluri      | Salto Gym WI        | Fin: | 11.700 | 11.300 | 23.000 |
|       |     |                      |                     | D:   | 3.600  | 3.600  |        |
|       |     |                      |                     | E:   | 8.100  | 7.700  |        |
|       |     |                      |                     | ND:  |        |        |        |
| 24    | 143 | Ethan Rio            | Bright Raven NY     | Fin: | 11.850 | 11.100 | 22.950 |
|       |     |                      |                     | D:   | 4.000  | 4.000  |        |
|       |     |                      |                     | E:   | 7.850  | 7.100  |        |
|       |     |                      |                     | ND:  |        |        |        |

# 2021 Men's Dev Finals

## Event Results - Multi

May 16, 2021

Page: 3

Printed: 5/16/2021 6:35:55 PM

Men / 10 / 17 yrs

Session: 11S

#1 = 2021 Men's Dev Finals: 100%

#2 = 2021 Men's DP Nationals: 100%



| Place | Num | Name             | Gym               |      | #2     | #1     | Score  |
|-------|-----|------------------|-------------------|------|--------|--------|--------|
| 25T   | 927 | Luke Yaklin      | Zenit Gym GA      | Fin: | 11.550 | 11.350 | 22.900 |
|       |     |                  |                   | D:   | 3.200  | 2.400  |        |
|       |     |                  |                   | E:   | 8.350  | 8.950  |        |
|       |     |                  |                   | ND:  |        |        |        |
| 25T   | 45  | Samuel Kaplan    | Aim High RI       | Fin: | 11.450 | 11.450 | 22.900 |
|       |     |                  |                   | D:   | 3.600  | 3.600  |        |
|       |     |                  |                   | E:   | 7.850  | 7.850  |        |
|       |     |                  |                   | ND:  |        |        |        |
| 27    | 128 | Andrew Graves    | Branch Gym MI     | Fin: | 11.100 | 11.550 | 22.650 |
|       |     |                  |                   | D:   | 3.300  | 3.300  |        |
|       |     |                  |                   | E:   | 7.800  | 8.250  |        |
|       |     |                  |                   | ND:  |        |        |        |
| 28    | 839 | David Wallace    | Troy Gym MI       | Fin: | 11.750 | 10.800 | 22.550 |
|       |     |                  |                   | D:   | 3.200  | 3.200  |        |
|       |     |                  |                   | E:   | 8.550  | 7.600  |        |
|       |     |                  |                   | ND:  |        |        |        |
| 29    | 874 | HB-Elijah Cruz   | Vitaly Scherbo NV | Fin: | 12.600 | 9.650  | 22.250 |
|       |     |                  |                   | D:   | 3.900  | 3.800  |        |
|       |     |                  |                   | E:   | 8.700  | 5.850  |        |
|       |     |                  |                   | ND:  |        |        |        |
| 30    | 401 | Zachary Granados | Gymstrada VA      | Fin: | 10.450 | 11.750 | 22.200 |
|       |     |                  |                   | D:   | 2.600  | 3.300  |        |
|       |     |                  |                   | E:   | 7.850  | 8.450  |        |
|       |     |                  |                   | ND:  |        |        |        |
| 31    | 104 | Aiden Whitehead  | Atlanta School GA | Fin: | 11.300 | 10.850 | 22.150 |
|       |     |                  |                   | D:   | 2.700  | 2.700  |        |
|       |     |                  |                   | E:   | 8.600  | 8.150  |        |
|       |     |                  |                   | ND:  |        |        |        |
| 32T   | 796 | Marcus Kushner   | Stanford Boys CA  | Fin: | 12.000 | 0.000  | 12.000 |
|       |     |                  |                   | D:   | 3.200  | 0.000  |        |
|       |     |                  |                   | E:   | 8.800  | 0.000  |        |
|       |     |                  |                   | ND:  |        |        |        |
| 32T   | 743 | SR-Tj Bosalet    | SCATS CA          | Fin: | 12.000 | 0.000  | 12.000 |
|       |     |                  |                   | D:   | 3.900  | 0.000  |        |
|       |     |                  |                   | E:   | 8.100  | 0.000  |        |
|       |     |                  |                   | ND:  |        |        |        |