

# 2023 Men Dev Nationals

## Meet Results







May 11-12, 2023

Page: 1  
Printed: 5/11/2023 4:48 PM

Men / 10E / 18 yrs

Session: 2S







Judge's Signatures

Rank	Num	Name	Gym							AA
1	736	Ian Sandoval	EVO Gym FL	Diff: 4.500	5.100	4.700	5.400	4.300	4.000	81.000 1
				Exec: 8.200	8.500	9.200	9.200	9.200	8.800	
				ND: _____	_____	_____	-0.100	_____	_____	
				Final: 12.700	13.600	13.900	14.500	13.500	12.800	
				Place: 31T	2	2	4T	4T	8T	
2	898	Pierce Wolfgang	Precision Gym PA	Diff: 4.000	3.500	4.200	4.400	4.100	4.600	79.050 2
				Exec: 9.000	8.800	9.200	9.350	9.450	8.550	
				ND: _____	_____	_____	-0.100	_____	_____	
				Final: 13.000	12.300	13.400	13.650	13.550	13.150	
				Place: 16T	10	5T	17T	3	4T	
3	438	Alex Karadzhov	EVO Gym FL	Diff: 3.900	4.600	4.200	4.000	4.300	4.000	78.750 3
				Exec: 9.100	8.750	8.500	9.450	9.050	8.900	
				ND: _____	_____	_____	_____	_____	_____	
				Final: 13.000	13.350	12.700	13.450	13.350	12.900	
				Place: 16T	4	22	27*	6	6T	
4	209	Solen Chiodi	Mini-Hops MN	Diff: 5.200	3.900	4.300	5.400	5.200	4.500	78.550 4
				Exec: 8.350	7.850	8.100	9.100	8.300	8.650	
				ND: _____	_____	_____	-0.300	_____	_____	
				Final: 13.550	11.750	12.400	14.200	13.500	13.150	
				Place: 2	24	31T	9	4T	4T	
5	217	Caden Clinton	Cypress Academy TX	Diff: 4.600	5.200	4.300	4.800	4.900	3.800	78.050 5
				Exec: 8.250	8.550	9.000	8.700	8.800	7.250	
				ND: _____	_____	_____	-0.100	_____	_____	
				Final: 12.850	13.750	13.300	13.400	13.700	11.050	
				Place: 26T	1	9T	29	2	44	
6	619	Alexandru Nitache	GymTek TN	Diff: 4.500	4.300	4.000	4.800	4.800	4.200	77.800 6
				Exec: 8.450	8.350	8.850	9.100	8.450	8.300	
				ND: _____	_____	_____	-0.300	_____	_____	
				Final: 12.950	12.650	12.850	13.600	13.250	12.500	
				Place: 18*	5	17T	23T	7T	17	
7	597	Toma Murakawa	Gym Olympica CA	Diff: 5.000	5.200	4.800	4.900	4.300	3.900	77.700 7
				Exec: 7.700	6.850	8.550	9.550	8.050	8.900	
				ND: _____	_____	_____	_____	_____	_____	
				Final: 12.700	12.050	13.350	14.450	12.350	12.800	
				Place: 31T	13T	7T	6	31	8T	
8	631	Maxwell Odden	North Valley AZ	Diff: 4.500	4.100	4.100	4.800	4.500	4.500	77.600 8
				Exec: 8.600	7.000	9.550	9.000	8.550	8.400	
				ND: _____	_____	_____	_____	_____	_____	
				Final: 13.100	11.100	13.650	13.800	13.050	12.900	
				Place: 13T	34T	4	12*	12T	6T	
9	321	Jared Fry	Texas Elite	Diff: 4.600	4.600	4.300	4.800	4.400	4.600	77.400 9
				Exec: 8.750	7.850	9.050	8.800	7.000	8.650	
				ND: _____	_____	_____	_____	_____	_____	
				Final: 13.350	12.450	13.350	13.600	11.400	13.250	
				Place: 4T	7	7T	23T	45	3	
10	338	Emmit Glover	All American UT	Diff: 4.500	3.900	4.600	5.400	5.000	3.900	77.350 10
				Exec: 8.350	6.200	8.650	9.400	8.800	8.650	
				ND: _____	_____	_____	_____	_____	_____	
				Final: 12.850	10.100	13.250	14.800	13.800	12.550	
				Place: 26T	43	12	2	1	15T	

# 2023 Men Dev Nationals

## Meet Results







May 11-12, 2023

Rank	Num	Name	Gym							AA
11	647	Kaleb Palacio	Above the Bar TX	Diff: 5.200	4.600	4.600	5.400	4.000	4.600	
				Exec: 8.300	6.850	6.700	9.550	8.500	8.850	
				ND:						
				Final: 13.500	11.450	11.300	14.950	12.500	13.450	77.150
				Place: 3	29T	45	1	27*	1*	11
12	432	Ty Jordan	5280 Gym CO	Diff: 4.400	3.700	5.000	4.400	3.900	3.800	
				Exec: 8.800	8.700	8.300	9.400	8.400	8.150	
				ND:						
				Final: 13.200	12.400	13.300	13.800	12.300	11.950	76.950
				Place: 9T	8T	9T	12T	32	31T	12
13	357	Daniel Gurevich	WOGA TX	Diff: 4.500	5.300	3.900	4.800	4.100	3.800	
				Exec: 8.450	6.900	8.400	8.950	8.700	8.800	
				ND:			-0.100			
				Final: 12.950	12.200	12.300	13.650	12.800	12.600	76.500
				Place: 18*	11T	38	17T	18T	12*	13
14	785	Brian Solomon	Interstate MA	Diff: 4.700	4.700	4.000	4.800	3.800	3.700	
				Exec: 8.650	7.200	8.800	9.050	8.350	8.700	
				ND:						
				Final: 13.350	11.900	12.800	13.850	12.150	12.400	76.450
				Place: 4T	20*	20T	11	35T	19	14
15	446	Carter Kim	WOGA TX	Diff: 4.600	4.300	4.300	5.400	4.300	3.900	
				Exec: 8.550	7.100	8.550	9.250	8.300	7.750	
				ND:						
				Final: 13.150	11.400	12.850	14.650	12.600	11.650	76.300
				Place: 11T	31	17*	3	23T	39	15
16	412	Jake Islam	Western Mass	Diff: 4.700	4.400	4.300	5.400	4.000	3.800	
				Exec: 7.450	7.100	8.550	9.100	8.500	8.800	
				ND:						
				Final: 12.150	11.500	12.850	14.500	12.500	12.600	76.100
				Place: 42T	28	17*	4T	27*	12*	16
17	849	Luke Tully	OMEGA Gym OR	Diff: 5.100	3.700	4.000	4.000	3.900	3.700	
				Exec: 8.050	8.350	8.400	9.450	8.800	8.350	
				ND:						
				Final: 13.150	12.050	12.400	13.450	12.700	12.050	75.800
				Place: 11T	13T	31T	27*	21	29T	17
18	864	Kyle Walchuk	Infinity Gym MI	Diff: 5.000	5.400	4.600	4.000	4.500	4.000	
				Exec: 8.100	6.800	7.800	9.300	8.050	8.250	
				ND:			-0.100			
				Final: 13.100	12.200	12.400	13.200	12.550	12.250	75.700
				Place: 13T	11T	31T	34T	26	23T	18
19	511	Justin Lozano	Cypress Academy TX	Diff: 4.500	3.300	4.700	4.800	4.000	3.400	
				Exec: 7.900	8.400	8.100	8.850	9.050	8.550	
				ND:						
				Final: 12.400	11.700	12.800	13.650	13.050	11.950	75.550
				Place: 40T	25T	20T	17*	12T	31T	19
20	885	Nathan Whitaker	Legacy KY	Diff: 5.000	2.900	3.800	4.800	3.900	3.400	
				Exec: 8.950	9.100	7.800	8.800	8.350	8.700	
				ND:			-0.100			
				Final: 13.950	12.000	11.600	13.500	12.250	12.100	75.400
				Place: 1	16	44	26	33T	27T	20

# 2023 Men Dev Nationals

## Meet Results







May 11-12, 2023

Rank	Num	Name	Gym							AA
21T	346	Niko Greenly	High Sierra NV	Diff: 3.700	4.200	4.200	4.000	4.100	3.600	
				Exec: 9.000	6.750	9.100	9.300	8.750	8.600	
				ND:						
				Final: 12.700	10.950	13.300	13.300	12.850	12.200	75.300
				Place: 31T	37	9T	31	16T	25	21T
21T	110	Saran Alexander	ACE Gym FL	Diff: 4.500	4.700	4.000	3.600	3.800	3.500	
				Exec: 8.800	7.200	8.950	9.450	8.050	8.750	
				ND:						
				Final: 13.300	11.900	12.950	13.050	11.850	12.250	75.300
				Place: 6T	20*	15	36	39	23T	21T
21T	214	Samuel Cirlincione	GymTek TN	Diff: 3.800	3.700	4.200	4.800	4.200	3.500	
				Exec: 8.800	8.250	8.200	8.750	8.450	8.650	
				ND:						
				Final: 12.600	11.950	12.400	13.550	12.650	12.150	75.300
				Place: 36T	17T	31T	25	22	26	21T
24	896	Eric Wingrove	USA Gym World UT	Diff: 4.600	3.300	3.900	4.800	3.500	3.200	
				Exec: 8.500	8.650	8.600	8.850	8.150	9.150	
				ND:						
				Final: 13.100	11.950	12.500	13.650	11.650	12.350	75.200
				Place: 13T	17T	26T	17*	40*	20T	24
25	351	David Grossman	Libertyville IL	Diff: 4.200	3.700	4.100	5.400	4.000	3.800	
				Exec: 9.100	7.100	8.400	7.850	9.200	8.100	
				ND:						
				Final: 13.300	10.800	12.500	13.250	13.200	11.900	74.950
				Place: 6T	39	26T	32T	10	33T	25
26	441	Xander Kelley	Queen City OH	Diff: 3.800	3.800	3.400	4.800	3.500	3.400	
				Exec: 9.100	8.600	9.050	8.450	8.900	8.350	
				ND:			-0.300			
				Final: 12.900	12.400	12.450	12.950	12.400	11.750	74.850
				Place: 22T	8T	30	37	29T	36T	26
27	138	Connor Barrow	Houston Gym Center	Diff: 4.700	3.700	4.200	4.800	3.700	3.400	
				Exec: 7.600	7.750	8.700	9.450	9.100	7.750	
				ND: -0.200						
				Final: 12.100	11.450	12.900	14.250	12.800	11.150	74.650
				Place: 44	29T	16	7T	18T	42	27
28	749	Jason Schuck	EnRich TX	Diff: 4.000	3.700	4.000	4.000	3.400	3.600	
				Exec: 8.850	6.900	9.050	9.250	9.400	8.450	
				ND:						
				Final: 12.850	10.600	13.050	13.250	12.800	12.050	74.600
				Place: 26T	41	14	32T	18T	29T	28
29	805	Brendan Strom	Gym Olympica CA	Diff: 4.300	3.900	3.700	4.800	4.100	3.600	
				Exec: 8.600	7.000	8.400	8.950	8.500	8.500	
				ND:						
				Final: 12.900	10.900	12.100	13.750	12.600	12.100	74.350
				Place: 22T	38	40T	15T	23T	27T	29
30T	627	Troy Nuesca	Gym Olympica CA	Diff: 4.400	3.700	4.200	4.800	4.400	3.100	
				Exec: 8.250	7.050	9.550	9.100	8.850	6.850	
				ND:						
				Final: 12.650	10.750	13.750	13.900	13.250	9.950	74.250
				Place: 34T	40	3	10	7T	47	30T

# 2023 Men Dev Nationals

## Meet Results







May 11-12, 2023

Rank	Num	Name	Gym							AA
30T	615	Michael Nguyen	Chow's IA	Diff: 4.600	4.900	4.100	4.000	4.300	4.600	
				Exec: 8.000	7.050	8.300	9.200	6.350	8.850	
				ND:						
				Final: 12.600	11.950	12.400	13.200	10.650	13.450	74.250
				Place: 36T	17T	31T	34T	47	1*	30T
32	336	Tommy Gersbacher	Yorba Linda CA	Diff: 3.800	3.900	4.300	4.000	4.200	3.700	
				Exec: 8.100	8.650	8.350	8.000	8.400	8.650	
				ND:			-0.300			
				Final: 11.900	12.550	12.650	11.700	12.600	12.350	73.750
				Place: 47	6	23T	44	23T	20T	32
33	427	Braxton Jones	DeVeau's IN	Diff: 4.000	3.200	4.200	4.800	3.400	3.500	
				Exec: 7.350	7.800	8.300	9.050	9.000	8.950	
				ND:			-0.100			
				Final: 11.350	11.000	12.500	13.750	12.400	12.450	73.450
				Place: 48	36	26T	15T	29T	18	33
34T	693	Evan Reichert	Premier West IL	Diff: 4.200	3.900	4.000	4.800	3.400	2.700	
				Exec: 8.350	8.000	8.550	8.850	8.250	8.050	
				ND:						
				Final: 12.550	11.900	12.550	13.650	11.650	10.750	73.050
				Place: 39	20T	25	17*	40T	46	34T
34T	156	Jaden Blank	EVO Gym FL	Diff: 4.400	3.600	4.100	4.800	4.000	3.100	
				Exec: 7.550	7.650	9.300	7.600	9.250	8.000	
				ND:			-0.300			
				Final: 11.950	11.250	13.400	12.100	13.250	11.100	73.050
				Place: 46	32	5T	43	7T	43	34T
36	625	Aaron Novick	Stanford Boys CA	Diff: 4.200	3.300	3.400	4.000	3.500	3.700	
				Exec: 8.600	7.800	7.350	9.350	8.550	8.850	
				ND:						
				Final: 12.800	11.100	10.750	13.350	12.050	12.550	72.600
				Place: 29T	34T	46	30	37	15T	36
37	326	Jack Gagamov	Libertyville IL	Diff: 4.200	5.200	4.200	3.200	4.200	4.000	
				Exec: 9.050	8.200	8.150	7.650	7.250	7.500	
				ND:			-0.300			
				Final: 13.250	13.400	12.350	10.550	11.450	11.500	72.500
				Place: 8	3	36T	47	44	40	37
38T	621	Christopher Nogueira	Apollo VA	Diff: 4.200	4.600	4.100	4.000	3.900	3.800	
				Exec: 7.950	6.950	8.550	8.900	6.650	8.800	
				ND:						
				Final: 12.150	11.550	12.650	12.900	10.550	12.600	72.400
				Place: 42T	27	23T	38	48	12*	38T
38T	135	Rylan Barnes	GymTek TN	Diff: 4.000	4.100	3.600	4.000	3.700	3.900	
				Exec: 8.650	7.800	8.500	8.350	7.950	7.850	
				ND:						
				Final: 12.650	11.900	12.100	12.350	11.650	11.750	72.400
				Place: 34T	20T	40T	40T	40T	36T	38T
40	680	Sunny Pyle	Roswell Gym GA	Diff: 4.400	4.200	3.500	4.000	3.600	3.100	
				Exec: 8.400	7.850	8.700	7.800	8.650	8.350	
				ND:			-0.300			
				Final: 12.800	12.050	12.200	11.500	12.250	11.450	72.250
				Place: 29T	13T	39	45	33T	41	40

# 2023 Men Dev Nationals

## Meet Results

May 11-12, 2023

Rank	Num	Name	Gym							AA
41	294	Luke Esparó	New Era CT	Diff: 5.100 Exec: 7.800 ND: -0.300 Final: 12.600 Place: 36T	2.700 5.850 -3.000 5.550 47	5.100 9.100 . 14.200 1	5.400 9.150 -0.300 14.250 7T	4.300 8.550 . 12.850 16T	3.700 9.050 . 12.750 10	72.200 41
42	841	Tyler Tran	Gym USA FL	Diff: 4.300 Exec: 8.650 ND: . Final: 12.950 Place: 18T	4.000 5.200 . 9.200 46	3.800 8.000 . 11.800 43	4.800 7.550 . 12.350 40T	3.900 9.050 . 12.950 14T	4.200 8.450 . 12.650 11	71.900 42
43	545	Gus McGowen	USA Gym World UT	Diff: 4.100 Exec: 8.850 ND: . Final: 12.950 Place: 18T	3.500 6.650 . 10.150 42	3.400 9.100 . 12.500 26T	4.000 8.650 -0.300 12.350 40T	4.000 7.900 . 11.900 38	3.300 8.400 . 11.700 38	71.550 43
44	103	Christian Abran	Stanford Boys CA	Diff: 4.100 Exec: 7.900 ND: . Final: 12.000 Place: 45	3.700 6.350 . 10.050 44T	3.500 8.850 . 12.350 36T	4.000 8.900 -0.300 12.600 39	4.100 8.050 . 12.150 35T	3.800 8.550 . 12.350 20T	71.500 44
45	897	Spencer Wingrove	USA Gym World UT	Diff: 3.900 Exec: 8.500 ND: . Final: 12.400 Place: 40T	3.900 7.800 . 11.700 25T	4.000 7.950 . 11.950 42	2.400 8.250 . 10.650 46	3.500 8.150 . 11.650 40*	3.500 8.400 . 11.900 33T	70.250 45
46	667	Cody Phillips	EVO Gym FL	Diff: 4.100 Exec: 8.800 ND: . Final: 12.900 Place: 22T	3.100 8.100 . 11.200 33	0.000 0.000 . 0.000 47*	4.800 8.850 . 13.650 17*	3.600 7.450 . 11.050 46	0.000 0.000 . 0.000 48*	48.800 46
47	760	Dylan Shepard	Gym USA FL	Diff: 5.100 Exec: 7.800 ND: . Final: 12.900 Place: 22T	3.200 6.850 . 10.050 44T	0.000 0.000 . 0.000 47*	0.000 0.000 . 0.000 48*	4.000 8.950 . 12.950 14T	3.600 8.200 . 11.800 35	47.700 47
48	370	Nico Hamilton	Texas Dreams	Diff: 0.000 Exec: 0.000 ND: . Final: 0.000 Place: 49*	0.000 0.000 . 0.000 48*	3.600 9.500 . 13.100 13	0.000 0.000 . 0.000 48*	3.500 9.650 . 13.150 11	2.600 8.350 . 10.950 45	37.200 48
49	879	Evan Wenstad	Gym Olympica CA	Diff: 5.000 Exec: 8.200 ND: . Final: 13.200 Place: 9T	0.000 0.000 . 0.000 48*	0.000 0.000 . 0.000 47*	4.800 9.000 . 13.800 12*	0.000 0.000 . 0.000 49*	0.000 0.000 . 0.000 48*	27.000 49
50	293	Carson Eshleman	Michigan Elite	Diff: 0.000 Exec: 0.000 ND: . Final: 0.000 Place: 49*	0.000 0.000 . 0.000 48*	0.000 0.000 . 0.000 47*	0.000 0.000 . 0.000 48*	0.000 0.000 . 0.000 49*	0.000 0.000 . 0.000 48*	0.000 50