

2023 Eastern DP National Championships

Meet Results







Apr 28-30, 2023

Page: 1
Printed: 5/1/2023 5:47:47 PM

Men / 8 / 8JR_g1

Session: SA2

Judge's Signatures

Rank	Num	Name	Gym							AA
1	8078	Kai Lichtenbaum	IK Gymnastics	Diff: 3.500 Exec: 8.900 ND: Final: 12.400 Place: 1	3.500 9.200	3.100 9.050	3.200 8.800	2.800 9.350	3.000 8.700	73.100 1
2	8093	Benjamin Harrison	Mills	Diff: 3.500 Exec: 8.450 ND: Final: 11.950 Place: 9T	4.000 9.450	2.400 9.100	2.200 9.050	2.700 8.900	2.500 7.500	69.750 2
3	8164	Alex Tomasula	Stumpfs	Diff: 3.200 Exec: 8.900 ND: Final: 12.100 Place: 4	3.300 8.550	2.700 9.350	2.200 9.000	2.300 9.250	2.200 8.650	69.600 3
4	8165	Benjamin Hickman	Stumpfs	Diff: 3.100 Exec: 9.150 ND: Final: 12.250 Place: 2T	3.300 8.950	2.700 8.800	2.200 8.700	3.200 8.850	2.900 8.050	68.900 4
5	8126	Oliver Erck	Queen City	Diff: 3.400 Exec: 8.200 ND: Final: 11.600 Place: 17	3.000 9.150	2.800 8.200	2.400 8.250	2.900 8.600	2.400 8.700	68.000 5
6	8145	Kosei McDowell	Sandhills	Diff: 3.000 Exec: 9.000 ND: Final: 12.000 Place: 6T	3.700 8.000	2.800 8.750	2.400 8.850	3.100 7.600	2.800 7.700	67.700 6
7	8083	LeoJohn Boucher III	Interstate	Diff: 3.000 Exec: 8.750 ND: Final: 11.750 Place: 12T	2.800 8.400	2.800 8.950	1.600 9.300	2.900 8.750	1.600 8.650	67.500 7
8	8144	CT Katula	Salem	Diff: 3.100 Exec: 8.950 ND: Final: 12.050 Place: 5	2.700 8.800	2.400 9.150	2.200 8.600	2.100 8.950	2.200 8.300	67.450 8
9	8022	Tobin Tise	Accelerate	Diff: 3.100 Exec: 8.900 ND: Final: 12.000 Place: 6T	3.200 8.500	2.200 9.400	1.600 9.550	2.900 8.000	2.300 7.600	67.250 9
10	8060	Renzo Bergskaug	Gym Village	Diff: 2.800 Exec: 8.950 ND: Final: 11.750 Place: 12T	3.300 8.550	2.700 8.750	1.600 9.100	2.900 8.700	2.900 6.650	66.900 10

2023 Eastern DP National Championships

Meet Results







Apr 28-30, 2023

Page: 2

Printed: 5/1/2023 5:47:48 PM

Men / 8 / 8JR_g1

Session: SA2

Rank	Num	Name	Gym							AA
11	8167	Pierce Mabry	Stumpfs	Diff: 3.300	2.800	2.700	2.200	2.300	2.200	
				Exec: 8.950	8.550	8.900	9.100	9.300	7.550	
				ND: .	-1.000	
				Final: 12.250	10.350	11.600	11.300	11.600	9.750	66.850
				Place: 2T	20	5T	3*	6T	16*	11
12	8119	Emmett Pelkowski	Premier West	Diff: 3.000	2.900	2.700	2.200	2.700	2.200	
				Exec: 8.950	7.750	8.250	8.600	9.200	8.300	
				ND:	
				Final: 11.950	10.650	10.950	10.800	11.900	10.500	66.750
				Place: 9T	19	18	13*	3	7*	12
13	8168	Bennett Turley	Sun Country	Diff: 2.900	3.000	3.000	1.600	2.800	2.200	
				Exec: 8.750	8.700	7.050	9.300	8.950	8.300	
				ND:	
				Final: 11.650	11.700	10.050	10.900	11.750	10.500	66.550
				Place: 15T	8T	22	10*	4	7*	13
14	8045	Logan Corley	Electric City	Diff: 3.400	3.100	3.000	2.200	3.100	2.400	
				Exec: 8.350	8.550	8.500	9.100	7.600	7.100	
				ND:	
				Final: 11.750	11.650	11.500	11.300	10.700	9.500	66.400
				Place: 12T	11T	9T	3*	19*	21	14
15	8125	Nathan Roberts	Queen City	Diff: 2.900	3.100	2.800	3.200	2.900	2.300	
				Exec: 8.900	6.750	8.050	8.450	8.700	8.250	
				ND:	
				Final: 11.800	9.850	10.850	11.650	11.600	10.550	66.300
				Place: 11	21	19T	2	6*	6	15
16	8024	Ethan Ruggaber	Blaze	Diff: 3.400	3.400	3.100	2.400	2.900	3.000	
				Exec: 6.850	8.100	8.800	8.150	8.200	7.950	
				ND:	
				Final: 10.250	11.500	11.900	10.550	11.100	10.950	66.250
				Place: 21T	13T	3	19	14	3T	16
17	8004	Luca Magnanimiti	Aim High Academy	Diff: 3.200	3.100	3.000	2.200	2.900	2.800	
				Exec: 7.600	8.650	8.100	8.600	8.150	7.500	
				ND: .	.	.	-0.300	.	.	
				Final: 10.800	11.750	11.100	10.500	11.050	10.300	65.500
				Place: 19	6T	16	20	15T	11	17
18	8009	Dmitrii Plis	Amplitude	Diff: 2.900	3.000	2.100	2.400	2.700	1.600	
				Exec: 9.100	8.650	8.750	8.200	8.200	7.750	
				ND:	
				Final: 12.000	11.650	10.850	10.600	10.900	9.350	65.350
				Place: 6T	11T	19T	17*	17T	23	18
19	8020	Tristan Brigham	Artistic Sports	Diff: 3.000	2.900	2.700	2.400	2.800	2.200	
				Exec: 8.200	8.000	8.550	8.200	8.450	7.550	
				ND:	
				Final: 11.200	10.900	11.250	10.600	11.250	9.750	64.950
				Place: 18	18	14	17*	12T	16*	19
20	8061	Shane McDermott	Gym Village	Diff: 2.800	3.000	2.100	1.600	2.700	2.100	
				Exec: 8.850	8.150	9.100	8.800	7.700	7.450	
				ND:	
				Final: 11.650	11.150	11.200	10.400	10.400	9.550	64.350
				Place: 15T	17	15	22	21	19T	20

2023 Eastern DP National Championships

Meet Results







Apr 28-30, 2023

Page: 3

Printed: 5/1/2023 5:47:48 PM

Men / 8 / 8JR_g1

Session: SA2

Rank	Num	Name	Gym							AA
21	8103	Ayman Alayon	OGI	Diff: 3.000	3.000	2.900	2.200	2.700	2.200	
				Exec: 7.250	8.750	8.600	8.350	6.650	8.050	
				ND:			-0.100			
				Final: 10.250	11.750	11.500	10.450	9.350	10.250	63.550
				Place: 21T	6T	9T	21	23	12T	21
22	8018	Sebastian Sivarajah	Artistic Sports	Diff: 1.700	2.900	2.100	2.200	2.700	2.200	
				Exec: 8.850	5.800	8.700	9.050	8.550	7.400	
				ND:						
				Final: 10.550	8.700	10.800	11.250	11.250	9.600	62.150
				Place: 20	23	21	5*	12T	18	22
23	8159	Jersey Brief	St. Charles	Diff: 3.200	2.800	2.400	2.200	2.300	2.200	
				Exec: 6.000	6.800	7.600	7.850	7.850	7.250	
				ND:			-0.100			
				Final: 9.200	9.600	10.000	9.950	10.150	9.450	58.350
				Place: 23	22	23	23	22	22	23

2023 Eastern DP National Championships

Meet Results







Apr 28-30, 2023

Page: 1
Printed: 5/1/2023 5:47:50 PM

Men / 8 / 8JR_g2

Session: SA2

Judge's Signatures

Rank	Num	Name	Gym							AA
1	8010	Cameron Chemerys	Apollo	Diff: 3.600 Exec: 9.150 ND: Final: 12.750 Place: 1	3.600 9.100	2.700 8.750	3.200 9.050	3.100 8.650	3.000 8.900	72.800 1
2	8012	Keller Dugan	Apollo	Diff: 2.900 Exec: 9.200 ND: Final: 12.100 Place: 4T	3.000 9.200	2.300 9.200	1.600 9.150	3.100 9.000	2.900 8.850	70.400 2
3	8102	Mason Forges	Nova	Diff: 3.400 Exec: 9.100 ND: Final: 12.500 Place: 2	3.500 8.950	2.400 8.150	3.200 8.700	3.200 8.150	2.400 8.500	69.650 3
4	8074	Casey Chaudhari	IGA	Diff: 3.200 Exec: 8.300 ND: Final: 11.500 Place: 16	3.400 9.500	2.900 8.550	1.600 9.800	3.000 9.200	1.800 8.350	69.600 4
5	8109	Paxton Nicely	Precision South	Diff: 3.300 Exec: 7.950 ND: Final: 11.250 Place: 18*	3.500 9.200	2.700 8.850	2.400 8.950	2.800 9.050	2.200 8.750	69.550 5
6	8180	Brady Yasbin	United	Diff: 3.100 Exec: 8.750 ND: Final: 11.850 Place: 10	3.400 8.800	2.700 9.100	2.200 8.500	2.900 9.550	2.300 7.950	69.250 6
7	8153	Druv Wickremasingha	Spartan	Diff: 3.300 Exec: 8.050 ND: Final: 11.350 Place: 17	3.500 8.950	3.200 8.150	2.400 8.000	2.800 9.000	3.100 7.950	68.400 7
8	8152	Austin French	Spartan	Diff: 3.200 Exec: 8.800 ND: Final: 12.000 Place: 6*	3.400 8.550	2.900 8.250	2.200 8.700	3.200 8.200	2.300 8.500	68.200 8
9	8005	J.W. Cole	All American Flames	Diff: 3.200 Exec: 8.800 ND: Final: 12.000 Place: 6*	3.100 8.450	2.200 8.850	1.600 9.500	2.700 8.600	2.400 8.400	67.800 9
10	8129	Andrey Lipin	Rebounders	Diff: 3.300 Exec: 8.500 ND: Final: 11.800 Place: 11	3.000 8.300	3.200 8.150	2.200 8.150	3.100 8.150	3.000 8.550	67.600 10

2023 Eastern DP National Championships

Meet Results







Apr 28-30, 2023

Page: 2

Printed: 5/1/2023 5:47:50 PM

Men / 8 / 8JR_g2

Session: SA2

Rank	Num	Name	Gym							AA
11	8104	Jason Dennis	OGI	Diff: 3.000 Exec: 9.150 ND: Final: 12.150 Place: 3	2.700 8.500	2.300 8.900	3.200 9.000	2.800 8.550	2.900 6.500	67.500 11
12	8017	Chase Katchmore	Artistic Sports	Diff: 3.400 Exec: 7.600 ND: Final: 11.000 Place: 20	2.700 9.000 -0.300 11.400 13T	2.100 8.800 10.900 16*	1.600 9.450 11.050 7*	2.600 8.600 11.200 14	2.200 8.850 11.050 4T	66.600 12
13	8117	Connor Tran	Premier West	Diff: 3.000 Exec: 8.900 ND: Final: 11.900 Place: 9	2.900 8.600	2.100 9.400	1.600 9.200	2.900 8.400	2.700 6.750	66.450 13
14	8096	Mason MacEwen	New England A. G.	Diff: 2.700 Exec: 9.250 ND: Final: 11.950 Place: 8	3.000 8.000	2.100 9.600	2.200 8.700 -0.100 10.800 14T	2.900 8.100	2.300 7.300	66.050 14
15	8156	Robert Ham	Sportsplex	Diff: 2.900 Exec: 7.850 ND: Final: 10.750 Place: 22	3.700 8.500	3.100 8.700	2.200 8.800	2.900 7.050	2.300 8.000	66.000 15
16	8036	Brady Mitchell	Centre Elite	Diff: 2.800 Exec: 7.850 ND: Final: 10.650 Place: 23	3.100 8.700	2.100 8.800	1.600 9.350	2.700 8.150	2.200 7.700	65.050 16
17	8143	Sam Douglass	Royalty	Diff: 3.500 Exec: 8.600 ND: Final: 12.100 Place: 4T	2.100 7.600 -0.300 9.400 21	2.800 8.350 11.150 13T	1.600 9.100 10.700 18T	2.500 8.300 10.800 19	2.100 8.650 10.750 10	64.900 17
18	8141	Logan Nicolas	Royalty	Diff: 3.200 Exec: 8.500 ND: Final: 11.700 Place: 12*	3.000 8.200	2.200 8.000	1.600 9.300	2.600 8.350	1.600 7.300	63.850 18
19	8170	Ayden Grainger	T.G.A.C.	Diff: 3.000 Exec: 7.950 ND: Final: 10.950 Place: 21	2.100 8.700 -0.300 10.500 19	2.800 7.750 10.550 20T	2.200 8.600 10.800 14T	2.900 7.800 10.700 20	2.200 8.100 10.300 11T	63.800 19
20	8098	Gabriel Djak	North Metro	Diff: 3.300 Exec: 8.250 ND: Final: 11.550 Place: 15	2.000 8.350 -1.300 9.050 22	2.400 8.300 10.700 18	1.600 9.450 11.050 7*	2.900 8.450 11.350 8T	2.100 7.900 10.000 15	63.700 20

2023 Eastern DP National Championships

Meet Results







Apr 28-30, 2023

Page: 3

Printed: 5/1/2023 5:47:51 PM

Men / 8 / 8JR_g2

Session: SA2

Rank	Num	Name	Gym							AA
21	8048	Brezlin Harris	Future G.A.	Diff: 3.200	2.200	3.000	2.200	2.600	2.500	
				Exec: 8.500	7.700	7.600	8.650	7.750	7.400	
				ND:						
				Final: 11.700	9.900	10.600	10.850	10.350	9.900	63.300
				Place: 12*	20	19	13	21	16T	21
22	8043	Layton Vick	Courthouse	Diff: 2.900	2.000	2.200	2.200	2.900	2.200	
				Exec: 9.050	7.850	9.450	8.350	6.900	7.000	
				ND: -0.300	-1.000		-0.100			
				Final: 11.650	8.850	11.650	10.450	9.800	9.200	61.600
				Place: 14	23	4	20	23	21	22
23	8038	Airin Rash	Champaign G.A.	Diff: 3.300	3.500	2.100	2.200	2.600	1.700	
				Exec: 7.950	7.900	8.450	8.000	8.300	5.800	
				ND:			-0.300			
				Final: 11.250	11.400	10.550	9.900	10.900	7.500	61.500
				Place: 18*	13T	20T	23	17	23	23

2023 Eastern DP National Championships

Meet Results







Apr 28-30, 2023

Page: 1
Printed: 5/1/2023 5:47:53 PM

Men / 8 / 8JR_g3

Session: SA2

Judge's Signatures

Rank	Num	Name	Gym							AA
1	8068	Kenneth Sault	Gymstrada	Diff: 3.200 Exec: 9.350 ND: Final: 12.550 Place: 1T	3.200 8.400 6T	2.100 9.350 4	1.600 9.750 6	3.000 9.050 1	2.300 8.450 3	69.750 1
2	8081	Maxwell Glick	IK Gymnastics	Diff: 3.300 Exec: 8.200 ND: Final: 11.500 Place: 16	3.100 8.750 4	3.100 8.900 1	3.200 8.700 2	3.100 8.300 7	2.500 8.550 1T	69.700 2
3	8041	Joey Kattler	Chelsea Piers (CT)	Diff: 3.600 Exec: 8.600 ND: Final: 12.200 Place: 3	3.200 8.050 10T	3.200 7.900 11	3.200 9.050 1	3.100 7.200 17	3.100 7.400 7T	67.600 3
4	8035	Pavel Starominsky	Carolina Stars	Diff: 3.200 Exec: 8.450 ND: Final: 11.650 Place: 14T	2.800 8.750 -0.300 10T	2.900 7.700 14T	3.200 8.650 -0.100 3	3.000 8.800 3T	2.200 8.250 9	67.500 4
5	8015	Liam Schneider	Arena	Diff: 3.300 Exec: 8.700 ND: Final: 12.000 Place: 7*	3.300 8.800 3	3.100 8.300 5T	1.600 9.550 8*	3.000 7.900 12	2.200 7.400 15*	67.150 5
6T	8056	Max VanEpps	Gym America	Diff: 2.900 Exec: 9.250 ND: Final: 12.150 Place: 4	2.800 8.400 12T	2.200 9.350 3	2.200 8.500 -0.100 17T	2.100 9.000 10	2.200 8.000 11	66.800 6T
6T	8114	Adam Spelda	Premier (NJ)	Diff: 3.600 Exec: 8.100 ND: Final: 11.700 Place: 13	3.000 7.650 14	2.500 8.900 5T	2.400 9.000 5	3.000 8.350 8	2.200 8.100 10	66.800 6T
8	8105	Miles Moore	Ocean Flippers	Diff: 3.100 Exec: 8.950 ND: Final: 12.050 Place: 5T	3.100 8.700 5	2.800 8.250 12	2.400 8.150 19	2.900 7.900 13*	2.200 7.550 14	66.000 8
9	8100	Lorenzo Reyes	North Metro	Diff: 2.800 Exec: 9.150 ND: Final: 11.950 Place: 9T	1.900 8.850 -2.300 19	2.900 8.400 8	1.600 9.700 7	2.900 8.900 3T	2.100 8.450 4T	65.350 9
10	8177	Aidan Sullivan	Trousdell	Diff: 3.300 Exec: 8.700 ND: Final: 12.000 Place: 7*	3.000 8.200 12T	2.200 8.250 16T	1.600 9.350 13*	2.700 8.550 9	2.400 6.850 19	65.100 10

2023 Eastern DP National Championships

Meet Results







Apr 28-30, 2023

Page: 2

Printed: 5/1/2023 5:47:53 PM

Men / 8 / 8JR_g3

Session: SA2

Rank	Num	Name	Gym							AA
11	8050	Evan Kalenik	GTC (GA)	Diff: 2.800 Exec: 8.150 ND: Final: 10.950 Place: 17	3.300 8.300	2.700 7.900	1.600 8.700	2.900 8.600	2.400 7.550	64.900 11
12	8155	Jayden Davies	Sportsplex	Diff: 3.200 Exec: 7.400 ND: Final: 10.600 Place: 20	3.600 8.000	2.900 8.000	2.200 9.050 -0.100	2.900 7.100	2.300 8.250	64.800 12
13	8137	Brayden Loeffler	Royalty	Diff: 3.000 Exec: 8.950 ND: Final: 11.950 Place: 9T	2.100 7.600 -0.300	2.300 8.950	1.600 9.450	2.600 8.450	2.300 7.050	64.050 13
14	8099	Landon Alarcon	North Metro	Diff: 3.000 Exec: 8.900 ND: Final: 11.900 Place: 11T	2.200 7.650 -0.300	2.700 7.650	1.600 9.450	2.900 8.550	2.200 7.400	63.900 14
15	8055	Landon Ward	Gym America	Diff: 2.800 Exec: 9.250 ND: Final: 12.050 Place: 5T	1.500 6.000 -1.300	2.200 9.200	2.200 9.350	2.700 9.200	3.000 7.500	63.600 15
16	8173	Liam Marshall	Team Lightning	Diff: 2.900 Exec: 7.600 ND: Final: 10.500 Place: 21	3.600 9.200	1.700 8.150	2.400 8.050	2.700 7.100	1.600 8.200	63.200 16
17	8122	Kevin Dorgan	Premier West	Diff: 2.900 Exec: 7.850 ND: Final: 10.750 Place: 19	2.900 8.450	2.100 9.100	1.600 9.150	2.200 7.850	1.600 6.800	62.500 17
18	8169	Alex Teal	T.G.A.C.	Diff: 3.000 Exec: 8.650 ND: Final: 11.650 Place: 14T	2.100 8.250 -0.300	2.200 7.300	1.600 9.350	2.900 7.900	1.700 7.650	62.300 18
19	8047	Josh Lankey	Exceleration	Diff: 2.400 Exec: 7.800 ND: Final: 10.200 Place: 22	2.700 7.300	2.300 7.900	1.000 9.600	2.700 6.300	2.200 8.350	60.550 19
20	8123	Tate Cerny	Premier West	Diff: 2.900 Exec: 9.000 ND: Final: 11.900 Place: 11T	2.000 5.900 -1.000	2.100 8.150	1.600 9.550	2.700 8.000	1.600 7.300	59.800 20

2023 Eastern DP National Championships

Meet Results







Apr 28-30, 2023

Page: 3

Printed: 5/1/2023 5:47:54 PM

Men / 8 / 8JR_g3

Session: SA2

Rank	Num	Name	Gym							AA
21	8094	Wyatt Ramseyer	Mills	Diff: 3.200 Exec: 7.700 ND: _____ Final: 10.900 Place: 18	2.100 6.150 -0.300 7.950 20	2.100 8.350 _____ 10.450 16T	2.200 7.850 -0.300 9.750 22	2.700 7.750 _____ 10.450 16	1.800 7.300 _____ 9.100 20	58.600 21
22	8013	Nathan Gorski	Apollo	Diff: 3.100 Exec: 9.450 ND: _____ Final: 12.550 Place: 1T	0.000 0.000 _____ 0.000 23	2.500 9.200 _____ 11.700 2	1.600 9.200 _____ 10.800 15	0.000 0.000 _____ 0.000 22*	2.800 8.250 _____ 11.050 1T	46.100 22
23	8086	PH-Ryan Sniezek	Lakeshore Academy	Diff: 0.000 Exec: 0.000 ND: _____ Final: 0.000 Place: 23	3.700 9.300 _____ 13.000 1	0.000 0.000 _____ 0.000 23	0.000 0.000 _____ 0.000 23	0.000 0.000 _____ 0.000 22*	0.000 0.000 _____ 0.000 23	13.000 23

2023 Eastern DP National Championships

Meet Results







Apr 28-30, 2023

Page: 1
Printed: 5/1/2023 5:47:56 PM

Men / 8 / 8JR_g4

Session: SA2

Judge's Signatures

Rank	Num	Name	Gym							AA
1	8130	Matthew Gamboa	Rose's	Diff: 3.000 Exec: 9.100 ND: Final: 12.100 Place: 2	3.500 8.250	2.700 8.250	3.200 8.700	2.900 8.350	2.300 8.100	68.350 1
2	8084	Asher Wokurka	Lake Murray	Diff: 3.100 Exec: 8.600 ND: Final: 11.700 Place: 8*	2.800 8.500	3.000 7.850	3.200 9.050	2.300 8.700	2.300 8.500	67.800 2
3	8000	Elijah Ewell	Ace Gymnastics (NY)	Diff: 3.200 Exec: 9.350 ND: Final: 12.550 Place: 1	3.000 7.850	2.800 8.800	3.200 9.100	2.700 9.000	2.000 7.650	67.650 3
4T	8072	Liam McGuire	Head Over Heels	Diff: 3.300 Exec: 8.150 ND: Final: 11.450 Place: 13T	3.300 8.100	3.100 8.400	3.200 9.200	3.000 7.100	1.800 7.700	66.350 4T
4T	8116	Christian Dvorak	Premier West	Diff: 2.900 Exec: 9.150 ND: Final: 12.050 Place: 3	3.000 6.850	2.100 9.750	2.400 8.200	2.700 9.050	2.200 8.050	66.350 4T
6	8002	Vincent Momrow	Ace Gymnastics (NY)	Diff: 3.100 Exec: 8.600 ND: Final: 11.700 Place: 8*	2.900 8.550	2.800 8.200	2.200 8.750	2.700 8.100	2.200 8.450	66.250 6
7	8092	Wyatt Hirschenberger	Mid Michigan	Diff: 3.200 Exec: 8.600 ND: Final: 11.800 Place: 7	3.300 8.150	3.100 7.800	2.200 8.550	3.200 6.850	2.800 8.250	65.900 7
8	8014	Neiman Alvarez	Apollo	Diff: 3.100 Exec: 8.200 ND: Final: 11.300 Place: 17*	3.000 8.600	2.800 9.300	2.200 8.100	3.100 8.500	1.700 7.200	65.800 8
9	8053	Ryker Williams	GTC (GA)	Diff: 2.900 Exec: 8.500 ND: Final: 11.400 Place: 15	2.100 8.400	2.700 8.700	1.600 8.900	2.800 8.150	2.200 8.550	65.200 9
10	8042	Ryland Herzog	Chelsea Piers (CT)	Diff: 3.700 Exec: 7.400 ND: Final: 11.100 Place: 21	2.900 8.450	3.200 6.900	3.200 8.950	3.100 7.600	2.500 7.550	65.150 10

2023 Eastern DP National Championships

Meet Results







Apr 28-30, 2023

Page: 2

Printed: 5/1/2023 5:47:56 PM

Men / 8 / 8JR_g4

Session: SA2

Rank	Num	Name	Gym							AA
11	8071	Aaron Gruwell	Hayden's	Diff: 3.200	3.100	2.900	2.200	2.900	2.100	
				Exec: 8.750	5.950	8.200	9.050	7.950	7.850	
				ND:						
				Final: 11.950	9.050	11.100	11.250	10.850	9.950	64.150
				Place: 4T	20	7	9*	10	10	11
12	8007	Lucas Fowler	All American Flames	Diff: 2.900	3.500	2.100	2.200	3.000	2.300	
				Exec: 9.000	9.200	7.600	8.100	6.350	7.500	
				ND:						
				Final: 11.900	12.700	9.700	10.300	9.350	9.800	63.750
				Place: 6	1	21	20*	22T	12	12
13	8058	Kyle Lionberger	Gym Sports Academy	Diff: 3.200	2.400	2.900	2.200	3.000	2.400	
				Exec: 8.400	8.000	6.450	8.800	8.650	7.300	
				ND:						
				Final: 11.600	10.400	9.350	11.000	11.650	9.700	63.700
				Place: 11	13	23	11	4T	13	13
14T	8188	Charlie McElrath	Centre Elite	Diff: 3.100	2.100	2.300	2.200	2.900	2.200	
				Exec: 8.200	8.400	8.700	8.100	8.800	6.850	
				ND:	-0.300					
				Final: 11.300	10.200	11.000	10.300	11.700	9.050	63.550
				Place: 17*	14*	9T	20*	2T	19	14T
14T	8006	Jacob McCormick	All American Flames	Diff: 3.100	2.800	2.200	2.200	2.700	2.200	
				Exec: 8.600	8.400	8.650	8.200	7.200	7.300	
				ND:						
				Final: 11.700	11.200	10.850	10.400	9.900	9.500	63.550
				Place: 8*	10	13T	19	18	14T	14T
16	8085	Kaden Bryant	Lake Murray	Diff: 3.300	2.100	3.000	3.200	3.000	2.500	
				Exec: 8.050	8.100	8.050	8.700	6.800	7.000	
				ND:	-0.300		-0.100			
				Final: 11.350	9.900	11.050	11.800	9.800	9.500	63.400
				Place: 16	16T	8	6	19	14T	16
17	8151	Colin Silko	Southern Starz	Diff: 3.500	1.800	2.900	2.200	2.900	2.900	
				Exec: 8.450	7.400	7.600	9.200	8.750	8.500	
				ND:	-3.300					
				Final: 11.950	5.900	10.500	11.400	11.650	11.400	62.800
				Place: 4T	23	17	8	4T	1	17
18T	8184	Ryan Holtschneider	Williamsburg	Diff: 3.100	2.800	2.200	1.600	3.000	2.900	
				Exec: 7.800	6.800	8.400	9.050	6.750	8.250	
				ND:	-1.000					
				Final: 10.900	8.600	10.600	10.650	9.750	11.150	61.650
				Place: 23	21	16	13T	20	2	18T
18T	8052	Preston Oberkrom	GTC (GA)	Diff: 3.000	2.100	2.100	1.600	2.800	1.600	
				Exec: 8.500	7.300	8.700	9.300	7.200	7.750	
				ND:	-0.300					
				Final: 11.500	9.100	10.800	10.900	10.000	9.350	61.650
				Place: 12	19	15	12	17	18	18T
20	8171	Keller Gray	T.G.A.C.	Diff: 3.000	3.500	2.300	2.200	2.800	2.300	
				Exec: 8.750	7.300	8.100	7.750	6.550	7.100	
				ND:	-0.300					
				Final: 11.450	10.800	10.400	9.950	9.350	9.400	61.350
				Place: 13T	12	18	23	22T	17	20

2023 Eastern DP National Championships

Meet Results







Apr 28-30, 2023

Page: 3

Printed: 5/1/2023 5:47:57 PM

Men / 8 / 8JR_g4

Session: SA2

Rank	Num	Name	Gym							AA
21	8046	Troy Graley	Emeth	Diff: 3.200	3.100	2.800	2.400	2.900	1.500	
				Exec: 7.800	8.500	6.800	9.150	7.250	6.100	
				ND:					-1.000	
				Final: 11.000	11.600	9.600	11.550	10.150	6.600	60.500
				Place: 22	3T	22	7	14	22	21
22	8057	Quinn Jacobs-Wenger	Gym America	Diff: 2.800	2.100	2.100	1.600	2.100	2.300	
				Exec: 8.500	5.750	7.900	8.950	7.450	7.550	
				ND:	-0.300					
				Final: 11.300	7.550	10.000	10.550	9.550	9.850	58.800
				Place: 17T	22	20	17	21	11	22
23	8051	James Jolly	GTC (GA)	Diff: 3.200	3.100	2.300	2.200	2.200	0.000	
				Exec: 8.050	7.800	8.950	9.050	8.450	0.000	
				ND:	-1.000					
				Final: 11.250	9.900	11.250	11.250	10.650	0.000	54.300
				Place: 20	16T	6	9*	13	23	23