

# 2023 Eastern DP National Championships

## Team Results







Apr 28-30, 2023

Page: 1

Printed: 5/1/2023 5:45:50 PM

Men / 9 / All Ages

Session: All

| Rank | Gym                | Team | Score   |  |  |  |  |  |  |
|------|--------------------|------|---------|---|--|---|---|---|---|
| 1    | New Era            | *    | 214.000 | 37.850<br>1   | 34.150<br>7T   | 34.300<br>5   | 37.300<br>1   | 34.900<br>4   | 35.500<br>1   |
| 2    | United             | *    | 213.100 | 37.700<br>2   | 36.000<br>1  | 34.600<br>2   | 35.200<br>15  | 35.650<br>1   | 33.950<br>9T  |
| 3    | Brestyan's         | *    | 210.900 | 36.350<br>12  | 35.150<br>4  | 34.200<br>6   | 36.400<br>6   | 34.800<br>5   | 34.000<br>7T  |
| 4    | Paragon            | *    | 209.600 | 37.200<br>6   | 35.300<br>2  | 34.450<br>3   | 34.450<br>21  | 34.300<br>13  | 33.900<br>11T   |
| 5    | G-Force Gymnastics | *    | 209.400 | 37.150<br>7   | 34.150<br>7T   | 33.600<br>10  | 35.750<br>10  | 35.050<br>3   | 33.700<br>13  |
| 6    | Sterling (MA)      | *    | 207.850 | 37.350<br>3   | 34.800<br>5  | 32.400<br>23  | 34.950<br>17  | 34.700<br>8T  | 33.650<br>14  |
| 7    | New England A.G.   | *    | 207.700 | 36.250<br>16T   | 33.400<br>12   | 34.400<br>4   | 35.650<br>11  | 34.450<br>11T   | 33.550<br>15  |
| 8    | Bright Raven       | *    | 207.550 | 36.950<br>8   | 33.900<br>9  | 33.300<br>12  | 34.000<br>25  | 35.500<br>2   | 33.900<br>11T   |
| 9    | EGA                | *    | 206.750 | 36.550<br>11  | 34.550<br>6  | 34.100<br>7   | 36.250<br>9   | 32.250<br>34  | 33.050<br>18  |
| 10   | KMC Gymnastics     | *    | 206.450 | 37.300<br>4   | 35.200<br>3  | 32.650<br>20  | 35.400<br>12T   | 34.750<br>6T  | 31.150<br>33  |
| 11   | Troy               | *    | 206.350 | 36.700<br>9   | 32.850<br>14   | 32.450<br>22  | 36.300<br>8   | 34.050<br>16T   | 34.000<br>7T  |
| 12   | Chelsea Piers (NY) | *    | 206.050 | 36.100<br>20T   | 33.850<br>10   | 32.250<br>25  | 35.400<br>12T   | 34.200<br>15  | 34.250<br>4   |
| 13   | Premier (IL)       | *    | 205.350 | 36.050<br>22  | 33.600<br>11   | 34.950<br>1   | 34.150<br>23  | 34.700<br>8T  | 31.900<br>28  |
| 14   | Queen City         | *    | 204.350 | 36.200<br>19  | 32.800<br>15   | 33.350<br>11  | 37.050<br>2   | 33.600<br>20T   | 31.350<br>30  |
| 15   | Hanover            | *    | 203.750 | 36.250<br>16T   | 31.450<br>22   | 33.950<br>8   | 33.400<br>33  | 34.750<br>6T  | 33.950<br>9T  |
| 16   | Libertyville G.A.  | *    | 203.600 | 36.300<br>13T   | 31.600<br>20T  | 32.700<br>19  | 35.100<br>16  | 33.750<br>19  | 34.150<br>6   |
| 17   | Gymnastics World   | *    | 203.350 | 36.000<br>23T   | 31.150<br>24   | 32.350<br>24  | 36.350<br>7   | 34.250<br>14  | 33.250<br>16  |

# 2023 Eastern DP National Championships

## Team Results







Apr 28-30, 2023

Page: 2

Printed: 5/1/2023 5:45:50 PM

Men / 9 / All Ages

Session: All

| Rank | Gym                  | Team | Score   |  |  |  |  |  |  |
|------|----------------------|------|---------|---|--|---|---|---|---|
| 18   | Impact               | *    | 202.650 | 35.550<br>29T   | 32.550<br>16   | 31.650<br>28  | 36.700<br>3   | 34.050<br>16T   | 32.150<br>25  |
| 19   | EVO                  | *    | 200.450 | 34.750<br>38  | 33.250<br>13   | 31.550<br>29  | 33.850<br>28T   | 32.750<br>29  | 34.300<br>2T  |
| 20   | Apollo               | *    | 200.300 | 37.250<br>5   | 29.600<br>31T  | 33.000<br>15T   | 35.250<br>14  | 32.500<br>30T   | 32.700<br>20T   |
| 21   | Aim High Academy     | *    | 200.200 | 35.550<br>29T   | 30.550<br>27T  | 31.950<br>26  | 33.500<br>32  | 34.450<br>11T   | 34.200<br>5   |
| 22   | Interstate           | *    | 200.000 | 35.650<br>27  | 31.250<br>23   | 32.900<br>17  | 34.550<br>20  | 32.950<br>25T   | 32.700<br>20T   |
| 23   | AAG-Northbrook       | *    | 199.550 | 36.100<br>20T   | 32.250<br>17   | 31.500<br>30  | 34.300<br>22  | 32.950<br>25T   | 32.450<br>22  |
| 24   | Massachusetts Elite  | *    | 199.400 | 35.750<br>26  | 29.550<br>33   | 33.050<br>14  | 33.900<br>27  | 32.850<br>28  | 34.300<br>2T  |
| 25   | Roth's Crosspoint    | *    | 199.150 | 36.650<br>10  | 30.700<br>26   | 31.000<br>33  | 34.850<br>18  | 34.550<br>10  | 31.400<br>29  |
| 26   | Panhandle Perfection | *    | 197.950 | 35.550<br>29T   | 30.550<br>27T  | 31.050<br>32  | 36.500<br>5   | 31.100<br>38  | 33.200<br>17  |
| 27   | Greater Buffalo      | *    | 197.650 | 36.000<br>23T   | 28.150<br>38T  | 32.600<br>21  | 36.600<br>4   | 33.600<br>20T   | 30.700<br>39  |
| 28   | Apex (NY)            | *    | 196.900 | 35.800<br>25  | 31.000<br>25   | 33.250<br>13  | 32.900<br>37  | 32.950<br>25T   | 31.000<br>36  |
| 29   | Palmetto             | *    | 196.850 | 36.300<br>13T   | 30.300<br>29   | 33.800<br>9   | 33.000<br>36  | 32.350<br>33  | 31.100<br>34  |
| 30   | Stumpfs              | *    | 196.500 | 35.200<br>35  | 28.050<br>40   | 32.850<br>18  | 33.700<br>30T   | 33.850<br>18  | 32.850<br>19  |
| 31   | Roswell              | *    | 195.400 | 36.250<br>16T   | 29.100<br>35   | 33.000<br>15T   | 32.800<br>38  | 33.400<br>23  | 30.850<br>38  |
| 32   | Aeon                 | *    | 195.300 | 35.600<br>28  | 31.600<br>20T  | 30.900<br>34  | 33.700<br>30T   | 32.450<br>32  | 31.050<br>35  |
| 33   | Gym Force            | *    | 195.050 | 36.300<br>13T   | 31.750<br>18T  | 30.850<br>35  | 33.250<br>35  | 31.600<br>36T   | 31.300<br>31  |
| 34   | Flipspot             | *    | 194.650 | 35.500<br>32  | 28.150<br>38T  | 31.450<br>31  | 33.850<br>28T   | 33.300<br>24  | 32.400<br>23  |

# 2023 Eastern DP National Championships

## Team Results







Apr 28-30, 2023

Page: 3

Printed: 5/1/2023 5:45:50 PM

Men / 9 / All Ages

Session: All

| Rank | Gym       | Team | Score   |  |  |  |  |  |  |
|------|-----------|------|---------|---|--|---|---|---|---|
| 35   | Capital   | *    | 194.600 | 35.000<br>37  | 31.750<br>18T  | 31.750<br>27  | 32.400<br>39  | 31.600<br>36T   | 32.100<br>26  |
| 36   | Apex (VA) | *    | 193.600 | 35.350<br>33  | 28.750<br>36   | 30.100<br>37  | 33.950<br>26  | 33.500<br>22  | 31.950<br>27  |
| 37   | Gymkhana  | *    | 191.100 | 35.300<br>34  | 29.600<br>31T  | 28.800<br>38  | 34.050<br>24  | 32.100<br>35  | 31.250<br>32  |
| 38   | SIGS      | *    | 189.900 | 34.650<br>39  | 30.250<br>30   | 28.300<br>39  | 33.300<br>34  | 32.500<br>30T   | 30.900<br>37  |
| 39   | Parkettes | *    | 189.850 | 35.100<br>36  | 29.450<br>34   | 30.750<br>36  | 34.650<br>19  | 27.650<br>39  | 32.250<br>24  |
| 40   | GymTek    | *    | 140.550 | 23.950<br>51T   | 28.700<br>37   | 21.250<br>54T   | 23.350<br>48T   | 21.900<br>56T   | 21.400<br>52T   |