

# 2023 Eastern DP National Championships

## Meet Results







Apr 28-30, 2023

Page: 1  
Printed: 5/1/2023 5:45:13 PM

Men / 9 / 9SR\_g1

Session: FR3

Judge's Signatures

Rank	Num	Name	Gym							AA
1	9210	Nile Samuel	Paragon	Diff: 3.900	2.700	3.500	2.800	3.300	2.900	
				Exec: 8.550	8.600	8.000	9.050	8.600	9.000	
				ND: _____	-0.300	_____	_____	_____	_____	
				Final: 12.450	11.000	11.500	11.850	11.900	11.900	70.600
				Place: 3	6	2	9T	2T	1	1
2	9058	Ryota Sato	Chelsea Piers (NY)	Diff: 3.100	3.600	2.700	3.200	3.000	2.500	
				Exec: 8.900	8.000	8.400	9.000	8.600	8.750	
				ND: _____	_____	_____	_____	_____	_____	
				Final: 12.000	11.600	11.100	12.200	11.600	11.250	69.750
				Place: 12T	1	8	5	4T	3T	2
3	9085	Cayman Weissman	G-Force Gymnastics	Diff: 3.300	2.900	3.100	3.200	2.800	2.300	
				Exec: 9.000	7.200	7.850	9.150	9.200	8.800	
				ND: _____	_____	_____	_____	_____	_____	
				Final: 12.300	10.100	10.950	12.350	12.000	11.100	68.800
				Place: 6*	13T	10	3	1	5	3
4	9171	Noah Orens	Massachusetts Elite	Diff: 3.400	2.800	3.100	2.400	2.700	2.800	
				Exec: 8.850	7.800	9.100	8.900	8.800	8.450	
				ND: _____	-0.300	-0.300	_____	_____	_____	
				Final: 12.250	10.300	11.900	11.300	11.500	11.250	68.500
				Place: 9	12	1	14	6*	3T	4
5	9265	Ryan Woodsmall	Sterling (MA)	Diff: 3.700	3.300	3.300	2.400	3.100	2.300	
				Exec: 9.100	7.450	7.000	9.400	8.500	8.400	
				ND: _____	_____	_____	_____	_____	_____	
				Final: 12.800	10.750	10.300	11.800	11.600	10.700	67.950
				Place: 1*	9	16T	11	4T	12	5
6	9032	Christian Griffin	Axcelerate	Diff: 3.000	2.900	3.300	2.200	2.600	2.000	
				Exec: 9.000	8.200	8.000	8.750	8.900	8.950	
				ND: _____	_____	_____	_____	_____	_____	
				Final: 12.000	11.100	11.300	10.950	11.500	10.950	67.800
				Place: 12T	3T	5	18*	6T	7T	6
7	9145	Jack Garvin	Interactive	Diff: 3.300	2.600	2.700	2.400	2.700	1.700	
				Exec: 9.000	8.600	8.750	8.850	8.800	8.400	
				ND: _____	_____	-0.300	_____	_____	_____	
				Final: 12.300	11.200	11.150	11.250	11.500	10.100	67.500
				Place: 6*	2	7	15*	6*	18T	7
8	9064	Tyler Cato	Dynamic	Diff: 3.200	2.500	3.100	3.200	2.800	2.100	
				Exec: 8.600	8.600	8.600	7.750	9.100	7.550	
				ND: _____	-0.300	-0.300	_____	_____	_____	
				Final: 11.800	10.800	11.400	10.950	11.900	9.650	66.500
				Place: 17	8	3	18T	2T	21T	8
9	9089	Fonse Amodia	GAA	Diff: 3.500	2.400	3.100	3.200	3.000	2.100	
				Exec: 7.950	9.000	7.350	8.700	8.500	8.250	
				ND: _____	-0.300	-0.300	_____	_____	_____	
				Final: 11.450	11.100	10.150	11.900	11.500	10.350	66.450
				Place: 21	3T	19	7T	6T	15T	9
10	9295	Ahmir Bass	World Class (VA)	Diff: 4.200	2.700	2.700	4.000	2.900	3.000	
				Exec: 8.100	6.150	8.350	9.250	7.400	7.750	
				ND: _____	_____	-0.300	_____	_____	_____	
				Final: 12.300	8.850	10.750	13.250	10.300	10.750	66.200
				Place: 6T	21	12T	1	22	11	10

# 2023 Eastern DP National Championships

## Meet Results







Apr 28-30, 2023

Page: 2

Printed: 5/1/2023 5:45:13 PM

Men / 9 / 9SR\_g1

Session: FR3

Rank	Num	Name	Gym							AA
11	9016	Matthew Polaski	All American	Diff: 2.800 Exec: 9.600 ND: Final: 12.400 Place: 4	2.400 8.400 -0.300 10.500 10*	3.000 8.150 -0.300 10.850 11	2.400 8.850 -0.300 11.250 15*	3.100 7.550 -0.300 10.650 18	2.500 7.850 -0.300 10.350 15T	66.000 11
12	9282	Zachary McKenna	TumbleBees	Diff: 3.500 Exec: 7.800 ND: Final: 11.300 Place: 22	2.500 7.850 -0.300 10.050 15	2.700 8.050 -0.300 10.750 12T	2.800 8.800 -0.300 11.600 12	3.200 8.000 -0.300 11.200 13T	2.100 8.950 -0.300 11.050 6	65.950 12
13	9181	Alex Galsterer	Mid Michigan	Diff: 3.500 Exec: 8.850 ND: Final: 12.350 Place: 5	2.900 7.500 -1.000 9.400 18	3.200 8.300 -0.300 11.200 6	3.200 8.950 -0.300 11.850 9T	2.700 7.500 -0.300 10.200 23	3.000 7.450 -0.300 10.450 13	65.450 13
14T	9185	Callan Asher	New England A. G.	Diff: 3.500 Exec: 8.550 ND: Final: 12.050 Place: 10*	1.700 7.350 -0.300 9.050 20	2.200 9.100 -0.300 11.000 9	3.200 8.300 -0.300 11.500 13	3.000 7.400 -0.300 10.400 21	3.000 8.350 -0.300 11.350 2	65.350 14T
14T	9248	Lucas Ortego	Roth's Crosspoint	Diff: 3.100 Exec: 8.750 ND: Final: 11.850 Place: 16	2.500 8.550 -0.300 11.050 5	2.700 7.600 -0.300 10.000 21	1.600 9.350 -0.300 10.950 18T	3.000 8.100 -0.300 11.100 16	2.900 7.500 -0.300 10.400 14	65.350 14T
16	9092	Lucas Perkins	Gold Coast	Diff: 3.600 Exec: 7.000 ND: Final: 10.600 Place: 23	3.300 6.800 -0.300 10.100 13T	3.100 7.300 -0.300 10.100 20	3.200 8.850 -0.300 12.050 6	2.900 8.300 -0.300 11.200 13T	3.000 7.950 -0.300 10.950 7T	65.000 16
17	9160	Alex Illig	Langley	Diff: 3.200 Exec: 8.500 ND: Final: 11.700 Place: 19	2.800 8.150 -0.300 10.950 7	2.000 8.650 -0.300 10.350 15	1.600 9.200 -0.300 10.800 22	2.700 8.200 -0.300 10.900 17	2.300 7.850 -0.300 10.150 17	64.850 17
18	9090	Duncan Caruk	GTC (CT)	Diff: 3.300 Exec: 8.450 ND: Final: 11.750 Place: 18	4.000 5.800 -0.300 9.800 16	3.100 7.200 -0.300 10.300 16T	2.400 8.000 -0.300 10.400 24	3.300 8.000 -0.300 11.300 11	2.800 8.150 -0.300 10.950 7T	64.500 18
19	9097	Liam Betteridge	Greater Buffalo	Diff: 3.100 Exec: 8.800 ND: Final: 11.900 Place: 14*	1.800 7.650 -0.300 9.450 17	2.400 7.400 -0.300 9.500 22	3.200 8.800 -0.100 11.900 7T	2.500 8.750 -0.300 11.250 12	2.000 8.100 -0.300 10.100 18*	64.100 19
20	9205	Stirling Crum	Palmetto	Diff: 3.100 Exec: 8.800 ND: Final: 11.900 Place: 14*	2.400 7.100 -0.300 9.200 19	2.300 9.350 -0.300 11.350 4	2.200 8.750 -0.300 10.950 18*	2.700 7.800 -0.300 10.500 20	2.000 7.650 -0.300 9.650 21T	63.550 20

# 2023 Eastern DP National Championships

## Meet Results







Apr 28-30, 2023

Page: 3

Printed: 5/1/2023 5:45:13 PM

Men / 9 / 9SR\_g1

Session: FR3

Rank	Num	Name	Gym							AA
21	9274	Wes Goller	Trinity	Diff: 3.500	2.300	3.000	2.200	3.000	2.000	
				Exec: 8.550	5.750	8.000	8.550	8.200	8.850	
				ND: _____	-0.300	-0.300	_____	_____	_____	
				Final: 12.050	7.750	10.700	10.750	11.200	10.850	63.300
				Place: 10*	22	14	23	13T	10	21
22	9252	Chandler Powell	SIGS	Diff: 3.400	2.400	2.100	3.200	2.700	1.800	
				Exec: 8.250	8.400	7.150	7.850	8.750	7.850	
				ND: _____	-0.300	-0.300	_____	_____	_____	
				Final: 11.650	10.500	8.950	11.050	11.450	9.650	63.250
				Place: 20	10*	23	17	10	21T	22
23	9152	Alan Dutt	KMC Gymnastics	Diff: 3.700	1.800	2.800	3.200	2.200	2.000	
				Exec: 9.100	5.350	7.750	9.100	8.400	8.100	
				ND: _____	-0.300	-0.300	_____	_____	_____	
				Final: 12.800	6.850	10.250	12.300	10.600	10.100	62.900
				Place: 1*	23	18	4	19	18*	23
24	9291	VT-AJ DiBasilio	Viking	Diff: 0.000	0.000	0.000	3.200	0.000	0.000	
				Exec: 0.000	0.000	0.000	9.250	0.000	0.000	
				ND: _____	_____	_____	_____	_____	_____	
				Final: 0.000	0.000	0.000	12.450	0.000	0.000	12.450
				Place: 24	24	24	2	24	24	24

# 2023 Eastern DP National Championships

## Meet Results







Apr 28-30, 2023

Page: 1  
Printed: 5/1/2023 5:45:41 PM

Men / 9 / 9SR\_g2

Session: FR3

Judge's Signatures

Rank	Num	Name	Gym							AA
1	9079	Nicolas Juarez-Pong	FGTC	Diff: 3.500	2.400	3.000	4.000	3.400	2.900	70.950 1
				Exec: 8.400	9.000	8.450	8.950	9.050	8.500	
				ND: .	-0.300	-0.300	.	.	.	
				Final: 11.900	11.100	11.150	12.950	12.450	11.400	
				Place: 6*	4T	4T	1	1	1	
2	9041	Jacob Zeldovich	Brestyan's	Diff: 3.200	3.100	3.000	3.200	3.100	2.900	70.500 2
				Exec: 8.200	8.850	9.250	9.100	8.500	8.400	
				ND: .	.	-0.300	.	.	.	
				Final: 11.400	11.950	11.950	12.300	11.600	11.300	
				Place: 16	1	1	2	5	3	
3	9078	Lukas Villa	FGTC	Diff: 3.000	2.500	2.900	3.200	3.200	2.700	68.550 3
				Exec: 9.050	8.600	8.350	9.000	8.450	7.900	
				ND: .	.	-0.300	.	.	.	
				Final: 12.050	11.100	10.950	12.200	11.650	10.600	
				Place: 3	4T	9T	3*	4	12	
4	9147	Bryan Incollingo	Interstate	Diff: 3.000	2.600	2.000	2.200	2.700	1.900	68.100 4
				Exec: 8.850	8.550	9.550	8.800	9.100	9.150	
				ND: .	.	-0.300	.	.	.	
				Final: 11.850	11.150	11.250	11.000	11.800	11.050	
				Place: 8T	3	2	13T	3	8T	
5	9178	Mavric Poe	Michiana	Diff: 3.300	2.400	3.000	2.800	2.900	2.900	67.850 5
				Exec: 8.950	8.600	8.400	9.000	8.000	8.200	
				ND: .	-0.300	-0.300	.	.	.	
				Final: 12.250	10.700	11.100	11.800	10.900	11.100	
				Place: 1T	6	6	6	16	5T	
6	9113	Hayden Schubert	Gymkhana	Diff: 3.400	3.000	3.000	3.200	3.400	2.500	66.250 6
				Exec: 8.050	7.600	7.700	9.000	7.950	8.050	
				ND: .	-0.300	-0.300	.	.	.	
				Final: 11.450	10.300	10.400	12.200	11.350	10.550	
				Place: 15	9T	11T	3*	7	13	
7	9014	Patrick Keane	Aim High Academy	Diff: 3.300	3.300	2.800	2.400	3.100	3.000	65.650 7
				Exec: 8.550	7.350	7.600	7.800	8.350	8.100	
				ND: .	.	.	.	.	.	
				Final: 11.850	10.650	10.400	10.200	11.450	11.100	
				Place: 8T	7T	11T	19	6	5T	
8	9283	Evangelos Chambarry	US Gym Develop Cent.	Diff: 3.300	2.600	2.400	2.200	2.900	3.100	65.350 8
				Exec: 8.200	8.600	8.000	9.250	7.050	8.050	
				ND: .	.	-0.300	.	.	.	
				Final: 11.500	11.200	10.100	11.450	9.950	11.150	
				Place: 14	2	15T	9T	18	4	
9	9272	Brecken Teague	Toledo Turners	Diff: 3.500	3.000	2.600	2.400	2.700	3.200	65.150 9
				Exec: 8.450	5.350	8.900	8.850	8.350	8.150	
				ND: .	.	-0.300	.	.	.	
				Final: 11.950	8.350	11.200	11.250	11.050	11.350	
				Place: 5	20	3	12	11T	2	
10	9284	Xavier Desai	US Gym Develop Cent.	Diff: 3.200	3.200	3.200	2.200	2.800	2.500	65.050 10
				Exec: 7.800	6.800	7.950	8.650	8.350	8.400	
				ND: .	.	.	.	.	.	
				Final: 11.000	10.000	11.150	10.850	11.150	10.900	
				Place: 17	13	4T	15	9	10	

# 2023 Eastern DP National Championships

## Meet Results







Apr 28-30, 2023

Page: 2

Printed: 5/1/2023 5:45:41 PM

Men / 9 / 9SR\_g2

Session: FR3

Rank	Num	Name	Gym							AA
11	9136	Garrett Will	IGA	Diff: 3.200 Exec: 9.050 ND: Final: 12.250 Place: 1T	3.100 7.150 -0.300 10.250 11	3.100 8.200 -0.300 11.000 8	3.200 7.800 -0.300 11.000 13T	2.800 8.300 -0.300 11.100 10	1.900 7.100 -0.300 9.000 19	64.600 11
12	9218	Elliott Riedmiller	Philadelphia Boys	Diff: 3.100 Exec: 8.500 ND: Final: 11.600 Place: 13	2.500 8.450 -0.300 10.650 7T	3.100 7.200 -0.300 10.000 18	2.200 8.600 -0.300 10.800 16	2.700 8.550 -0.300 11.250 8	1.400 8.500 -0.300 9.900 16T	64.200 12
13	9209	Isaiah Irons	Paragon	Diff: 3.100 Exec: 8.750 ND: Final: 11.850 Place: 8T	2.400 7.150 -0.300 9.250 18	2.600 8.650 -0.300 10.950 9T	2.200 9.150 -0.300 11.350 11	2.700 7.200 -0.300 9.900 19	1.700 8.750 -0.300 10.450 14	63.750 13
14T	9294	Quinn Pickering	World Class (NY)	Diff: 3.200 Exec: 7.600 ND: Final: 10.800 Place: 18	2.500 7.000 -0.300 9.500 16T	2.900 7.800 -0.300 10.400 11T	2.400 8.250 -0.100 10.550 17T	3.100 7.900 -0.300 11.000 13	2.800 8.250 -0.300 11.050 8T	63.300 14T
14T	9251	Eli Hill	SEGA (TN)	Diff: 3.500 Exec: 8.500 ND: Final: 12.000 Place: 4	3.100 7.000 -0.300 9.800 14	2.500 7.900 -0.300 10.100 15T	2.200 8.350 -0.300 10.550 17T	2.800 8.150 -0.300 10.950 14T	2.500 7.400 -0.300 9.900 16T	63.300 14T
16	9082	Christopher Bashford	Flipspot	Diff: 2.900 Exec: 8.850 ND: Final: 11.750 Place: 11	3.200 6.300 -0.300 9.500 16T	2.800 7.550 -0.300 10.050 17	2.200 7.800 -0.300 10.000 20	2.900 8.150 -0.300 11.050 11T	2.100 8.150 -0.300 10.250 15	62.600 16
17	9199	Patrick Wick	Olympia	Diff: 3.500 Exec: 8.400 ND: Final: 11.900 Place: 6*	2.400 4.750 -0.300 7.150 22	2.500 7.600 -0.300 9.800 19	2.400 9.050 -0.300 11.450 9T	3.300 7.300 -0.300 10.600 17	2.800 8.300 -0.300 11.100 5T	62.000 17
18	9240	Connor Jublou	Rose's	Diff: 3.200 Exec: 7.400 ND: Final: 10.600 Place: 19	2.600 6.150 -0.300 8.750 19	2.400 7.600 -0.300 9.700 20	2.400 9.300 -0.300 11.700 7	2.400 5.750 -0.300 8.150 21	2.200 8.650 -0.300 10.850 11	59.750 18
19	9072	Zach Kyle	Electric City	Diff: 1.300 Exec: 8.850 ND: Final: 10.150 Place: 20	1.500 7.550 -1.300 7.750 21	1.900 7.950 -0.300 9.550 21	3.200 8.400 -0.300 11.600 8	2.400 5.600 -0.300 8.000 22	2.100 7.650 -0.300 9.750 18	56.800 19
20	9053	Jace Johnson	Carolina Stars	Diff: 3.100 Exec: 8.600 ND: Final: 11.700 Place: 12	1.900 7.650 -0.300 9.550 15	2.000 8.550 -0.300 10.250 14	3.200 8.750 -0.300 11.950 5	2.700 7.150 -0.300 9.850 20	0.000 0.000 -0.300 0.000 20*	53.300 20

# 2023 Eastern DP National Championships

## Meet Results







Apr 28-30, 2023

Page: 3

Printed: 5/1/2023 5:45:41 PM

Men / 9 / 9SR\_g2

Session: FR3

Rank	Num	Name	Gym							AA
21	9186	Colton Corash	New England A.G.	Diff: 0.000	2.900	3.100	0.000	3.300	0.000	
				Exec: 0.000	8.300	8.250	0.000	7.650	0.000	
				ND: .	-1.000	-0.300	.	.	.	
				Final: 0.000	10.200	11.050	0.000	10.950	0.000	32.200
				Place: 22*	12	7	21*	14T	20*	21
22	9179	PB-Jonathan Grice	Michiana	Diff: 0.000	0.000	0.000	0.000	2.900	0.000	
				Exec: 0.000	0.000	0.000	0.000	9.200	0.000	
				ND: .	.	.	.	.	.	
				Final: 0.000	0.000	0.000	0.000	12.100	0.000	12.100
				Place: 22*	23*	22*	21*	2	20*	22
23	9273	PH-Kellan Miesmer	Toledo Turners	Diff: 0.000	3.000	0.000	0.000	0.000	0.000	
				Exec: 0.000	7.300	0.000	0.000	0.000	0.000	
				ND: .	.	.	.	.	.	
				Final: 0.000	10.300	0.000	0.000	0.000	0.000	10.300
				Place: 22*	9T	22*	21*	23*	20*	23
24	9253	FX-Wyatt Moore	SIGS	Diff: 4.100	0.000	0.000	0.000	0.000	0.000	
				Exec: 5.600	0.000	0.000	0.000	0.000	0.000	
				ND: .	.	.	.	.	.	
				Final: 9.700	0.000	0.000	0.000	0.000	0.000	9.700
				Place: 21	23*	22*	21*	23*	20*	24

# 2023 Eastern DP National Championships

## Meet Results

Apr 28-30, 2023







Page: 1

Printed: 5/1/2023 5:45:44 PM

Men / 9 / 9SR\_g3

Session: FR3

Judge's Signatures

Rank	Num	Name	Gym							AA
1	9140	Brayden Comeau	Impact	Diff: 3.300	3.300	3.300	3.200	2.900	2.300	
				Exec: 8.750	8.550	8.550	9.200	9.400	8.800	
				ND: _____	_____	-0.300	_____	_____	_____	
				Final: 12.050	11.850	11.550	12.400	12.300	11.100	71.250
				Place: 10	3	2T	3*	1	9*	1
2	9211	Orion Campbell	Paragon	Diff: 3.100	3.200	2.700	1.600	3.200	2.700	
				Exec: 9.550	9.050	9.150	9.650	7.750	8.850	
				ND: _____	_____	-0.300	_____	_____	_____	
				Final: 12.650	12.250	11.550	11.250	10.950	11.550	70.200
				Place: 1T	1	2T	13	12T	4T	2
3	9190	Christopher Monticone	New Era	Diff: 3.700	2.800	2.700	2.400	3.200	3.200	
				Exec: 8.650	7.800	8.550	8.950	8.500	8.650	
				ND: _____	_____	_____	_____	_____	_____	
				Final: 12.350	10.600	11.250	11.350	11.700	11.850	69.100
				Place: 6T	11	5	11	2	1	3
4	9106	Kyal Vennos Herard	Gym. School Of CT	Diff: 3.600	2.800	2.800	3.200	3.000	2.800	
				Exec: 8.650	8.550	8.600	8.650	7.950	8.650	
				ND: _____	_____	-0.300	_____	_____	_____	
				Final: 12.250	11.350	11.100	11.850	10.950	11.450	68.950
				Place: 9	5	7T	6	12T	6	4
5T	9025	Tiernan Yoder	Apex (VA)	Diff: 3.800	2.600	3.500	3.600	2.900	3.000	
				Exec: 8.550	7.550	7.400	9.400	8.400	7.950	
				ND: _____	_____	_____	_____	_____	_____	
				Final: 12.350	10.150	10.900	13.000	11.300	10.950	68.650
				Place: 6T	17	12	2	6	13T	5T
5T	9060	Jeremy Richard	Chicago Park Dist	Diff: 3.200	2.500	3.400	3.200	2.800	2.500	
				Exec: 9.300	7.800	8.550	8.850	8.450	8.500	
				ND: _____	_____	-0.300	-0.100	_____	_____	
				Final: 12.500	10.300	11.650	11.950	11.250	11.000	68.650
				Place: 5	13T	1	5	7T	11*	5T
7	9056	Daniel Ferrando	Chelsea Piers (NY)	Diff: 2.900	3.100	3.100	3.200	2.900	3.000	
				Exec: 9.000	8.000	8.050	8.500	8.450	8.550	
				ND: _____	_____	-0.300	_____	_____	_____	
				Final: 11.900	11.100	10.850	11.700	11.350	11.550	68.450
				Place: 12T	8	13T	8*	5	4T	7
8T	9191	Danny Gargano	New Era	Diff: 3.700	3.000	3.100	3.200	3.000	3.000	
				Exec: 6.400	8.700	8.400	8.500	8.200	8.800	
				ND: -0.300	_____	-0.300	_____	_____	_____	
				Final: 9.800	11.700	11.200	11.700	11.200	11.800	67.400
				Place: 24	4	6	8*	9T	2	8T
8T	9261	Gregory Corbin	Sterling (MA)	Diff: 3.200	2.800	2.300	2.200	3.000	2.300	
				Exec: 8.450	9.250	9.050	8.100	8.250	8.800	
				ND: _____	_____	-0.300	_____	_____	_____	
				Final: 11.650	12.050	11.050	10.300	11.250	11.100	67.400
				Place: 16T	2	9	21T	7T	9*	8T
10	9277	Bradley Balutanski	Troy	Diff: 3.900	1.700	2.900	4.000	2.400	2.300	
				Exec: 8.750	8.000	7.800	9.250	8.550	8.400	
				ND: _____	-0.300	-0.300	_____	_____	_____	
				Final: 12.650	9.400	10.400	13.250	10.950	10.700	67.350
				Place: 1T	21	19*	1	12T	18	10

# 2023 Eastern DP National Championships

## Meet Results







Apr 28-30, 2023

Page: 2

Printed: 5/1/2023 5:45:44 PM

Men / 9 / 9SR\_g3

Session: FR3

Rank	Num	Name	Gym							AA
11	9276	Aidan McCaffrey	Troy	Diff: 3.000 Exec: 8.700 ND: _____ Final: 11.700 Place: 14T	3.100 8.350 -0.300 11.150 7	2.900 7.800 -0.300 10.400 19*	2.200 8.650 _____ 10.850 16T	3.200 8.350 _____ 11.550 3	2.800 8.800 _____ 11.600 3	67.250 11
12	9206	Jacob Gladu	Panhandle Perfection	Diff: 3.300 Exec: 9.300 ND: _____ Final: 12.600 Place: 3	2.600 7.700 _____ 10.300 13*	2.900 8.400 -0.300 11.000 10*	3.200 8.550 _____ 11.750 7	3.000 7.000 _____ 10.000 23	2.700 8.250 _____ 10.950 13T	66.600 12
13	9200	Colton Brantley	Orlando Gymnastics	Diff: 3.100 Exec: 8.300 ND: _____ Final: 11.400 Place: 20T	2.500 8.400 _____ 10.900 10	3.100 8.300 -0.300 11.100 7T	2.200 9.000 _____ 11.200 14	3.200 8.250 _____ 11.450 4	2.000 8.300 _____ 10.300 20	66.350 13
14	9099	Wyatt Losi	Greater Buffalo	Diff: 3.100 Exec: 8.400 ND: -0.100 Final: 11.400 Place: 20T	2.300 7.800 _____ 10.100 18	2.200 8.900 -0.300 10.800 15T	3.200 9.200 _____ 12.400 3*	2.700 8.250 _____ 10.950 12T	1.600 8.350 _____ 9.950 22	65.600 14
15	9124	Jacob Shinn	Gymstrada	Diff: 2.900 Exec: 9.400 ND: _____ Final: 12.300 Place: 8	2.700 7.300 _____ 10.000 19	2.300 7.950 -0.300 9.950 23	2.200 9.400 _____ 11.600 10	2.800 7.600 _____ 10.400 19T	2.600 8.600 _____ 11.200 8	65.450 15
16	9021	Gavin McDermott	Apex (NY)	Diff: 3.400 Exec: 9.150 ND: _____ Final: 12.550 Place: 4	2.600 7.700 _____ 10.300 13*	2.900 8.700 -0.300 11.300 4	2.200 7.950 _____ 10.150 23	2.500 7.600 _____ 10.100 22	2.800 8.100 _____ 10.900 15	65.300 16
17	9170	Misha Cassidy	Massachusetts Elite	Diff: 3.100 Exec: 8.400 ND: _____ Final: 11.500 Place: 18	2.500 8.200 -0.300 10.400 12	3.000 8.050 -0.300 10.750 17T	1.600 9.250 _____ 10.850 16T	1.900 8.400 _____ 10.300 21	2.800 8.600 _____ 11.400 7	65.200 17
18	9250	Bennett Wilson	SEGA (TN)	Diff: 3.100 Exec: 8.850 ND: _____ Final: 11.950 Place: 11	2.800 7.750 -0.300 10.250 16	2.300 8.850 -0.300 10.850 13T	2.200 9.100 _____ 11.300 12	3.000 6.450 _____ 9.450 24	2.700 8.100 _____ 10.800 16T	64.600 18
19	9183	William Lee	Mid Ohio	Diff: 3.000 Exec: 8.450 ND: _____ Final: 11.450 Place: 19	3.100 6.800 _____ 9.900 20	2.700 8.350 -0.300 10.750 17T	1.600 9.100 -0.100 10.600 20	2.900 8.300 _____ 11.200 9T	2.000 8.600 _____ 10.600 19	64.500 19
20	9048	Marek Sokolowski	CNY Gym Centre	Diff: 3.300 Exec: 8.350 ND: _____ Final: 11.650 Place: 16T	3.300 7.900 _____ 11.200 6	2.700 8.400 -0.300 10.800 15T	3.200 7.950 -0.300 10.850 16T	2.900 8.100 _____ 11.000 11	2.400 6.350 _____ 8.750 23	64.250 20



# 2023 Eastern DP National Championships

## Meet Results







Apr 28-30, 2023

Page: 3

Printed: 5/1/2023 5:45:44 PM

Men / 9 / 9SR\_g3

Session: FR3

Rank	Num	Name	Gym							AA
21	9164	Aditya Choudhari	Let It Shine	Diff: 3.600 Exec: 7.300 ND: . Final: 10.900 Place: 23	2.700 8.250 . 10.950 9	2.900 8.400 -0.300 11.000 10*	2.200 8.900 . 11.100 15	2.700 8.200 . 10.900 16T	1.800 7.800 -1.000 8.600 24	63.450 21
22	9107	Z McKirryher	Gym. School Of CT	Diff: 3.500 Exec: 8.200 ND: . Final: 11.700 Place: 14T	2.500 6.700 . 9.200 22	2.100 7.850 -0.300 9.650 24	2.400 7.900 . 10.300 21T	2.900 7.600 . 10.500 18	2.500 8.500 . 11.000 11*	62.350 22
23	9219	Ryan Hartle	Pittsburgh Northstar	Diff: 2.800 Exec: 9.100 ND: . Final: 11.900 Place: 12T	2.100 6.800 . 8.900 23	2.300 8.050 -0.300 10.050 22	2.200 8.500 . 10.700 19	2.700 7.700 . 10.400 19T	3.000 7.150 . 10.150 21	62.100 23
24	9266	Joel Hickman	Stumpfs	Diff: 3.000 Exec: 8.150 ND: . Final: 11.150 Place: 22	2.400 5.000 -0.300 7.100 24	2.600 7.950 -0.300 10.250 21	2.200 7.500 . 9.700 24	2.600 8.300 . 10.900 16T	2.200 8.600 . 10.800 16T	59.900 24

# 2023 Eastern DP National Championships

## Meet Results







Apr 28-30, 2023

Page: 1  
Printed: 5/1/2023 5:45:47 PM

Men / 9 / 9SR\_g4

Session: FR3

Judge's Signatures

Rank	Num	Name	Gym							AA
1	9193	Nathaniel Rogers	New Era	Diff: 3.800	2.900	3.300	4.000	3.300	3.500	
				Exec: 8.950	8.450	8.350	8.850	8.500	8.350	
				ND:		-0.300				
				Final: 12.750	11.350	11.350	12.850	11.800	11.850	71.950
				Place: 1T	6	6T	1	5	1	1
2	9173	Ayush Gohil	Meadowlands	Diff: 3.400	3.600	2.200	3.200	3.200	3.100	
				Exec: 8.950	8.800	9.550	8.500	8.650	8.550	
				ND:		-0.300				
				Final: 12.350	12.400	11.450	11.700	11.850	11.650	71.400
				Place: 4T	1	4	11	3T	3	2
3	9012	Daniel Vilker	Aim High Academy	Diff: 3.300	3.100	3.300	3.600	3.100	2.800	
				Exec: 9.050	7.950	8.600	8.750	8.750	8.900	
				ND:						
				Final: 12.350	11.050	11.900	12.350	11.850	11.700	71.200
				Place: 4T	10	1	3	3T	2	3
4	9194	Nico Smith	New Era	Diff: 3.400	2.500	3.500	3.200	3.200	2.500	
				Exec: 9.350	8.600	8.200	9.000	8.200	9.100	
				ND:						
				Final: 12.750	11.100	11.700	12.200	11.400	11.600	70.750
				Place: 1T	8T	2	6	9T	4	4
5	9239	Dylan Mills	Reading G.A.	Diff: 3.700	3.100	2.900	3.200	3.300	2.600	
				Exec: 8.650	8.000	8.450	9.350	8.750	8.800	
				ND:		-0.300				
				Final: 12.350	11.100	11.050	12.550	12.050	11.400	70.500
				Place: 4T	8T	11	2	1	5T	5
6	9187	Max Taub	New England A.G.	Diff: 3.200	2.800	2.800	3.200	3.200	2.800	
				Exec: 8.350	9.000	8.600	8.400	8.800	7.700	
				ND:		-0.300	-0.100			
				Final: 11.550	11.800	11.100	11.500	12.000	10.500	68.450
				Place: 19T	3	9T	14	2	14T	6
7	9213	Tyler Ostrowski	Paragon	Diff: 3.300	3.000	3.000	1.600	2.800	2.100	
				Exec: 8.550	9.050	8.400	9.650	8.650	8.250	
				ND:						
				Final: 11.850	12.050	11.400	11.250	11.450	10.350	68.350
				Place: 15T	2	5	17	8	18	7
8	9093	Diego Rodriguez	Gravity Forge	Diff: 3.600	3.400	3.400	3.200	3.000	2.100	
				Exec: 8.900	7.250	8.150	9.050	8.550	7.600	
				ND:						
				Final: 12.500	10.650	11.550	12.250	11.550	9.700	68.200
				Place: 3	11	3	5	7	23	8
9	9220	Peter Scherbak	Precision	Diff: 3.100	2.700	2.700	3.200	2.600	2.700	
				Exec: 9.100	8.800	6.550	8.600	9.050	7.700	
				ND:		-0.300				
				Final: 12.200	11.500	8.950	11.800	11.650	10.400	66.500
				Place: 8	5	25	9*	6	17	9
10	9189	Alex Rosania	New Era	Diff: 3.300	2.500	3.100	2.400	3.300	3.400	
				Exec: 8.650	8.100	7.750	8.350	7.850	7.650	
				ND:		-0.300	-0.300			
				Final: 11.950	10.600	10.550	10.450	11.150	11.050	65.750
				Place: 14	12	15T	24	14T	8T	10

# 2023 Eastern DP National Championships

## Meet Results







Apr 28-30, 2023

Page: 2

Printed: 5/1/2023 5:45:47 PM

Men / 9 / 9SR\_g4

Session: FR3

Rank	Num	Name	Gym							AA
11	9278	Christian Knox	Troy	Diff: 2.800 Exec: 8.750 ND: _____ Final: 11.550 Place: 19T	1.700 7.700 -0.300 9.100 19T	3.000 8.650 -0.300 11.350 6T	3.200 8.850 _____ 12.050 7T	3.000 8.350 _____ 11.350 11T	2.800 7.500 _____ 10.300 19	65.700 11
12	9149	Jon Belkus	Interstate	Diff: 3.300 Exec: 8.750 ND: _____ Final: 12.050 Place: 10T	1.900 7.200 _____ 9.100 19T	1.900 9.250 -0.300 10.850 12	2.400 9.150 _____ 11.550 13	2.200 8.800 _____ 11.000 16T	2.000 8.500 _____ 10.500 14*	65.050 12
13	9279	Christian Haddad	Troy	Diff: 3.000 Exec: 8.850 ND: _____ Final: 11.850 Place: 15T	1.700 8.650 -0.300 10.050 14	2.800 8.000 -0.300 10.500 18	1.600 9.200 _____ 10.800 21	2.100 8.500 _____ 10.600 20	2.800 8.400 _____ 11.200 7	65.000 13
14T	9157	Calder Weinberg	Lake Murray	Diff: 3.100 Exec: 7.900 ND: _____ Final: 11.000 Place: 24	3.300 8.250 _____ 11.550 4	2.600 8.500 -0.300 10.800 13	2.400 9.000 -0.100 11.300 16	2.700 8.100 _____ 10.800 19	2.100 7.250 _____ 9.350 25	64.800 14T
14T	9207	Tommy Leatherberry	Panhandle Perfection	Diff: 3.200 Exec: 8.650 ND: _____ Final: 11.850 Place: 15T	3.200 7.000 _____ 10.200 13	2.800 7.400 -0.300 9.900 19T	3.200 8.400 _____ 11.600 12	2.700 7.850 _____ 10.550 21	2.800 7.900 _____ 10.700 11	64.800 14T
16	9047	Ryan Pietz	C.S. Gymnastics	Diff: 3.600 Exec: 8.700 ND: _____ Final: 12.300 Place: 7	2.600 7.000 _____ 9.600 16	3.000 6.900 _____ 9.900 19T	3.200 8.000 _____ 11.200 18	3.000 7.400 _____ 10.400 22	2.800 8.250 _____ 11.050 8T	64.450 16
17T	9077	Ryan Lambdin	Excleration	Diff: 3.600 Exec: 8.400 ND: _____ Final: 12.000 Place: 12T	2.100 7.300 _____ 9.400 17	3.200 6.500 -0.300 9.400 24	3.200 9.100 _____ 12.300 4	2.800 7.500 _____ 10.300 24T	2.000 9.000 _____ 11.000 10	64.400 17T
17T	9062	Keegan Reynolds	DeVeau's	Diff: 3.400 Exec: 8.300 ND: _____ Final: 11.700 Place: 18	2.800 6.900 _____ 9.700 15	3.400 8.000 -0.300 11.100 9T	2.200 8.600 -0.100 10.700 22T	2.900 8.100 _____ 11.000 16T	2.300 7.900 _____ 10.200 20	64.400 17T
19	9268	Kholton Black	Stumpfs	Diff: 2.900 Exec: 9.100 ND: _____ Final: 12.000 Place: 12T	3.100 4.800 -1.000 6.900 25	2.000 8.950 -0.300 10.650 14	3.200 8.950 -0.100 12.050 7T	2.900 8.450 _____ 11.350 11T	2.300 8.350 _____ 10.650 12T	63.600 19
20	9013	Jack Fallon	Aim High Academy	Diff: 3.300 Exec: 8.050 ND: _____ Final: 11.350 Place: 22T	2.200 6.650 _____ 8.850 21	3.400 6.250 _____ 9.650 22	2.400 8.550 _____ 10.950 19T	3.200 7.950 _____ 11.150 14T	2.800 8.600 _____ 11.400 5T	63.350 20

# 2023 Eastern DP National Championships

## Meet Results







Apr 28-30, 2023

Page: 3

Printed: 5/1/2023 5:45:47 PM

Men / 9 / 9SR\_g4

Session: FR3

Rank	Num	Name	Gym							AA
21	9133	Jacob Dennis	Hocking Valley	Diff: 3.400 Exec: 6.000 ND: . Final: 9.400 Place: 25	3.100 8.100 . 11.200 7	3.100 6.700 -0.300 9.500 23	3.200 8.600 . 11.800 9*	2.900 8.350 . 11.250 13	2.100 7.550 . 9.650 24	62.800 21
22	9184	Aidan Dugan	New England A.G.	Diff: 3.500 Exec: 7.850 ND: . Final: 11.350 Place: 22T	2.800 6.450 . 9.250 18	3.200 7.650 -0.300 10.550 15T	3.200 8.200 . 11.400 15	2.600 7.700 . 10.300 24T	2.900 6.850 . 9.750 22	62.600 22
23	9247	Jasper Brooks	Roth's Crosspoint	Diff: 3.000 Exec: 9.050 ND: . Final: 12.050 Place: 10T	2.600 5.900 . 8.500 22	3.000 7.100 -0.300 9.800 21	1.600 9.350 . 10.950 19T	3.000 8.400 . 11.400 9T	2.000 7.800 . 9.800 21	62.500 23
24	9221	Xavier Liburd	Precision	Diff: 2.900 Exec: 8.650 ND: . Final: 11.550 Place: 19T	2.600 5.300 -0.300 7.600 23	2.800 8.850 -0.300 11.350 6T	2.200 8.500 . 10.700 22T	2.700 7.650 . 10.350 23	2.800 7.850 . 10.650 12T	62.200 24
25	9027	Jared Mitchell	Apollo	Diff: 3.300 Exec: 8.850 ND: . Final: 12.150 Place: 9	1.800 6.500 -1.300 7.000 24	2.600 8.250 -0.300 10.550 15T	2.200 8.050 -0.300 9.950 25	2.800 8.200 . 11.000 16T	2.000 8.500 . 10.500 14*	61.150 25