





					S1	S2	S3	S4	S5	S6	S7	S8	S9	S10	L	E	D	HD	Syn	Total	Score
1.	G2	SANTOS ALBUQUERQUE	Lucas Gabriel	 POR 2002	2.0	2.0	1.5	2.0								3.25	7.1	3.65	7.58	21.580	51.840
				 POR 2006	1.0	2.0	2.0	2.0	2.0	2.0	2.5	1.5	1.0	2.0	0.5	8.15	15.8	9.45	18.44		51.840
2.	G1	NAGATA MITA	Shinya Yasufumi	 JPN 1996	1.0	2.0	2.0	2.0	2.0	3.0	2.0	2.0	2.5	2.5	0	7.90	15.6	9.00	16.02	48.520	51.370
				 JPN 2004	1.5	1.0	2.0	2.0	1.5	2.0	1.0	1.5	2.0	2.0	0	8.35	15.6	9.20	18.22		51.370
3.	Q1	BARKOV TASMAGAMBETOV	Roman Yerlan	 KAZ 2002	2.0	2.0	3.0	2.5	3.0	2.0	3.0	2.0	2.5			6.80	12.8	8.20	12.68	40.480	49.710
				 KAZ 2004	1.5	1.5	2.5	2.5	2.5	2.0	2.5	2.0	2.5	3.0	0	7.75	14.4	9.40	18.16		49.710
4.	Q2	WIZANI FROESCHL	Benny Niklas	 AUT 2001	2.5	1.5	2.5	2.5	2.5	2.0	3.0	2.5	3.5	3.0	1.0	7.35	14.4	9.30	16.60	47.650	49.600
				 AUT 1997	2.0	2.0	2.0	2.0	2.0	2.5	2.5	3.0	2.5	2.5	2.5	2.5	2.5	7.45	14.4	9.25	18.50
5.	Q3	GESUELLI ROWLEY	Cody Isaac	 USA 1998	2.0	3.0	2.5	3.0								2.95	7.1	3.60	6.64	20.290	49.210
				 USA 1999	1.5	3.0	2.5	3.0	2.5	3.0	3.0	3.0	3.0	2.0	2.5	0.5	7.35	16.2	9.30	16.36	49.210
6.	Q4	DAVYDENKO PROSTOROV	Anton Mykola	 UKR 1996	1.0	1.5	1.5	2.0	2.5							4.15	8.4	4.55	9.50	26.600	48.720
				 UKR 1994	1.0	2.0	1.5	2.0	2.5	2.5	1.5	2.0	3.0	3.0	1.0	7.80	15.8	9.00	16.12	48.720	
7.		ALIYEV MUSSABAYEV	Pirmammad Danil	 KAZ 1997	2.0	2.0	2.0	1.0	2.0	1.5	2.5	1.5	2.0	2.5	0	8.10	14.4	9.45	16.32	48.270	48.270
				 KAZ 1998	2.0	1.5	2.0	1.5	2.5	1.0	2.0	2.0	2.0	3.0	0.5	8.00	14.4	9.05	16.76	48.210	
8.	Q5	SHUH AUBIN	Nathan Remy	 CAN 1997	2.0	2.0	2.5	3.0	2.5	2.0	2.5	2.5	3.0	3.0	1.0	7.40	15.2	9.30	16.12	48.020	48.020
				 CAN 2001	2.0	2.5	2.0	3.0	3.0	3.5	3.5	3.5	3.0			6.40	13.4	8.20	14.12	42.120	
9.		LAGINHA SUSTELO MARIANITO	Marco Miguel	 POR 1997	2.0	2.0	2.5	3.0	2.5	2.5						4.55	8.0	5.45	9.72	27.720	41.810
				 POR 2003	2.0	1.5	3.0	2.5	2.5	1.5	2.0	2.5	2.5			7.00	10.9	8.15	15.76	41.810	
10.		SPATT HOPFGARTNER	Martin Georg	 AUT 1994	0.5	0.5	1.0	1.0								3.70	2.3	3.95	6.24	16.190	36.800
				 AUT 2002	1.0	2.0	1.5	1.5	2.0	2.0	2.5	3.0				6.45	9.0	7.35	14.00	36.800	
11.	Q6	CALERO PARRA	Alvaro Santiago	 COL 1991	2.5											0.75	2.0	0.95	1.88	5.580	34.150
				 COL 2005	2.0	1.5	2.5	2.5	2.5	1.5	3.0					5.45	9.2	6.60	12.90	34.150	
12.	R1	FAROUX RENAULT	Josuah Brendan	 FRA 1994	1.5											0.85	2.0	1.00	1.94	5.790	30.110
				 FRA 1996	1.5	2.5	2.5	2.0	2.0	3.0						4.65	10.0	5.40	10.46	-0.4→	30.110
13.	R2	MASHARIPOV KHAKIMOV	Jurabek Abdulaziz	 UZB 2001	1.5	1.5	2.5	2.5	3.0	2.5						4.65	8.6	5.70	6.16	25.110	25.110
				 UZB 2001	1.5											0.85	2.0	0.95	1.68	5.480	
14.		IVANSKYI ROZHKO	Mykyta Dmytro	 UKR 2001	1.0											0.90	2.0	1.00	1.84	5.740	16.080
				 UKR 2002	2.0	2.0	2.5									2.35	5.5	2.55	5.68	16.080	
15.		SHOSTAK PADILLA	Aliaksei Ruben	 USA 1995																DNS	0
				 USA 2001																	
15.		SWADLING MCLEOD	Shaun Leuca	 AUS 1992																DNS	0
				 AUS 2005																	
15.		HERNANDEZ SIERRA	Angel Manuel	 COL 1995																DNS	0
				 COL 2004																	
15.		YAMADA ISEKI	Hiroto Shunta	 JPN 1998																DNS	0
				 JPN 2002																	





**FIG Trampoline World Cup - SANTARÉM 2023** *Event subtitle*  
 Synchronised trampoline – SENIOR FEMALE – Qualification

				S1	S2	S3	S4	S5	S6	S7	S8	S9	S10	L	E	D	HD	Syn	Total	Score	
1.	G2	AHSINGER WEBSTER	Nicole Cheyenne Sarah	USA 1998	2.5	2.5	2.5	2.0	3.0	2.0	2.0	2.0	2.5	3.0	0.5	7.55	13.1	9.15	18.70	48.500	49.180
				USA 1998	3.0	3.0	3.0	2.0	3.0	2.5	2.5	2.0	2.5	3.0	0	7.35	13.1	9.45	19.28	49.180	
2.	Q1	HU ZHU	Yicheng Xueying	CHN 1998	0.5	1.0	1.5	1.0	2.0	2.0	1.5	2.0				6.85	9.7	7.30	14.68	38.530	48.770
				CHN 1998	0.5	1.0	2.0	1.0	2.0	2.0	1.5	1.5	2.0	2.0	0	8.45	12.4	9.60	18.32	48.770	
3.	G1	STEVENS VAN NATTA	Jessica Trinity	USA 2000	2.5	2.0	3.0	2.0	3.0	2.0	3.0	3.5	3.0	0.5	7.25	11.3	9.05	19.64	47.240	47.240	
				USA 1999	2.0	2.0	3.0	2.5	3.5	2.5	3.0	3.5	3.0	3.0	6.0	6.60	11.4	9.20	15.80	43.000	
4.	Q2	KIRYU TAMURA	Risa Narumi	JPN 1998	2.5	1.0	2.5	3.0	3.0	2.0	3.0	2.0	2.5	0	7.65	12.9	9.35	16.96	46.860	46.860	
				JPN 1997	2.0											0.80	2.0	0.95	1.96	5.710	
5.	Q3	MAIOR CORREIA	Ingrid Sofia	POR 1996	1.0	2.5	2.5	2.5	1.5	0.5	2.5	2.5	2.0	2.5	1.5	7.85	11.1	9.20	18.60	46.750	46.750
				POR 2001	1.0	3.0	2.0	3.0	2.5	1.5	2.5	2.5	2.0	3.0	0.5	7.65	11.1	9.10	16.20	44.050	
6.		SAKURAI TANAKA	Ena Kiko	JPN 2003	1.5	1.0	2.0	2.0	1.5	2.0	2.0	1.0	2.0	2.5	0.5	8.20	11.2	9.40	17.42	46.220	46.220
				JPN 2006	1.5	1.0										1.75	2.5	1.85	3.32	9.420	
7.	Q4	GOMES GOMES	Camilla Alice	BRA 1994	0.5	1.0	2.0	2.0	2.0	2.0	2.5	3.0	2.0	3.0	1.0	7.90	11.3	8.95	17.64	45.790	46.200
				BRA 1999	0.5	0.5	2.0	1.0	2.5	1.0	2.0	2.5	2.0	2.5	0	8.35	10.7	9.25	17.90	46.200	
8.	Q5	SCHULDT FREY	Christine Luka Kristien	GER 2002	2.5	1.5	3.0	2.5	2.0	1.5	2.0	2.0	2.0	2.5	0.5	7.80	9.9	9.40	18.60	45.700	45.700
				GER 2004	3.0	2.0										1.50	2.1	1.90	3.58	9.080	
9.	Q6	APAKIDZE RAGIMOVI	Anano Mariam	GEO 2004	1.5	1.0	2.0	2.0	2.0	2.0	1.0	2.5	2.0	0.5	8.15	11.0	8.95	17.54	45.640	45.640	
				GEO 2006	2.0	2.5	2.5									2.30	4.4	2.85	5.68	15.230	
10.	R1	FLYNN TAM	Gabriella Rachel	CAN 2001	1.0	2.5	3.0	2.5	3.0	3.0	3.5	2.5	3.0	3.0	1.0	7.20	12.1	9.05	15.60	43.950	45.220
				CAN 1998	1.5	2.5	3.0	2.5	2.5	3.0	3.5	3.0	3.0	3.0	1.0	7.15	12.1	9.65	16.32	45.220	
11.	R2	PRIEUR BRECHE	Marine Anais	FRA 2001	2.0	1.5	1.5	2.0	2.0	2.0	1.5	1.5	2.0	2.0	0	8.20	10.0	9.25	17.72	45.170	45.170
				FRA 2000	2.0	1.5	2.0	2.5	2.0	2.0	2.0	1.0	2.0	2.0	0	8.10	10.0	9.20	17.26	44.560	
12.		HAGARTY FLORIAN	Carina Imogen	AUS 2000	2.0	3.0	2.0	2.5	3.0	3.0	2.0	1.5	2.5	3.0	1.0	7.45	11.6	9.35	16.50	44.900	45.050
				AUS 2001	2.5	3.0	2.0	2.5	3.0	3.0	2.0	1.5	3.0	3.0	0.5	7.40	11.6	8.85	17.20	45.050	
13.		METHOT MILETTE	Sophiane Sarah	CAN 1998	2.0	2.0	2.5	2.0	1.5	2.0	1.5	1.0	2.0	2.5	0	8.10	11.8	9.00	15.96	44.860	44.860
				CAN 1997	2.0	2.0	2.0	1.5	2.0	2.0	1.5	1.0	2.0	3.5	1.5	7.90	11.8	9.10	16.20	-0.2→44.800	
14.		GOLOVINA JANIGAVA	Luba Teona	GEO 1990	0.5	1.5	2.5	1.5	1.0	1.5	2.5	2.0				6.70	6.7	7.40	13.76	34.560	44.550
				GEO 1997	0.5	1.5	2.5	1.5	0.5	1.0	2.0	0.5	0.5	1.5	0.5	8.75	7.6	9.50	18.70	44.550	
15.		ALAROVA PIATAKOVA	Sofia Veronika	UKR 2006	2.5	1.5	2.0	2.5	2.5	3.0	2.0	2.5	2.0	3.0	0	7.65	10.4	9.30	16.66	44.010	44.500
				UKR 2006	2.0	1.5	2.0	3.0	3.0	2.5	2.0	2.0	2.0	3.0	0	7.70	10.4	9.10	17.30	44.500	
16.		PINHEIRO NOBRE	Margarida Alice	POR 2006	2.0	3.0	2.0	2.0	2.0	2.0	3.0	2.5	2.5	3.5	1.0	7.45	9.3	9.05	18.50	44.300	44.390
				POR 2003	2.0	2.5	2.5	2.5	2.0	2.0	2.5	1.5	2.0	3.5	0.5	7.65	9.3	9.30	18.14	44.390	
17.		STJAERNBORG LENJESSON	Tuva Saga	SWE 2006	3.0	2.5	3.0	3.5	2.5	2.0	3.0	2.5	3.0	4.0	1.5	6.95	9.8	9.40	18.08	44.230	44.230
				SWE 2004	3.0	2.5	3.0	3.5	3.0	2.5	3.0	2.5	3.0	4.0	1.5	6.85	9.8	9.15	17.12	42.920	
18.		WATTS PICKERING	Abbie Jessica	AUS 1997	3.0	3.0	3.5	3.0								2.75	5.6	3.65	5.92	17.920	36.430
				AUS 2001	2.0	3.0	3.0	2.5	3.0	2.0	2.0	2.5				6.00	9.1	7.25	14.08	36.430	
19.		MALKOVA KULESHOVA	Svitlana Kateryna	UKR 1990	2.5	2.0	3.0	2.0	2.5	3.0						4.50	7.9	5.60	9.84	27.840	27.840
				UKR 2001	2.5											0.75	1.5			2.250	
20.		HERNANDEZ OSSA	Katish Alison	COL 1992	3.0											0.70	1.3	0.95	1.80	4.750	19.020
				COL 2005	3.0	2.0	2.5	3.5								2.90	4.8	3.50	7.82	19.020	

