

NCAA Gymnastics Score Sheet

Teams: Home Michigan State University Visitor Ohio State University

Date Apr 3, 2025 Place Penn State University Attendance 2687

		Michigan State University								Ohio State University													
Name		1	2	3	4	5	6	nd	AVE	Name		1	2	3	4	5	6	nd	AVE				
V A L T	1	MaKayla Tucker	618	9.75	9.85	9.85	9.85				9.850	1	Sidney Washington	720	9.90	9.85	9.80	9.85				9.850	
	2	Amy Doyle	603	9.85	9.85	9.85	9.90				9.850	2	Rylee Guevara	707	9.75	9.80	9.75	9.70					9.750
	3	Olivia Zsarmani	619	9.90	9.90	9.85	9.90				9.900	3	Karleigh Reutzel	714	9.75	9.80	9.75	9.80					9.775
	4	Nikki Smith	615	9.85	9.85	9.90	9.85				9.850	4	Kaitlyn Grimes	706	9.80	9.85	9.85	9.85					9.850
	5	Gabrielle Stephen	616	10.00	9.95	10.00	10.00				10.000	5	Cameron Smith	716	9.90	9.85	9.90	9.90					9.900
	6	Sage Kellerman	608	9.90	9.95	9.90	9.95				9.925	6	Tory Vetter	717	9.85	9.85	9.85	9.85					9.850

Vault Score: **49.525** Running Score: **49.525** Vault Score: **49.225** Running Score: **49.225**

		Michigan State University								Ohio State University												
Name		1	2	3	4	5	6	nd	AVE	Name		1	2	3	4	5	6	nd	AVE			
B A R S	1	Amy Doyle	603	9.80	9.85	9.85	9.85				9.850	1	Sidney Washington	720	9.75	9.80	9.85	9.80				9.800
	2	Gabrielle Stephen	616	9.95	9.90	9.95	9.95				9.950	2	Grace Walker	718	9.85	9.85	9.80	9.80				9.825
	3	Olivia Zsarmani	619	9.85	9.90	9.85	9.85				9.850	3	Karleigh Reutzel	714	9.80	9.70	9.85	9.70				9.750
	4	Nikki Smith	615	9.95	9.90	9.95	9.90				9.925	4	Tory Vetter	717	9.80	9.90	9.80	9.80				9.800
	5	Delanie Harkness	605	9.80	9.85	9.85	9.80				9.825	5	Maisyn Rader	713	9.80	9.90	9.85	9.80				9.825
	6	Sage Kellerman	608	9.90	9.85	9.90	9.85				9.875	6	Kate Parks	712	9.85	9.70	9.80	9.70				9.750

Bars Score: **49.450** Running Score: **98.975** Bars Score: **49.000** Running Score: **98.225**

		Michigan State University								Ohio State University												
Name		1	2	3	4	5	6	nd	AVE	Name		1	2	3	4	5	6	nd	AVE			
B E A M	1	Skyla Schulte	614	9.80	9.90	9.85	9.85				9.850	1	Rylee Guevara	707	9.80	9.80	9.85	9.80				9.800
	2	Cady Duplissis	604	9.75	9.80	9.75	9.80				9.775	2	Cameron Smith	716	9.45	9.75	9.85	9.75				9.750
	3	Emma Misenheimer	611	9.75	9.75	9.75	9.75				9.750	3	Grace Walker	718	9.80	9.40	9.70	9.70				9.700
	4	Delanie Harkness	605	9.85	9.85	9.85	9.85				9.850	4	Tory Vetter	717	9.90	9.85	9.90	9.90				9.900
	5	Nikki Smith	615	9.90	9.85	9.80	9.90				9.875	5	Maisyn Rader	713	9.80	9.80	9.80	9.85				9.800
	6	Gabrielle Stephen	616	9.90	9.90	9.90	9.95				9.900	6	Jojo Warga	719	9.80	9.80	9.85	9.90				9.825

Beam Score: **49.250** Running Score: **148.225** Beam Score: **49.075** Running Score: **147.300**

		Michigan State University								Ohio State University												
Name		1	2	3	4	5	6	nd	AVE	Name		1	2	3	4	5	6	nd	AVE			
F L O O R	1	Delanie Harkness	605	9.90	9.90	9.90	9.80				9.900	1	Sidney Washington	720	9.90	9.80	9.80	9.80				9.800
	2	MaKayla Tucker	618	9.85	9.80	9.80	9.85				9.825	2	Kaitlyn Grimes	706	9.80	9.85	9.85	9.85				9.850
	3	Elle Beaufait	602	9.85	9.85	9.90	9.85				9.850	3	Rylee Guevara	707	9.85	9.85	9.90	9.85				9.850
	4	Gabrielle Stephen	616	9.90	9.85	9.90	9.90				9.900	4	Tory Vetter	717	9.85	9.85	9.85	9.90				9.850
	5	Nikki Smith	615	9.90	9.90	9.95	9.85				9.900	5	Mallory Gregory	705	9.75	9.75	9.75	9.75				9.750
	6	Skyla Schulte	614	9.85	9.85	9.85	9.80				9.850	6	Maisyn Rader	713	9.75	9.75	9.70	9.75				9.750

Floor Score: **49.400** Running Score: **197.625** Floor Score: **49.100** Running Score: **196.400**

Final Team Score: **197.625**

Final Team Score: **196.400**

All-Arounders

All-Arounders

	Smith	Stephen						Vetter						
VT	9.850	10.000						9.850						
UB	9.925	9.950						9.800						
BB	9.875	9.900						9.900						
FX	9.900	9.900						9.850						
AA	39.550	39.750						39.400						

Judge's Signatures			
VT 1	UB 1	BB 1	FX 1
Melissa Marcucci (N)	Debbie Campbell (N)	Richard Sabel (N)	Susan Leonelli (N)
VT 2	UB 2	BB 2	FX 2
Cheryl Gambuti (N)	Rose Casterline (N)	Kay Ferguson Connelly (N)	Laurie Mason (Wiley) (N)
VT 3	UB 3	BB 3	FX 3
Jay Miller (N)	Lydia Messenger (N)	Lorraine Duffy (N)	Judy Johnson-Durr (N)
VT 4	UB 4	BB 4	FX 4
Pamela Halker (N)	Daren Renna (N)	Stephanie Kuhlmann (N)	Kelly-Ann Rayle (N)

Coach's Signature Mike Rowe Coach's Signature Meredith Paulicivic

NCAA Gymnastics Score Sheet

Teams: Home Pennsylvania State University

Visitor University of Kentucky

Date Apr 3, 2025

Place Penn State University

Attendance

2687

		Home								Visitor									
Name		1	2	3	4	5	6	nd	AVE	Name		1	2	3	4	5	6	nd	AVE
V A L T	1 Ellie Monahan	813	9.75	9.75	9.70	9.75			9.750	1 Delay nee Rodriguez	218	9.85	9.85	9.80	9.90				9.850
	2 Elina Vihrova	816	9.75	9.75	9.70	9.65			9.725	2 Jillian Procasky	214	9.90	9.90	9.90	9.90				9.900
	3 Allison Kaempfer	806	9.75	9.80	9.80	9.85			9.800	3 Cecily Rizo	217	9.80	9.80	9.85	9.80				9.800
	4 Elizabeth Leary	809	9.80	9.85	9.85	9.90			9.850	4 Makenzie Wilson	219	9.90	9.90	9.90	9.90				9.900
	5 Isabella Salcedo	815	9.75	9.75	9.65	9.70			9.725	5 Isabella Magnelli	211	9.85	9.90	9.90	9.80				9.875
	6 Maddie Johnston	805	9.85	9.85	9.80	9.80			9.825	6 Skylar Killough-Wilhel	208	9.85	9.80	9.80	9.85				9.825

Vault Score: **48.950** Running Score: **48.950** Vault Score: **49.350** Running Score: **49.350**

		Home								Visitor									
Name		1	2	3	4	5	6	nd	AVE	Name		1	2	3	4	5	6	nd	AVE
B A R S	1 Maddie Johnston	805	9.00	8.95	9.05	9.05			9.025	1 Cecily Rizo	217	9.80	9.80	9.80	9.75				9.800
	2 Elina Vihrova	816	9.80	9.70	9.75	9.80			9.775	2 Annie Reigert	215	9.80	9.85	9.75	9.85				9.825
	3 Elizabeth Leary	809	9.80	9.85	9.80	9.85			9.825	3 Jillian Procasky	214	9.90	9.95	9.95	9.90				9.925
	4 Gabrielle Gallentine	802	9.80	9.80	9.90	9.85			9.825	4 Isabella Rivelli	216	9.90	9.90	9.90	9.85				9.900
	5 Dani Latronica	808	9.85	9.80	9.80	9.75			9.800	5 Delay nee Rodriguez	218	9.85	9.90	9.90	9.90				9.900
	6 Cassi Barbanente	801	9.75	9.80	9.75	9.75			9.750	6 Skylar Killough-Wilhel	208	9.90	9.85	9.90	9.85				9.875

Bars Score: **48.975** Running Score: **97.925** Bars Score: **49.425** Running Score: **98.775**

		Home								Visitor									
Name		1	2	3	4	5	6	nd	AVE	Name		1	2	3	4	5	6	nd	AVE
B E A M	1 Ashley Maul	810	9.80	9.85	9.75	9.80			9.800	1 Delay nee Rodriguez	218	9.55	9.85	9.85	9.90				9.850
	2 Elizabeth Leary	809	9.85	9.80	9.90	9.85			9.850	2 Cresly n Brose	203	9.70	9.30	9.80	9.65				9.675
	3 Kalea McElligott	811	9.80	9.85	9.85	9.80			9.825	3 Sharon Lee	210	9.70	9.75	9.75	9.75				9.750
	4 Isabella Salcedo	815	9.85	9.80	9.30	9.85			9.825	4 Chesney Bennett	202	9.90	9.90	9.90	9.90				9.900
	5 Dani Latronica	808	9.80	9.85	9.85	9.85			9.850	5 Skylar Killough-Wilhel	208	9.95	9.90	9.90	9.90				9.900
	6 Maddie Johnston	805	9.70	9.75	9.75	9.75			9.750	6 Isabella Magnelli	211	9.95	9.95	9.95	9.95				9.950

Beam Score: **49.150** Running Score: **147.075** Beam Score: **49.350** Running Score: **148.125**

		Home								Visitor									
Name		1	2	3	4	5	6	nd	AVE	Name		1	2	3	4	5	6	nd	AVE
F L O O R	1 Ashley Maul	810	9.75	9.80	9.85	9.75			9.775	1 Jillian Procasky	214	9.80	9.85	9.90	9.85				9.850
	2 Allison Kaempfer	806	9.75	9.80	9.75	9.70			9.750	2 Isabella Magnelli	211	9.90	9.85	9.90	9.85				9.875
	3 Elizabeth Leary	809	9.75	9.85	9.85	9.85			9.850	3 Cecily Rizo	217	9.80	9.85	9.85	9.80				9.825
	4 Bella Misiura	812	9.85	9.80	9.80	9.70			9.800	4 Delay nee Rodriguez	218	9.55	9.75	9.70	9.65			-0.1	9.575
	5 Alyssa Kramer	807	9.85	9.85	9.90	9.85			9.850	5 Skylar Killough-Wilhel	208	9.90	9.90	9.95	9.80				9.900
	6 Kalea McElligott	811	9.80	9.90	9.90	9.85			9.875	6 Cresly n Brose	203	9.95	9.95	10.00	9.90				9.950

Floor Score: **49.150** Running Score: **196.225** Floor Score: **49.400** Running Score: **197.525**

Final Team Score: **196.225**

Final Team Score: **197.525**

All-Arounders

All-Arounders

	Leary						Killough-Wilh	Rodriguez					
VT	9.850						9.825	9.850					
UB	9.825						9.875	9.900					
BB	9.850						9.900	9.850					
FX	9.850						9.900	9.575					
AA	39.375						39.500	39.175					

Judge's Signatures			
VT 1	UB 1	BB 1	FX 1
Melissa Marcucci (N)	Debbie Campbell (N)	Richard Sabel (N)	Susan Leonelli (N)
VT 2	UB 2	BB 2	FX 2
Cheryl Gambuti (N)	Rose Casterline (N)	Kay Ferguson Connelly (N)	Laurie Mason (Wiley) (N)
VT 3	UB 3	BB 3	FX 3
Jay Miller (N)	Lydia Messenger (N)	Lorraine Duffy (N)	Judy Johnson-Durr (N)
VT 4	UB 4	BB 4	FX 4
Pamela Halker (N)	Daren Renna (N)	Stephanie Kuhlmann (N)	Kelly-Ann Rayle (N)

Coach's Signature Sarah Brown

Coach's Signature Tim Garrison

NCAA Gymnastics Score Sheet

Teams: Home George Washington University Visitor Towson University

Date Apr 3, 2025 Place Penn State University Attendance 2687

		Home								Visitor									
Name		1	2	3	4	5	6	nd	AVE	Name		1	2	3	4	5	6	nd	AVE
V A U L T	1 Delaney DeHaan 1001	9.85	9.80	9.85	9.80				9.825	1 Isabella Minervini 1012	9.80	9.85	9.80	9.75					9.800

Vault Score: **9.825** Running Score: **9.825** Vault Score: **9.800** Running Score: **9.800**

B A R S	1 Delaney DeHaan 1001	9.10	9.10	9.20	9.00				9.100	1 Isabella Minervini 1012	9.90	9.90	9.90	9.90					9.900
	2 Lola Montev ago 1002	9.85	9.80	9.85	9.85				9.850										

Bars Score: **18.950** Running Score: **28.775** Bars Score: **9.900** Running Score: **19.700**

B E A M	1 Delaney DeHaan 1001	9.85	9.85	9.80	9.80				9.825	1 Clara Hong 1011	9.45	9.50	9.70	9.50					9.500
	2 Deana Sheremeta 1003	9.00	9.20	9.15	9.15				9.150	2 Isabella Minervini 1012	9.80	9.75	9.80	9.85					9.800

Beam Score: **18.975** Running Score: **47.750** Beam Score: **19.300** Running Score: **39.000**

F L O O R	1 Delaney DeHaan 1001	9.85	9.85	9.80	9.90				9.850	1 Isabella Minervini 1012	9.85	9.85	9.90	9.85					9.850
	2 Deana Sheremeta 1003	9.80	9.90	9.80	9.85				9.825										
	3 Kendall Whitman 1004	9.85	9.85	9.80	9.85				9.850										

Floor Score: **29.525** Running Score: **77.275** Floor Score: **9.850** Running Score: **48.850**

Final Team Score: **77.275**

Final Team Score: **48.850**

All-Arounders

All-Arounders

VT	DeHaan									Minervini									
	9.825										9.800								
	UB	9.100									9.900								
	BB	9.825									9.800								
	FX	9.850									9.850								
	AA	38.600									39.350								

Judge's Signatures VT 1		UB 1		BB 1		FX 1	
Melissa Marcucci (N)		Debbie Campbell (N)		Richard Sabel (N)		Susan Leonelli (N)	
VT 2		UB 2		BB 2		FX 2	
Cheryl Gambuti (N)		Rose Casterline (N)		Kay Ferguson Connelly (N)		Laurie Mason (Wiley) (N)	
VT 3		UB 3		BB 3		FX 3	
Jay Miller (N)		Lydia Messenger (N)		Lorraine Duffy (N)		Judy Johnson-Durr (N)	
VT 4		UB 4		BB 4		FX 4	
Pamela Halker (N)		Daren Renna (N)		Stephanie Kuhlmann (N)		Kelly-Ann Rayle (N)	

Coach's Signature Stephanie Stoicovy Worrell Coach's Signature Jay Ramirez

NCAA Gymnastics Score Sheet

Teams: Home University of Pittsburgh Visitor _____

Date Apr 3, 2025 Place Penn State University Attendance 2687

Name		1	2	3	4	5	6	nd	AVE	Name		1	2	3	4	5	6	nd	AVE
V A U L T	1 Elizabeth Cesarone	1010	9.80	9.80	9.75	9.85			9.800										

Vault Score: 9.800 Running Score: 9.800 Vault Score: 0.000 Running Score: 0.000

B A R S																			

Bars Score: 0.000 Running Score: 9.800 Bars Score: 0.000 Running Score: 0.000

B E A M																			

Beam Score: 0.000 Running Score: 9.800 Beam Score: 0.000 Running Score: 0.000

F L O O R																			

Floor Score: 0.000 Running Score: 9.800 Floor Score: 0.000 Running Score: 0.000

Final Team Score: 9.800

Final Team Score: 0.000

All-Arounders

All-Arounders

V T																			

Judge's Signatures	VT 1 Melissa Marcucci (N)	UB 1 Debbie Campbell (N)	BB 1 Richard Sabel (N)	FX 1 Susan Leonelli (N)
	VT 2 Cheryl Gambuti (N)	UB 2 Rose Casterline (N)	BB 2 Kay Ferguson Connelly (N)	FX 2 Laurie Mason (Wiley) (N)
	VT 3 Jay Miller (N)	UB 3 Lydia Messenger (N)	BB 3 Lorraine Duffy (N)	FX 3 Judy Johnson-Durr (N)
	VT 4 Pamela Halker (N)	UB 4 Daren Renna (N)	BB 4 Stephanie Kuhlmann (N)	FX 4 Kelly-Ann Rayle (N)

Coach's Signature CaseyJo MacPherson Coach's Signature _____





2025 Penn State Regional - Round 2

Team Results

Women / 10

Session: 1

Apr 3, 2025





Rank	Gym	Team	Score				
1	Michigan State	X	197.625	49.525	49.450	49.250	49.400
				1	1	2	1T
	616 Gabrielle Stephen			10.000	9.950	9.900	9.900
	608 Sage Kellerman			9.925	9.875		
	619 Olivia Zsarmani			9.900	9.850		
	615 Nikki Smith			9.850	9.925	9.875	9.900
	603 Amy Doyle			9.850	9.850		
	605 Delanie Harkness					9.850	9.900
	614 Skyla Schulte					9.850	9.850
	604 Cady Duplissis					9.775	
	602 Elle Beaufait						9.850
2	Kentucky	X	197.525	49.350	49.425	49.350	49.400
				2	2	1	1T
	214 Jillian Procasky			9.900	9.925		9.850
	219 Makenzie Wilson			9.900			
	211 Isabella Magnelli			9.875		9.950	9.875
	218 Delaynee Rodriguez			9.850	9.900	9.850	
	208 Skylar Killough-Wilhelm			9.825	9.875	9.900	9.900
	216 Isabella Rivelli				9.900		
	215 Annie Reigert				9.825		
	202 Chesney Bennett					9.900	
	210 Sharon Lee					9.750	
	203 Creslyn Brose						9.950
	217 Cecily Rizo						9.825
3	Ohio State	X	196.400	49.225	49.000	49.075	49.100
				3	3	4	4
	716 Cameron Smith			9.900		9.750	
	717 Tory Vetter			9.850	9.800	9.900	9.850
	720 Sidney Washington			9.850	9.800		9.800
	706 Kaitlyn Grimes			9.850			9.850
	714 Karleigh Reutzell			9.775	9.750		
	713 Maisyn Rader				9.825	9.800	9.750
	718 Grace Walker				9.825		
	719 Jojo Warga					9.825	
	707 Rylee Guevara					9.800	9.850

2025 Penn State Regional - Round 2

Team Results

Women / 10
Session: 1

Apr 3, 2025

Rank	Gym	Team	Score				
4	Penn State	X	196.225	48.950	48.975	49.150	49.150
				4	4	3	3
	809	Elizabeth Leary		9.850	9.825	9.850	9.850
	805	Maddie Johnston		9.825			
	806	Allison Kaempfer		9.800			
	813	Ellie Monahan		9.750			
	815	Isabella Salcedo		9.725		9.825	
	802	Gabrielle Gallentine			9.825		
	808	Dani Latronica			9.800	9.850	
	816	Elina Vihrova			9.775		
	801	Cassi Barbanente			9.750		
	811	Kalea McElligott				9.825	9.875
	810	Ashley Maul				9.800	9.775
	807	Alyssa Kramer					9.850
	812	Bella Misiura					9.800

2025 Penn State Regional - Round 2

Event Results - Vault

Apr 3, 2025

Page: 1
Printed: 4/3/2025 3:14 PM

Women / 10
Session: 1



Rank	Num	Name	Gym	Start	Score	Out
1	616	Gabrielle Stephen	Michigan State	___	10.000	0.000
2	608	Sage Kellerman	Michigan State	___	9.925	0.075
3T	214	Jillian Procasky	Kentucky	___	9.900	0.100
3T	619	Olivia Zsarmani	Michigan State	___	9.900	0.100
3T	716	Cameron Smith	Ohio State	___	9.900	0.100
3T	219	Makenzie Wilson	Kentucky	___	9.900	0.100
7	211	Isabella Magnelli	Kentucky	___	9.875	0.125
8T	615	Nikki Smith	Michigan State	___	9.850	0.150
8T	717	Tory Vetter	Ohio State	___	9.850	0.150
8T	809	Elizabeth Leary	Penn State	___	9.850	0.150
8T	218	Delaynee Rodriguez	Kentucky	___	9.850	0.150
8T	720	Sidney Washington	Ohio State	___	9.850	0.150
8*	706	Kaitlyn Grimes	Ohio State	___	9.850	0.150
8*	603	Amy Doyle	Michigan State	___	9.850	0.150
8T	618	MaKayla Tucker	Michigan State	___	9.850	0.150
16T	208	Skylar Killough-Wilhelm	Kentucky	___	9.825	0.175
16T	1001	Delaney DeHaan	George Washington	___	9.825	0.175
16T	805	Maddie Johnston	Penn State	___	9.825	0.175
19T	1012	Isabella Minervini	Towson	___	9.800	0.200
19T	217	Cecily Rizo	Kentucky	___	9.800	0.200
19T	806	Allison Kaempfer	Penn State	___	9.800	0.200
19T	1010	Elizabeth Cesarone	Pittsburgh	___	9.800	0.200
23	714	Karleigh Reutzel	Ohio State	___	9.775	0.225
24T	707	Rylee Guevara	Ohio State	___	9.750	0.250
24T	813	Ellie Monahan	Penn State	___	9.750	0.250
26T	815	Isabella Salcedo	Penn State	___	9.725	0.275
26T	816	Elina Vihrova	Penn State	___	9.725	0.275

2025 Penn State Regional - Round 2

Event Results - Bars

Apr 3, 2025

Page: 1
Printed: 4/3/2025 3:14 PM

Women / 10
Session: 1



Rank	Num	Name	Gym	Start	Score	Out
1	616	Gabrielle Stephen	Michigan State	___	9.950	0.000
2T	615	Nikki Smith	Michigan State	___	9.925	0.025
2T	214	Jillian Procasky	Kentucky	___	9.925	0.025
4T	1012	Isabella Minervini	Towson	___	9.900	0.050
4T	218	Delaynee Rodriguez	Kentucky	___	9.900	0.050
4T	216	Isabella Rivelli	Kentucky	___	9.900	0.050
7T	208	Skylar Killough-Wilhelm	Kentucky	___	9.875	0.075
7T	608	Sage Kellerman	Michigan State	___	9.875	0.075
9T	619	Olivia Zsarmani	Michigan State	___	9.850	0.100
9T	603	Amy Doyle	Michigan State	___	9.850	0.100
9T	1002	Lola Montevago	George Washington	___	9.850	0.100
12T	809	Elizabeth Leary	Penn State	___	9.825	0.125
12T	605	Delanie Harkness	Michigan State	___	9.825	0.125
12T	713	Maisyn Rader	Ohio State	___	9.825	0.125
12T	718	Grace Walker	Ohio State	___	9.825	0.125
12*	802	Gabrielle Gallentine	Penn State	___	9.825	0.125
12*	215	Annie Reigert	Kentucky	___	9.825	0.125
18T	717	Tory Vetter	Ohio State	___	9.800	0.150
18T	720	Sidney Washington	Ohio State	___	9.800	0.150
18T	217	Cecily Rizo	Kentucky	___	9.800	0.150
18T	808	Dani Latronica	Penn State	___	9.800	0.150
22	816	Elina Vihrova	Penn State	___	9.775	0.175
23T	714	Karleigh Reutzel	Ohio State	___	9.750	0.200
23*	801	Cassi Barbanente	Penn State	___	9.750	0.200
23*	712	Kate Parks	Ohio State	___	9.750	0.200
26	1001	Delaney DeHaan	George Washington	___	9.100	0.850
27	805	Maddie Johnston	Penn State	___	9.025	0.925

2025 Penn State Regional - Round 2

Event Results - Beam

Apr 3, 2025

Page: 1
Printed: 4/3/2025 3:14 PM

Women / 10
Session: 1



Rank	Num	Name	Gym	Start	Score	Out
1	211	Isabella Magnelli	Kentucky	___	9.950	0.000
2T	616	Gabrielle Stephen	Michigan State	___	9.900	0.050
2T	208	Skylar Killough-Wilhelm	Kentucky	___	9.900	0.050
2T	717	Tory Vetter	Ohio State	___	9.900	0.050
2T	202	Chesney Bennett	Kentucky	___	9.900	0.050
6	615	Nikki Smith	Michigan State	___	9.875	0.075
7T	809	Elizabeth Leary	Penn State	___	9.850	0.100
7T	218	Delaynee Rodriguez	Kentucky	___	9.850	0.100
7T	605	Delanie Harkness	Michigan State	___	9.850	0.100
7T	614	Skyla Schulte	Michigan State	___	9.850	0.100
7T	808	Dani Latronica	Penn State	___	9.850	0.100
12T	1001	Delaney DeHaan	George Washington	___	9.825	0.125
12T	811	Kalea McElligott	Penn State	___	9.825	0.125
12T	815	Isabella Salcedo	Penn State	___	9.825	0.125
12T	719	Jojo Warga	Ohio State	___	9.825	0.125
16T	1012	Isabella Minervini	Towson	___	9.800	0.150
16T	707	Rylee Guevara	Ohio State	___	9.800	0.150
16T	713	Maisyn Rader	Ohio State	___	9.800	0.150
16T	810	Ashley Maul	Penn State	___	9.800	0.150
20	604	Cady Duplissis	Michigan State	___	9.775	0.175
21T	805	Maddie Johnston	Penn State	___	9.750	0.200
21T	716	Cameron Smith	Ohio State	___	9.750	0.200
21*	611	Emma Misenheimer	Michigan State	___	9.750	0.200
21*	210	Sharon Lee	Kentucky	___	9.750	0.200
25	718	Grace Walker	Ohio State	___	9.700	0.250
26	203	Creslyn Brose	Kentucky	___	9.675	0.275
27	1011	Clara Hong	Towson	___	9.500	0.450
28	1003	Deana Sheremeta	George Washington	___	9.150	0.800

2025 Penn State Regional - Round 2

Event Results - Floor

Apr 3, 2025

Page: 1
Printed: 4/3/2025 3:14 PM

Women / 10
Session: 1



Rank	Num	Name	Gym	Start	Score	Out
1	203	Creslyn Brose	Kentucky	___	9.950	0.000
2T	616	Gabrielle Stephen	Michigan State	___	9.900	0.050
2T	615	Nikki Smith	Michigan State	___	9.900	0.050
2T	208	Skylar Killough-Wilhelm	Kentucky	___	9.900	0.050
2T	605	Delanie Harkness	Michigan State	___	9.900	0.050
6T	211	Isabella Magnelli	Kentucky	___	9.875	0.075
6T	811	Kalea McElligott	Penn State	___	9.875	0.075
8T	717	Tory Vetter	Ohio State	___	9.850	0.100
8T	809	Elizabeth Leary	Penn State	___	9.850	0.100
8T	1012	Isabella Minervini	Towson	___	9.850	0.100
8T	1001	Delaney DeHaan	George Washington	___	9.850	0.100
8T	214	Jillian Procasky	Kentucky	___	9.850	0.100
8T	707	Rylee Guevara	Ohio State	___	9.850	0.100
8*	706	Kaitlyn Grimes	Ohio State	___	9.850	0.100
8*	614	Skyla Schulte	Michigan State	___	9.850	0.100
8*	1004	Kendall Whitman	George Washington	___	9.850	0.100
8*	807	Alyssa Kramer	Penn State	___	9.850	0.100
8*	602	Elle Beaufait	Michigan State	___	9.850	0.100
19T	217	Cecily Rizo	Kentucky	___	9.825	0.125
19T	618	MaKayla Tucker	Michigan State	___	9.825	0.125
19T	1003	Deana Sheremeta	George Washington	___	9.825	0.125
22T	720	Sidney Washington	Ohio State	___	9.800	0.150
22T	812	Bella Misiura	Penn State	___	9.800	0.150
24	810	Ashley Maul	Penn State	___	9.775	0.175
25T	713	Maisyn Rader	Ohio State	___	9.750	0.200
25T	806	Allison Kaempfer	Penn State	___	9.750	0.200
25T	705	Mallory Gregory	Ohio State	___	9.750	0.200
28	218	Delaynee Rodriguez	Kentucky	___	9.575	0.375





2025 Penn State Regional - Round 2

Event Results - AA

Apr 3, 2025

Page: 1
Printed: 4/3/2025 3:14 PM

Women / 10
Session: 1

Rank	Num	Name	Gym					AA
1	616	Gabrielle Stephen	Michigan State	10.000	9.950	9.900	9.900	39.750
2	615	Nikki Smith	Michigan State	9.850	9.925	9.875	9.900	39.550
3	208	Skylar Killough-Wilhelm	Kentucky	9.825	9.875	9.900	9.900	39.500
4	717	Tory Vetter	Ohio State	9.850	9.800	9.900	9.850	39.400
5	809	Elizabeth Leary	Penn State	9.850	9.825	9.850	9.850	39.375
6	1012	Isabella Minervini	Towson	9.800	9.900	9.800	9.850	39.350
7	218	Delaynee Rodriguez	Kentucky	9.850	9.900	9.850	9.575	39.175
8	1001	Delaney DeHaan	George Washington	9.825	9.100	9.825	9.850	38.600

NCAA Gymnastics Score Sheet

Teams: Home Louisiana State University Visitor University of Arkansas

Date Apr 3, 2025 Place Penn State University Attendance 2547

		Home (L.S.U.)								Visitor (U.A.)									
Name		1	2	3	4	5	6	nd	AVE	Name		1	2	3	4	5	6	nd	AVE
V A L T	1 KJ Johnson	312	9.90	9.90	9.90	9.90			9.900	1 Cami Weaver	118	9.90	9.90	9.90	9.90				9.900
	2 Lexi Zeiss	322	9.90	9.90	9.95	9.90			9.900	2 Ja'Leigh Lang	110	9.85	9.90	9.90	9.90				9.900
	3 Aleah Finnegan	310	9.90	9.85	9.85	9.80			9.850	3 Dakota Essenpries	104	9.90	9.90	9.90	9.90				9.900
	4 Amari Drayton	308	9.90	9.95	9.90	9.90			9.900	4 Hailey Klein	109	9.85	9.80	9.80	9.80				9.800
	5 Kailin Chio	305	9.90	9.90	9.90	9.90			9.900	5 Joscelyn Roberson	113	9.80	9.90	9.85	9.90				9.875
	6 Haleigh Bryant	304	9.90	9.90	9.90	9.90			9.900	6 Frankie Price	112	9.85	9.90	9.85	9.85				9.850

Vault Score: **49.500** Running Score: **49.500** Vault Score: **49.425** Running Score: **49.425**

		Home (L.S.U.)								Visitor (U.A.)									
Name		1	2	3	4	5	6	nd	AVE	Name		1	2	3	4	5	6	nd	AVE
B A R S	1 Lexi Zeiss	322	9.90	9.90	9.95	9.90			9.900	1 Joscelyn Roberson	113	9.85	9.80	9.90	9.90				9.875
	2 Ashley Cowan	307	9.95	9.90	9.90	9.95			9.925	2 Cally Swaney	116	9.90	9.90	9.90	9.85				9.900
	3 Kailin Chio	305	9.90	9.90	9.90	9.85			9.900	3 Kaitlyn Ewald	105	9.90	9.85	9.90	9.90				9.900
	4 Aleah Finnegan	310	9.90	9.90	9.90	9.85			9.900	4 Priscilla Park	111	9.75	9.70	9.85	9.75				9.750
	5 Konnor McClain	314	9.90	9.90	9.85	9.90			9.900	5 Maddie Jones	107	9.95	9.95	10.00	9.95				9.950
	6 Haleigh Bryant	304	9.85	9.85	9.90	9.90			9.875	6 Mati Waligora	117	9.90	9.90	9.90	9.80				9.900

Bars Score: **49.525** Running Score: **99.025** Bars Score: **49.525** Running Score: **98.950**

		Home (L.S.U.)								Visitor (U.A.)									
Name		1	2	3	4	5	6	nd	AVE	Name		1	2	3	4	5	6	nd	AVE
B E A M	1 Sierra Ballard	301	9.85	9.85	9.85	9.85			9.850	1 Kalyxta Gamiao	106	9.90	9.80	9.90	9.90				9.900
	2 Kylie Coen	306	9.90	9.85	9.90	9.85			9.875	2 Mati Waligora	117	8.90	9.00	9.05	9.20				9.025
	3 Kailin Chio	305	9.90	9.95	9.90	9.90			9.900	3 Priscilla Park	111	9.80	9.85	9.80	9.75				9.800
	4 Konnor McClain	314	9.90	9.90	9.90	9.90			9.900	4 Cally Swaney	116	9.40	9.65	9.80	9.70				9.675
	5 Haleigh Bryant	304	9.90	9.95	9.90	9.85			9.900	5 Cami Weaver	118	9.75	9.80	9.85	9.85				9.825
	6 Aleah Finnegan	310	9.95	9.95	10.00	9.95			9.950	6 Joscelyn Roberson	113	9.90	9.95	9.95	9.90				9.925

Beam Score: **49.525** Running Score: **148.550** Beam Score: **49.125** Running Score: **148.075**

		Home (L.S.U.)								Visitor (U.A.)									
Name		1	2	3	4	5	6	nd	AVE	Name		1	2	3	4	5	6	nd	AVE
F L O O R	1 Kylie Coen	306	9.90	9.85	9.90	9.85			9.875	1 Kalyxta Gamiao	106	9.80	9.90	9.90	9.75				9.850
	2 Sierra Ballard	301	9.90	9.90	9.95	9.85			9.900	2 Hailey Klein	109	9.80	9.85	9.85	9.85				9.850
	3 Kailin Chio	305	9.95	9.85	9.95	9.90			9.925	3 Maddie Jones	107	9.95	9.90	9.95	9.90				9.925
	4 Amari Drayton	308	9.95	9.90	9.90	9.90			9.900	4 Mati Waligora	117	9.95	9.90	10.00	9.90				9.925
	5 Aleah Finnegan	310	9.90	9.90	9.95	9.95			9.925	5 Joscelyn Roberson	113	9.90	9.95	9.95	9.85				9.925
	6 Haleigh Bryant	304	9.90	9.95	9.90	9.90			9.900	6 Frankie Price	112	6.30	6.30	6.90	5.70				6.300

Floor Score: **49.550** Running Score: **198.100** Floor Score: **49.475** Running Score: **197.550**

Final Team Score: **198.100**

Final Team Score: **197.550**

All-Arounders

All-Arounders

	Bryant	Chio	Finnegan						Roberson									
VT	9.900	9.900	9.850						9.875									
UB	9.875	9.900	9.900						9.875									
BB	9.900	9.900	9.950						9.925									
FX	9.900	9.925	9.925						9.925									
AA	39.575	39.625	39.625						39.600									

Judge's Signatures	VT 1	UB 1	BB 1	FX 1
	Melissa Marcucci (N)	Debbie Campbell (N)	Richard Sabel (N)	Susan Leonelli (N)
	VT 2	UB 2	BB 2	FX 2
	Cheryl Gambuti (N)	Rose Casterline (N)	Kay Ferguson Connelly (N)	Laurie Mason (Wiley) (N)
	VT 3	UB 3	BB 3	FX 3
	Jay Miller (N)	Lydia Messenger (N)	Lorraine Duffy (N)	Judy Johnson-Durr (N)
	VT 4	UB 4	BB 4	FX 4
	Pamela Halker (N)	Daren Renna (N)	Stephanie Kuhlmann (N)	Kelly-Ann Rayle (N)

Coach's Signature Jay Clark Coach's Signature Jordyn Wieber

NCAA Gymnastics Score Sheet

Teams: Home University of Maryland, College Park Visitor University of Michigan

Date Apr 3, 2025 Place Penn State University Attendance 2547

		Home								Visitor									
Name		1	2	3	4	5	6	nd	AVE	Name		1	2	3	4	5	6	nd	AVE
V A L T	1 Logan Buckmon	404	9.80	9.80	9.75	9.80			9.800	1 Peyton Davis	504	9.85	9.85	9.80	9.85				9.850
	2 Ray na Engelmayer	406	9.70	9.85	9.80	9.80			9.800	2 Ava Jordan	509	9.80	9.85	9.85	9.85				9.850
	3 Alexa Rothenbuesch	419	9.70	9.70	9.75	9.75			9.725	3 Kayli Boozer	502	9.85	9.75	9.80	9.80				9.800
	4 Taylor Rech	418	9.90	9.90	9.85	9.90			9.900	4 Jahzara Ranger	514	9.80	9.75	9.75	9.75				9.750
	5 Maggie Murphy	417	9.90	9.85	9.90	9.80			9.875	5 Jenna Mulligan	512	9.85	9.90	9.80	9.90				9.875
	6 Natalie Martin	415	9.90	9.85	9.85	9.85			9.850	6 Sophia Diaz	505	10.00	9.95	9.95	9.95				9.950

Vault Score: **49.225** Running Score: **49.225** Vault Score: **49.325** Running Score: **49.325**

B A R S	1 Victoria Gatzendorfer	408	9.85	9.85	9.85	9.75			9.850	1 Sophie Parenti	513	9.80	9.80	9.80	9.80				9.800
	2 Sarah Saville	421	9.85	9.90	9.90	9.95			9.900	2 Ava Jordan	509	9.80	9.85	9.85	9.85				9.850
	3 Sierra Kondo	413	9.80	9.75	9.85	9.75			9.775	3 Sophia Diaz	505	9.90	9.85	9.95	9.90				9.900
	4 Hailey Merchant	416	9.85	9.95	9.85	9.90			9.875	4 Jacey Vore	517	9.75	9.75	9.70	9.85				9.750
	5 Alexa Rothenbuesch	419	9.75	9.80	9.80	9.75			9.775	5 Carly Bauman	501	9.95	9.95	9.95	9.95				9.950
	6 Rhea Leblanc	414	9.80	9.80	9.85	9.80			9.800	6 Haylen Zabrowski	518	9.80	9.70	9.80	9.75				9.775

Bars Score: **49.200** Running Score: **98.425** Bars Score: **49.275** Running Score: **98.600**

B E A M	1 Lauren Brendlinger	402	9.75	9.75	9.80	9.80			9.775	1 Sophie Parenti	513	9.85	9.80	9.80	9.80				9.800
	2 Layla Hammer	409	9.00	9.10	9.15	9.20			9.125	2 Jacey Vore	517	9.75	9.80	9.80	9.85				9.800
	3 Alexa Rothenbuesch	419	9.65	9.70	9.80	9.75			9.725	3 Kayli Boozer	502	9.85	9.85	9.85	9.90				9.850
	4 Victoria Gatzendorfer	408	9.70	9.65	9.75	9.75			9.725	4 Jahzara Ranger	514	9.70	9.75	9.75	9.75				9.750
	5 Natalie Martin	415	9.90	9.90	9.90	9.90			9.900	5 Jenna Mulligan	512	9.80	9.80	9.75	9.75				9.775
	6 Maddie Komoroski	412	9.95	9.95	9.95	9.95			9.950	6 Carly Bauman	501	9.85	9.85	9.85	9.85				9.850

Beam Score: **49.075** Running Score: **147.500** Beam Score: **49.075** Running Score: **147.675**

F L O O R	1 Taylor Rech	418	9.85	9.80	9.85	9.85			9.850	1 Sophie Parenti	513	9.80	9.85	9.85	9.80				9.825
	2 Lauren Brendlinger	402	9.80	9.85	9.85	9.80			9.825	2 Peyton Davis	504	9.85	9.90	9.90	9.85				9.875
	3 Rhea Leblanc	414	9.85	9.85	9.90	9.80			9.850	3 Sophia Diaz	505	9.90	9.95	9.90	9.90				9.900
	4 Maddie Komoroski	412	9.80	9.85	9.90	9.85			9.850	4 Audrey Sanger	515	9.75	9.80	9.75	9.80				9.775
	5 Alexa Rothenbuesch	419	9.90	9.90	9.90	9.85			9.900	5 Carly Bauman	501	9.85	9.90	9.90	9.85				9.875
	6 Natalie Martin	415	9.85	9.90	9.90	9.75			9.875	6 Jahzara Ranger	514	9.90	9.80	9.95	9.90				9.900

Floor Score: **49.325** Running Score: **196.825** Floor Score: **49.375** Running Score: **197.050**

Final Team Score: **196.825**

Final Team Score: **197.050**

All-Arounders

All-Arounders

VT UB BB FX AA	Rothenbuesch																		
	9.725																		
	9.775																		
	9.725																		
	9.900																		
	39.125																		

Judge's Signatures VT 1		UB 1		BB 1		FX 1	
Melissa Marucci (N)		Debbie Campbell (N)		Richard Sabel (N)		Susan Leonelli (N)	
VT 2		UB 2		BB 2		FX 2	
Cheryl Gambuti (N)		Rose Casterline (N)		Kay Ferguson Connelly (N)		Laurie Mason (Wiley) (N)	
VT 3		UB 3		BB 3		FX 3	
Jay Miller (N)		Lydia Messenger (N)		Lorraine Duffy (N)		Judy Johnson-Durr (N)	
VT 4		UB 4		BB 4		FX 4	
Pamela Halker (N)		Daren Renna (N)		Stephanie Kuhlmann (N)		Kelly-Ann Rayle (N)	





Coach's Signature Brett Nelligan Coach's Signature Bev Plock

2025 Penn State Regional - Round 2

Team Results

Women / 10
Session: 2

Apr 3, 2025





Rank	Gym	Team	Score				
1	LSU	X	198.100	49.500	49.525	49.525	49.550
				1	1T	1	1
	305	Kailin Chio	9.900	9.900	9.900	9.925	
	304	Haleigh Bryant	9.900		9.900	9.900	
	308	Amari Drayton	9.900			9.900	
	322	Lexi Zeiss	9.900	9.900			
	312	KJ Johnson	9.900				
	307	Ashley Cowan			9.925		
	310	Aleah Finnegan			9.900	9.950	9.925
	314	Konnor McClain			9.900	9.900	
	306	Kylie Coen				9.875	
	301	Sierra Ballard					9.900
2	Arkansas	X	197.550	49.425	49.525	49.125	49.475
				2	1T	2	2
	118	Cami Weaver	9.900			9.825	
	104	Dakota Essenpries	9.900				
	110	Ja'Leigh Lang	9.900				
	113	Joscelyn Roberson	9.875	9.875		9.925	9.925
	112	Frankie Price	9.850				
	107	Maddie Jones			9.950		9.925
	117	Mati Waligora			9.900		9.925
	116	Cally Swaney			9.900	9.675	
	105	Kaitlyn Ewald			9.900		
	106	Kalyxta Gamiao				9.900	9.850
	111	Priscilla Park				9.800	
	109	Hailey Klein					9.850
3	Michigan	X	197.050	49.325	49.275	49.075	49.375
				3	3	3T	3
	505	Sophia Diaz	9.950	9.900			9.900
	512	Jenna Mulligan	9.875			9.775	
	504	Peyton Davis	9.850				9.875
	509	Ava Jordan	9.850	9.850			
	502	Kayli Boozer	9.800			9.850	
	501	Carly Bauman			9.950	9.850	9.875
	513	Sophie Parenti			9.800	9.800	9.825
	518	Haylen Zabrowski			9.775		
	517	Jacey Vore				9.800	
	514	Jahzara Ranger					9.900

2025 Penn State Regional - Round 2

Team Results

Women / 10
Session: 2

Apr 3, 2025

Rank	Gym	Team	Score				
4	Maryland	X	196.825	49.225 4	49.200 4	49.075 3T	49.325 4
418	Taylor Rech			9.900			9.850
417	Maggie Murphy			9.875			
415	Natalie Martin			9.850		9.900	9.875
406	Rayna Engelmayer			9.800			
404	Logan Buckmon			9.800			
421	Sarah Saville				9.900		
416	Hailey Merchant				9.875		
408	Victoria Gatzendorfer				9.850	9.725	
414	Rhea Leblanc				9.800		9.850
419	Alexa Rothenbuescher				9.775	9.725	9.900
412	Maddie Komoroski					9.950	9.850
402	Lauren Brendlinger					9.775	

2025 Penn State Regional - Round 2

Event Results - Vault

Apr 3, 2025

Page: 1
Printed: 4/3/2025 9:04 PM

Women / 10
Session: 2



Rank	Num	Name	Gym	Start	Score	Out
1	505	Sophia Diaz	Michigan	___	9.950	0.000
2T	305	Kailin Chio	LSU	___	9.900	0.050
2T	304	Haleigh Bryant	LSU	___	9.900	0.050
2*	322	Lexi Zeiss	LSU	___	9.900	0.050
2*	308	Amari Drayton	LSU	___	9.900	0.050
2T	418	Taylor Rech	Maryland	___	9.900	0.050
2T	118	Cami Weaver	Arkansas	___	9.900	0.050
2*	312	KJ Johnson	LSU	___	9.900	0.050
2*	110	Ja'Leigh Lang	Arkansas	___	9.900	0.050
2*	104	Dakota Essenpries	Arkansas	___	9.900	0.050
11T	113	Joscelyn Roberson	Arkansas	___	9.875	0.075
11T	512	Jenna Mulligan	Michigan	___	9.875	0.075
11T	417	Maggie Murphy	Maryland	___	9.875	0.075
14T	310	Aleah Finnegan	LSU	___	9.850	0.100
14T	415	Natalie Martin	Maryland	___	9.850	0.100
14T	504	Peyton Davis	Michigan	___	9.850	0.100
14T	509	Ava Jordan	Michigan	___	9.850	0.100
14T	112	Frankie Price	Arkansas	___	9.850	0.100
19	1018	Karleigh DiCello	West Virginia	___	9.825	0.125
20T	1009	Skyelar Kerico	Penn	___	9.800	0.150
20*	502	Kayli Boozer	Michigan	___	9.800	0.150
20*	109	Hailey Klein	Arkansas	___	9.800	0.150
20*	1020	Sophia Rice	West Virginia	___	9.800	0.150
20*	406	Rayna Engelmayer	Maryland	___	9.800	0.150
20*	404	Logan Buckmon	Maryland	___	9.800	0.150
26T	514	Jahzara Ranger	Michigan	___	9.750	0.200
26T	1005	Charlie Behner	Kent State	___	9.750	0.200
28	419	Alexa Rothenbuescher	Maryland	___	9.725	0.225

2025 Penn State Regional - Round 2

Event Results - Bars

Apr 3, 2025

Page: 1
Printed: 4/3/2025 9:04 PM

Women / 10
Session: 2



Rank	Num	Name	Gym	Start	Score	Out
1T	501	Carly Bauman	Michigan	___	9.950	0.000
1T	107	Maddie Jones	Arkansas	___	9.950	0.000
3	307	Ashley Cowan	LSU	___	9.925	0.025
4*	310	Aleah Finnegan	LSU	___	9.900	0.050
4*	305	Kailin Chio	LSU	___	9.900	0.050
4T	505	Sophia Diaz	Michigan	___	9.900	0.050
4T	117	Mati Waligora	Arkansas	___	9.900	0.050
4*	322	Lexi Zeiss	LSU	___	9.900	0.050
4*	314	Konnor McClain	LSU	___	9.900	0.050
4T	116	Cally Swaney	Arkansas	___	9.900	0.050
4*	421	Sarah Saville	Maryland	___	9.900	0.050
4*	105	Kaitlyn Ewald	Arkansas	___	9.900	0.050
13T	113	Joscelyn Roberson	Arkansas	___	9.875	0.075
13T	304	Haleigh Bryant	LSU	___	9.875	0.075
13T	416	Hailey Merchant	Maryland	___	9.875	0.075
16T	509	Ava Jordan	Michigan	___	9.850	0.100
16T	408	Victoria Gatzendorfer	Maryland	___	9.850	0.100
18	1009	Skyelar Kerico	Penn	___	9.825	0.125
19T	513	Sophie Parenti	Michigan	___	9.800	0.150
19T	414	Rhea Leblanc	Maryland	___	9.800	0.150
21T	419	Alexa Rothenbuescher	Maryland	___	9.775	0.175
21*	518	Haylen Zabrowski	Michigan	___	9.775	0.175
21*	413	Sierra Kondo	Maryland	___	9.775	0.175
24*	517	Jacey Vore	Michigan	___	9.750	0.200
24*	111	Priscilla Park	Arkansas	___	9.750	0.200

2025 Penn State Regional - Round 2

Event Results - Beam

Apr 3, 2025

Page: 1
Printed: 4/3/2025 9:04 PM

Women / 10
Session: 2



Rank	Num	Name	Gym	Start	Score	Out
1T	310	Aleah Finnegan	LSU	___	9.950	0.000
1T	412	Maddie Komoroski	Maryland	___	9.950	0.000
3T	113	Joscelyn Roberson	Arkansas	___	9.925	0.025
3T	1009	Skyelar Kerico	Penn	___	9.925	0.025
5T	305	Kailin Chio	LSU	___	9.900	0.050
5T	304	Haleigh Bryant	LSU	___	9.900	0.050
5T	415	Natalie Martin	Maryland	___	9.900	0.050
5T	314	Konnor McClain	LSU	___	9.900	0.050
5T	106	Kalyxta Gamiao	Arkansas	___	9.900	0.050
10	306	Kylie Coen	LSU	___	9.875	0.075
11T	501	Carly Bauman	Michigan	___	9.850	0.100
11T	301	Sierra Ballard	LSU	___	9.850	0.100
11T	502	Kayli Boozer	Michigan	___	9.850	0.100
14	118	Cami Weaver	Arkansas	___	9.825	0.125
15T	513	Sophie Parenti	Michigan	___	9.800	0.150
15T	1018	Karleigh DiCello	West Virginia	___	9.800	0.150
15*	517	Jacey Vore	Michigan	___	9.800	0.150
15*	111	Priscilla Park	Arkansas	___	9.800	0.150
15T	1007	Heidi Schultz	Kent State	___	9.800	0.150
20T	512	Jenna Mulligan	Michigan	___	9.775	0.175
20T	402	Lauren Brendlinger	Maryland	___	9.775	0.175
22	514	Jahzara Ranger	Michigan	___	9.750	0.200
23T	419	Alexa Rothenbuescher	Maryland	___	9.725	0.225
23T	408	Victoria Gatzendorfer	Maryland	___	9.725	0.225
25	116	Cally Swaney	Arkansas	___	9.675	0.275
26	1008	Mimi Fletcher	Penn	___	9.625	0.325
27	409	Layla Hammer	Maryland	___	9.125	0.825
28	117	Mati Waligora	Arkansas	___	9.025	0.925

2025 Penn State Regional - Round 2

Event Results - Floor

Apr 3, 2025

Page: 1
Printed: 4/3/2025 9:04 PM

Women / 10
Session: 2



Rank	Num	Name	Gym	Start	Score	Out
1*	310	Aleah Finnegan	LSU	___	9.925	0.000
1*	305	Kailin Chio	LSU	___	9.925	0.000
1T	113	Joscelyn Roberson	Arkansas	___	9.925	0.000
1T	117	Mati Waligora	Arkansas	___	9.925	0.000
1T	107	Maddie Jones	Arkansas	___	9.925	0.000
6T	304	Haleigh Bryant	LSU	___	9.900	0.025
6T	1009	Skyelar Kerico	Penn	___	9.900	0.025
6T	419	Alexa Rothenbuescher	Maryland	___	9.900	0.025
6T	505	Sophia Diaz	Michigan	___	9.900	0.025
6T	514	Jahzara Ranger	Michigan	___	9.900	0.025
6T	308	Amari Drayton	LSU	___	9.900	0.025
6T	301	Sierra Ballard	LSU	___	9.900	0.025
6T	1019	Anna Leigh	West Virginia	___	9.900	0.025
14T	501	Carly Bauman	Michigan	___	9.875	0.050
14T	415	Natalie Martin	Maryland	___	9.875	0.050
14T	306	Kylie Coen	LSU	___	9.875	0.050
14T	504	Peyton Davis	Michigan	___	9.875	0.050
18T	412	Maddie Komoroski	Maryland	___	9.850	0.075
18*	418	Taylor Rech	Maryland	___	9.850	0.075
18*	106	Kalyxta Gamiao	Arkansas	___	9.850	0.075
18*	414	Rhea Leblanc	Maryland	___	9.850	0.075
18*	109	Hailey Klein	Arkansas	___	9.850	0.075
23T	513	Sophie Parenti	Michigan	___	9.825	0.100
23T	402	Lauren Brendlinger	Maryland	___	9.825	0.100
25	515	Audrey Sanger	Michigan	___	9.775	0.150
26	1006	Alyssa Guns	Kent State	___	9.725	0.200
27	112	Frankie Price	Arkansas	___	6.300	3.625





2025 Penn State Regional - Round 2

Event Results - AA

Apr 3, 2025

Page: 1
Printed: 4/3/2025 9:04 PM

Women / 10
Session: 2

Rank	Num	Name	Gym					AA
1T	310	Aleah Finnegan	LSU	9.850	9.900	9.950	9.925	39.625
1T	305	Kailin Chio	LSU	9.900	9.900	9.900	9.925	39.625
3	113	Joscelyn Roberson	Arkansas	9.875	9.875	9.925	9.925	39.600
4	304	Haleigh Bryant	LSU	9.900	9.875	9.900	9.900	39.575
5	1009	Skyelar Kerico	Penn	9.800	9.825	9.925	9.900	39.450
6	419	Alexa Rothenbuescher	Maryland	9.725	9.775	9.725	9.900	39.125