

NCAA Gymnastics Score Sheet

Teams: Home Louisiana State University Visitor University of Arkansas

Date Apr 3, 2025 Place Penn State University Attendance 2547

		1								2								3								4								5								6								nd								AVE							
Name		1		2		3		4		5		6		nd		AVE		Name		1		2		3		4		5		6		nd		AVE																															
V A L T	1	KJ Johnson	312	9.90	9.90	9.90	9.90	9.90								9.900	1	Cami Weaver	118	9.90	9.90	9.90	9.90	9.90									9.900																																
	2	Lexi Zeiss	322	9.90	9.90	9.90	9.95	9.90								9.900	2	Ja'Leigh Lang	110	9.85	9.90	9.90	9.90	9.90											9.900																														
	3	Aleah Finnegan	310	9.90	9.85	9.85	9.80									9.850	3	Dakota Essenpries	104	9.90	9.90	9.90	9.90													9.900																													
	4	Amari Drayton	308	9.90	9.95	9.90	9.90									9.900	4	Hailey Klein	109	9.85	9.80	9.80	9.80													9.800																													
	5	Kailin Chio	305	9.90	9.90	9.90	9.90									9.900	5	Joscelyn Roberson	113	9.80	9.90	9.85	9.90													9.875																													
	6	Haleigh Bryant	304	9.90	9.90	9.90	9.90									9.900	6	Frankie Price	112	9.85	9.90	9.85	9.85													9.850																													

Vault Score: 49.500 Running Score: 49.500 Vault Score: 49.425 Running Score: 49.425

B A R S	1	Lexi Zeiss	322	9.90	9.90	9.95	9.90								9.900	1	Joscelyn Roberson	113	9.85	9.80	9.90	9.90												9.875	
	2	Ashley Cowan	307	9.95	9.90	9.90	9.95									9.925	2	Cally Swaney	116	9.90	9.90	9.90	9.85												9.900
	3	Kailin Chio	305	9.90	9.90	9.90	9.85									9.900	3	Kaitlyn Ewald	105	9.90	9.85	9.90	9.90												9.900
	4	Aleah Finnegan	310	9.90	9.90	9.90	9.85									9.900	4	Priscilla Park	111	9.75	9.70	9.85	9.75												9.750
	5	Konnor McClain	314	9.90	9.90	9.85	9.90									9.900	5	Maddie Jones	107	9.95	9.95	10.00	9.95												9.950
	6	Haleigh Bryant	304	9.85	9.85	9.90	9.90									9.875	6	Mati Waligora	117	9.90	9.90	9.90	9.80												9.900

Bars Score: 49.525 Running Score: 99.025 Bars Score: 49.525 Running Score: 98.950

B E A M	1	Sierra Ballard	301	9.85	9.85	9.85	9.85								9.850	1	Kalyxta Gamiao	106	9.90	9.80	9.90	9.90												9.900	
	2	Kylie Coen	306	9.90	9.85	9.90	9.85									9.875	2	Mati Waligora	117	8.90	9.00	9.05	9.20												9.025
	3	Kailin Chio	305	9.90	9.95	9.90	9.90									9.900	3	Priscilla Park	111	9.80	9.85	9.80	9.75												9.800
	4	Konnor McClain	314	9.90	9.90	9.90	9.90									9.900	4	Cally Swaney	116	9.40	9.65	9.80	9.70												9.675
	5	Haleigh Bryant	304	9.90	9.95	9.90	9.85									9.900	5	Cami Weaver	118	9.75	9.80	9.85	9.85												9.825
	6	Aleah Finnegan	310	9.95	9.95	10.00	9.95									9.950	6	Joscelyn Roberson	113	9.90	9.95	9.95	9.90												9.925

Beam Score: 49.525 Running Score: 148.550 Beam Score: 49.125 Running Score: 148.075

F L O O R	1	Kylie Coen	306	9.90	9.85	9.90	9.85								9.875	1	Kalyxta Gamiao	106	9.80	9.90	9.90	9.75												9.850	
	2	Sierra Ballard	301	9.90	9.90	9.95	9.85									9.900	2	Hailey Klein	109	9.80	9.85	9.85	9.85												9.850
	3	Kailin Chio	305	9.95	9.85	9.95	9.90									9.925	3	Maddie Jones	107	9.95	9.90	9.95	9.90												9.925
	4	Amari Drayton	308	9.95	9.90	9.90	9.90									9.900	4	Mati Waligora	117	9.95	9.90	10.00	9.90												9.925
	5	Aleah Finnegan	310	9.90	9.90	9.95	9.95									9.925	5	Joscelyn Roberson	113	9.90	9.95	9.95	9.85												9.925
	6	Haleigh Bryant	304	9.90	9.95	9.90	9.90									9.900	6	Frankie Price	112	6.30	6.30	6.90	5.70												6.300

Floor Score: 49.550 Running Score: 198.100 Floor Score: 49.475 Running Score: 197.550

Final Team Score: 198.100

Final Team Score: 197.550

All-Arounders

All-Arounders

	Bryant	Chio	Finnegan					Roberson					
VT	9.900	9.900	9.850					9.875					
UB	9.875	9.900	9.900					9.875					
BB	9.900	9.900	9.950					9.925					
FX	9.900	9.925	9.925					9.925					
AA	39.575	39.625	39.625					39.600					

Judge's Signatures	VT 1 Melissa Marcucci (N)	UB 1 Debbie Campbell (N)	BB 1 Richard Sabel (N)	FX 1 Susan Leonelli (N)
	VT 2 Cheryl Gambuti (N)	UB 2 Rose Casterline (N)	BB 2 Kay Ferguson Connelly (N)	FX 2 Laurie Mason (Wiley) (N)
	VT 3 Jay Miller (N)	UB 3 Lydia Messenger (N)	BB 3 Lorraine Duffy (N)	FX 3 Judy Johnson-Durr (N)
	VT 4 Pamela Halker (N)	UB 4 Daren Renna (N)	BB 4 Stephanie Kuhlmann (N)	FX 4 Kelly-Ann Rayle (N)

Coach's Signature Jay Clark Coach's Signature Jordyn Wieber

NCAA Gymnastics Score Sheet

Teams: Home University of Maryland, College Park Visitor University of Michigan

Date Apr 3, 2025 Place Penn State University Attendance 2547

		Home								Visitor									
Name		1	2	3	4	5	6	nd	AVE	Name		1	2	3	4	5	6	nd	AVE
V A L T	1 Logan Buckmon	404	9.80	9.80	9.75	9.80			9.800	1 Peyton Davis	504	9.85	9.85	9.80	9.85				9.850
	2 Rayna Engelmayer	406	9.70	9.85	9.80	9.80			9.800	2 Ava Jordan	509	9.80	9.85	9.85	9.85				9.850
	3 Alexa Rothenbuesch	419	9.70	9.70	9.75	9.75			9.725	3 Kayli Boozer	502	9.85	9.75	9.80	9.80				9.800
	4 Taylor Rech	418	9.90	9.90	9.85	9.90			9.900	4 Jahzara Ranger	514	9.80	9.75	9.75	9.75				9.750
	5 Maggie Murphy	417	9.90	9.85	9.90	9.80			9.875	5 Jenna Mulligan	512	9.85	9.90	9.80	9.90				9.875
	6 Natalie Martin	415	9.90	9.85	9.85	9.85			9.850	6 Sophia Diaz	505	10.00	9.95	9.95	9.95				9.950

Vault Score: **49.225** Running Score: **49.225** Vault Score: **49.325** Running Score: **49.325**

		Home								Visitor									
Name		1	2	3	4	5	6	nd	AVE	Name		1	2	3	4	5	6	nd	AVE
B A R S	1 Victoria Gatzendorfer	408	9.85	9.85	9.85	9.75			9.850	1 Sophie Parenti	513	9.80	9.80	9.80	9.80				9.800
	2 Sarah Saville	421	9.85	9.90	9.90	9.95			9.900	2 Ava Jordan	509	9.80	9.85	9.85	9.85				9.850
	3 Sierra Kondo	413	9.80	9.75	9.85	9.75			9.775	3 Sophia Diaz	505	9.90	9.85	9.95	9.90				9.900
	4 Hailey Merchant	416	9.85	9.95	9.85	9.90			9.875	4 Jacey Vore	517	9.75	9.75	9.70	9.85				9.750
	5 Alexa Rothenbuesch	419	9.75	9.80	9.80	9.75			9.775	5 Carly Bauman	501	9.95	9.95	9.95	9.95				9.950
	6 Rhea Leblanc	414	9.80	9.80	9.85	9.80			9.800	6 Haylen Zabrowski	518	9.80	9.70	9.80	9.75				9.775

Bars Score: **49.200** Running Score: **98.425** Bars Score: **49.275** Running Score: **98.600**

		Home								Visitor									
Name		1	2	3	4	5	6	nd	AVE	Name		1	2	3	4	5	6	nd	AVE
B E A M	1 Lauren Brendlinger	402	9.75	9.75	9.80	9.80			9.775	1 Sophie Parenti	513	9.85	9.80	9.80	9.80				9.800
	2 Layla Hammer	409	9.00	9.10	9.15	9.20			9.125	2 Jacey Vore	517	9.75	9.80	9.80	9.85				9.800
	3 Alexa Rothenbuesch	419	9.65	9.70	9.80	9.75			9.725	3 Kayli Boozer	502	9.85	9.85	9.85	9.90				9.850
	4 Victoria Gatzendorfer	408	9.70	9.65	9.75	9.75			9.725	4 Jahzara Ranger	514	9.70	9.75	9.75	9.75				9.750
	5 Natalie Martin	415	9.90	9.90	9.90	9.90			9.900	5 Jenna Mulligan	512	9.80	9.80	9.75	9.75				9.775
	6 Maddie Komoroski	412	9.95	9.95	9.95	9.95			9.950	6 Carly Bauman	501	9.85	9.85	9.85	9.85				9.850

Beam Score: **49.075** Running Score: **147.500** Beam Score: **49.075** Running Score: **147.675**

		Home								Visitor									
Name		1	2	3	4	5	6	nd	AVE	Name		1	2	3	4	5	6	nd	AVE
F L O O R	1 Taylor Rech	418	9.85	9.80	9.85	9.85			9.850	1 Sophie Parenti	513	9.80	9.85	9.85	9.80				9.825
	2 Lauren Brendlinger	402	9.80	9.85	9.85	9.80			9.825	2 Peyton Davis	504	9.85	9.90	9.90	9.85				9.875
	3 Rhea Leblanc	414	9.85	9.85	9.90	9.80			9.850	3 Sophia Diaz	505	9.90	9.95	9.90	9.90				9.900
	4 Maddie Komoroski	412	9.80	9.85	9.90	9.85			9.850	4 Audrey Sanger	515	9.75	9.80	9.75	9.80				9.775
	5 Alexa Rothenbuesch	419	9.90	9.90	9.90	9.85			9.900	5 Carly Bauman	501	9.85	9.90	9.90	9.85				9.875
	6 Natalie Martin	415	9.85	9.90	9.90	9.75			9.875	6 Jahzara Ranger	514	9.90	9.80	9.95	9.90				9.900

Floor Score: **49.325** Running Score: **196.825** Floor Score: **49.375** Running Score: **197.050**

Final Team Score: **196.825**

Final Team Score: **197.050**

All-Arounders

All-Arounders

	Home	Visitor
VT	9.725	
UB	9.775	
BB	9.725	
FX	9.900	
AA	39.125	

Judge's Signatures	VT 1	UB 1	BB 1	FX 1
	Melissa Marcucci (N)	Debbie Campbell (N)	Richard Sabel (N)	Susan Leonelli (N)
	VT 2	UB 2	BB 2	FX 2
	Cheryl Gambuti (N)	Rose Casterline (N)	Kay Ferguson Connelly (N)	Laurie Mason (Wiley) (N)
	VT 3	UB 3	BB 3	FX 3
	Jay Miller (N)	Lydia Messenger (N)	Lorraine Duffy (N)	Judy Johnson-Durr (N)
	VT 4	UB 4	BB 4	FX 4
	Pamela Halker (N)	Daren Renna (N)	Stephanie Kuhlmann (N)	Kelly-Ann Rayle (N)

Coach's Signature Brett Nelligan Coach's Signature Bev Plock

2025 Penn State Regional - Round 2

Event Results - Vault

Apr 3, 2025

Page: 1
Printed: 4/3/2025 9:04 PM

Women / 10

Session: 2



Rank	Num	Name	Gym	Start	Score	Out
1	505	Sophia Diaz	Michigan	___	9.950	0.000
2T	305	Kailin Chio	LSU	___	9.900	0.050
2T	304	Haleigh Bryant	LSU	___	9.900	0.050
2*	322	Lexi Zeiss	LSU	___	9.900	0.050
2*	308	Amari Drayton	LSU	___	9.900	0.050
2T	418	Taylor Rech	Maryland	___	9.900	0.050
2T	118	Cami Weaver	Arkansas	___	9.900	0.050
2*	312	KJ Johnson	LSU	___	9.900	0.050
2*	110	Ja'Leigh Lang	Arkansas	___	9.900	0.050
2*	104	Dakota Essenpries	Arkansas	___	9.900	0.050
11T	113	Joscelyn Roberson	Arkansas	___	9.875	0.075
11T	512	Jenna Mulligan	Michigan	___	9.875	0.075
11T	417	Maggie Murphy	Maryland	___	9.875	0.075
14T	310	Aleah Finnegan	LSU	___	9.850	0.100
14T	415	Natalie Martin	Maryland	___	9.850	0.100
14T	504	Peyton Davis	Michigan	___	9.850	0.100
14T	509	Ava Jordan	Michigan	___	9.850	0.100
14T	112	Frankie Price	Arkansas	___	9.850	0.100
19	1018	Karleigh DiCello	West Virginia	___	9.825	0.125
20T	1009	Skyelar Kerico	Penn	___	9.800	0.150
20*	502	Kayli Boozer	Michigan	___	9.800	0.150
20*	109	Hailey Klein	Arkansas	___	9.800	0.150
20*	1020	Sophia Rice	West Virginia	___	9.800	0.150
20*	406	Rayna Engelmayer	Maryland	___	9.800	0.150
20*	404	Logan Buckmon	Maryland	___	9.800	0.150
26T	514	Jahzara Ranger	Michigan	___	9.750	0.200
26T	1005	Charlie Behner	Kent State	___	9.750	0.200
28	419	Alexa Rothenbuescher	Maryland	___	9.725	0.225

2025 Penn State Regional - Round 2

Event Results - Bars

Apr 3, 2025

Page: 1
Printed: 4/3/2025 9:04 PM

Women / 10

Session: 2



Rank	Num	Name	Gym	Start	Score	Out
1T	501	Carly Bauman	Michigan	___	9.950	0.000
1T	107	Maddie Jones	Arkansas	___	9.950	0.000
3	307	Ashley Cowan	LSU	___	9.925	0.025
4*	310	Aleah Finnegan	LSU	___	9.900	0.050
4*	305	Kailin Chio	LSU	___	9.900	0.050
4T	505	Sophia Diaz	Michigan	___	9.900	0.050
4T	117	Mati Waligora	Arkansas	___	9.900	0.050
4*	322	Lexi Zeiss	LSU	___	9.900	0.050
4*	314	Konnor McClain	LSU	___	9.900	0.050
4T	116	Cally Swaney	Arkansas	___	9.900	0.050
4*	421	Sarah Saville	Maryland	___	9.900	0.050
4*	105	Kaitlyn Ewald	Arkansas	___	9.900	0.050
13T	113	Joscelyn Roberson	Arkansas	___	9.875	0.075
13T	304	Haleigh Bryant	LSU	___	9.875	0.075
13T	416	Hailey Merchant	Maryland	___	9.875	0.075
16T	509	Ava Jordan	Michigan	___	9.850	0.100
16T	408	Victoria Gatzendorfer	Maryland	___	9.850	0.100
18	1009	Skyelar Kerico	Penn	___	9.825	0.125
19T	513	Sophie Parenti	Michigan	___	9.800	0.150
19T	414	Rhea Leblanc	Maryland	___	9.800	0.150
21T	419	Alexa Rothenbuescher	Maryland	___	9.775	0.175
21*	518	Haylen Zabrowski	Michigan	___	9.775	0.175
21*	413	Sierra Kondo	Maryland	___	9.775	0.175
24*	517	Jacey Vore	Michigan	___	9.750	0.200
24*	111	Priscilla Park	Arkansas	___	9.750	0.200

2025 Penn State Regional - Round 2

Event Results - Beam

Apr 3, 2025

Page: 1
Printed: 4/3/2025 9:04 PM

Women / 10

Session: 2



Rank	Num	Name	Gym	Start	Score	Out
1T	310	Aleah Finnegan	LSU	___	9.950	0.000
1T	412	Maddie Komoroski	Maryland	___	9.950	0.000
3T	113	Joscelyn Roberson	Arkansas	___	9.925	0.025
3T	1009	Skyelar Kerico	Penn	___	9.925	0.025
5T	305	Kailin Chio	LSU	___	9.900	0.050
5T	304	Haleigh Bryant	LSU	___	9.900	0.050
5T	415	Natalie Martin	Maryland	___	9.900	0.050
5T	314	Konnor McClain	LSU	___	9.900	0.050
5T	106	Kalyxta Gamiao	Arkansas	___	9.900	0.050
10	306	Kylie Coen	LSU	___	9.875	0.075
11T	501	Carly Bauman	Michigan	___	9.850	0.100
11T	301	Sierra Ballard	LSU	___	9.850	0.100
11T	502	Kayli Boozer	Michigan	___	9.850	0.100
14	118	Cami Weaver	Arkansas	___	9.825	0.125
15T	513	Sophie Parenti	Michigan	___	9.800	0.150
15T	1018	Karleigh DiCello	West Virginia	___	9.800	0.150
15*	517	Jacey Vore	Michigan	___	9.800	0.150
15*	111	Priscilla Park	Arkansas	___	9.800	0.150
15T	1007	Heidi Schultz	Kent State	___	9.800	0.150
20T	512	Jenna Mulligan	Michigan	___	9.775	0.175
20T	402	Lauren Brendlinger	Maryland	___	9.775	0.175
22	514	Jahzara Ranger	Michigan	___	9.750	0.200
23T	419	Alexa Rothenbuescher	Maryland	___	9.725	0.225
23T	408	Victoria Gatzendorfer	Maryland	___	9.725	0.225
25	116	Cally Swaney	Arkansas	___	9.675	0.275
26	1008	Mimi Fletcher	Penn	___	9.625	0.325
27	409	Layla Hammer	Maryland	___	9.125	0.825
28	117	Mati Waligora	Arkansas	___	9.025	0.925

2025 Penn State Regional - Round 2

Event Results - Floor

Apr 3, 2025

Page: 1
Printed: 4/3/2025 9:04 PM

Women / 10

Session: 2



Rank	Num	Name	Gym	Start	Score	Out
1*	310	Aleah Finnegan	LSU	___	9.925	0.000
1*	305	Kailin Chio	LSU	___	9.925	0.000
1T	113	Joscelyn Roberson	Arkansas	___	9.925	0.000
1T	117	Mati Waligora	Arkansas	___	9.925	0.000
1T	107	Maddie Jones	Arkansas	___	9.925	0.000
6T	304	Haleigh Bryant	LSU	___	9.900	0.025
6T	1009	Skyelar Kerico	Penn	___	9.900	0.025
6T	419	Alexa Rothenbuescher	Maryland	___	9.900	0.025
6T	505	Sophia Diaz	Michigan	___	9.900	0.025
6T	514	Jahzara Ranger	Michigan	___	9.900	0.025
6T	308	Amari Drayton	LSU	___	9.900	0.025
6T	301	Sierra Ballard	LSU	___	9.900	0.025
6T	1019	Anna Leigh	West Virginia	___	9.900	0.025
14T	501	Carly Bauman	Michigan	___	9.875	0.050
14T	415	Natalie Martin	Maryland	___	9.875	0.050
14T	306	Kylie Coen	LSU	___	9.875	0.050
14T	504	Peyton Davis	Michigan	___	9.875	0.050
18T	412	Maddie Komoroski	Maryland	___	9.850	0.075
18*	418	Taylor Rech	Maryland	___	9.850	0.075
18*	106	Kalyxta Gamiao	Arkansas	___	9.850	0.075
18*	414	Rhea Leblanc	Maryland	___	9.850	0.075
18*	109	Hailey Klein	Arkansas	___	9.850	0.075
23T	513	Sophie Parenti	Michigan	___	9.825	0.100
23T	402	Lauren Brendlinger	Maryland	___	9.825	0.100
25	515	Audrey Sanger	Michigan	___	9.775	0.150
26	1006	Alyssa Guns	Kent State	___	9.725	0.200
27	112	Frankie Price	Arkansas	___	6.300	3.625





2025 Penn State Regional - Round 2

Event Results - AA

Apr 3, 2025

Page: 1
Printed: 4/3/2025 9:04 PM

Women / 10
Session: 2

Rank	Num	Name	Gym					AA
1T	310	Aleah Finnegan	LSU	9.850	9.900	9.950	9.925	39.625
1T	305	Kailin Chio	LSU	9.900	9.900	9.900	9.925	39.625
3	113	Joscelyn Roberson	Arkansas	9.875	9.875	9.925	9.925	39.600
4	304	Haleigh Bryant	LSU	9.900	9.875	9.900	9.900	39.575
5	1009	Skyelar Kerico	Penn	9.800	9.825	9.925	9.900	39.450
6	419	Alexa Rothenbuescher	Maryland	9.725	9.775	9.725	9.900	39.125