

2026 GymACT Championships







Event Results - AA

May 9, 2026

Page: 1
Printed: 5/9/2026 10:02:39 PM

Men / All Levels

Session: 1

Rank	Num	Name	Gym							AA
1	143	Elliot Foster	Arizona State	13.450	12.850	13.450	13.750	13.550	12.900	79.950
2	129	Ben Letvin	Minnesota GymACT	14.300	12.250	13.150	14.150	12.500	12.300	78.650
3	197	Evan Hymanson	Bay Area Bandits	13.850	12.400	12.650	13.000	12.600	13.000	77.500
4	150	Izaiha Mlay	Arizona State	13.000	13.050	11.600	13.750	12.800	13.150	77.350
5	287	Raif Schaffner	Iowa GymACT	13.400	12.350	12.750	13.250	11.500	12.550	75.800
6	115	Zack Murray	Washington	12.850	11.900	13.700	12.850	12.150	11.150	74.600
7	255	Sam Lee	Mavericks	12.200	10.450	12.500	13.100	12.650	13.350	74.250
8	199	William Pearce	Bay Area Bandits	13.300	13.400	11.350	12.900	11.100	11.550	73.600
9	124	Jack Gagamov	Minnesota GymACT	12.900	12.700	11.550	12.000	11.150	13.200	73.500
10	160	Landon Brady	Temple	12.400	12.350	11.900	12.400	12.250	11.650	72.950
11	325	Santino Fort	NC Airmen	12.800	10.750	12.000	13.250	11.200	12.500	72.500
12	274	Harrison Brandt	Iowa GymACT	13.150	11.300	12.700	11.550	11.350	12.150	72.200
13	282	Jake Porrey	Iowa GymACT	11.750	12.000	12.600	12.600	11.800	11.300	72.050
14	322	Cam Timberlake	Indy-Hio	11.100	11.400	12.700	13.100	11.600	10.350	70.250
15	190	Bryson Brandon	Bay Area Bandits	12.400	11.000	12.000	11.850	10.900	11.100	69.250
16	328	Jack Ongstad	NC Airmen	12.350	10.650	11.000	12.100	10.850	11.450	68.400
17	267	Christopher Davila	New York Alliance	10.400	11.100	10.150	12.650	11.350	11.500	67.150
18	201	Alexei Tryshev	Bay Area Bandits	11.200	11.550	9.250	12.150	7.800	11.550	63.500

2026 GymACT Championships

Event Results - Floor

Men / All Levels

Session: 1

May 9, 2026



Rank	Num	Name	Gym	Diff	Exec	S+	ND	Score	Out
1	129	Ben Letvin	Minnesota GymACT	5.000	9.300	14.300	0.000
2	197	Evan Hymanson	Bay Area Bandits	5.000	8.650	0.2	..	13.850	0.450
3	283	Max Racutt	Iowa GymACT	4.300	9.250	0.2	..	13.750	0.550
4	137	Micah Winder	Minnesota GymACT	4.600	9.000	13.600	0.700
5	144	Nicky Franz	Arizona State	4.800	8.700	13.500	0.800
6T	314	Max Ford	Indy-Hio	4.600	8.850	13.450	0.850
6T	143	Elliot Foster	Arizona State	4.800	8.450	0.2	..	13.450	0.850
8	287	Raif Schaffner	Iowa GymACT	5.000	8.400	13.400	0.900
9	199	William Pearce	Bay Area Bandits	4.400	8.900	13.300	1.000
10	196	Finn Grenstam	Bay Area Bandits	4.700	8.550	13.250	1.050
11	281	Aidan Murray	Iowa GymACT	4.200	9.000	13.200	1.100
12	274	Harrison Brandt	Iowa GymACT	3.900	9.050	0.2	..	13.150	1.150
13T	321	Brecken Teague	Indy-Hio	3.800	9.100	0.2	..	13.100	1.200
13T	242	Joshua Laudie	KC Twisters	4.300	8.800	13.100	1.200
13T	159	Taidhg Baillie	Temple	4.900	8.200	13.100	1.200
16T	104	Adrián Facundo	Washington	4.100	9.050	0.2	-0.3	13.050	1.250
16T	145	Will Howard	Arizona State	4.400	8.650	13.050	1.250
16T	253	Jackson Korowin	Mavericks	4.700	8.350	13.050	1.250
19*	153	Ronan Sebold	Arizona State	4.400	8.600	13.000	1.300
19*	150	Izaiha Mlay	Arizona State	4.400	8.600	13.000	1.300
21	254	Jacob Kreps	Mavericks	3.900	8.850	0.2	..	12.950	1.350
22T	238	Chance Brogan	KC Twisters	4.200	8.700	12.900	1.400
22T	102	Kelly Bateman	Washington	4.300	8.600	12.900	1.400
22T	167	Owen Kams	Temple	4.500	8.400	12.900	1.400
22T	124	Jack Gagamov	Minnesota GymACT	4.600	8.300	12.900	1.400
26	115	Zack Murray	Washington	4.100	8.750	12.850	1.450
27T	208	Jimmy Fietsam	NIU	4.000	8.800	12.800	1.500
27T	277	Nolan Levy	Iowa GymACT	4.300	8.600	..	-0.1	12.800	1.500
27*	133	Joseph Pennell	Minnesota GymACT	4.300	8.500	12.800	1.500
27*	162	Nate Davies	Temple	4.300	8.500	12.800	1.500
27T	325	Santino Fort	NC Airmen	4.600	8.200	12.800	1.500
32	262	Aiden Arena	New York Alliance	3.700	8.850	0.1	..	12.650	1.650
33T	204	Jeremy Brinkmann	NIU	3.900	8.700	12.600	1.700
33T	112	Connor Linford	Washington	4.200	8.400	12.600	1.700
33T	158	Cian Baillie	Temple	4.400	8.200	12.600	1.700
36	303	Josh George	FL Storm	2.800	9.650	0.1	..	12.550	1.750
37T	298	Jonathan Staples	Texas Armadillos	3.200	9.300	12.500	1.800
37T	266	Nicholas Conway	New York Alliance	3.700	8.800	12.500	1.800
39	180	Parker Mann	SC United	4.100	8.350	12.450	1.850
40T	234	Aiden Whitehead	GA United	4.000	8.300	0.1	..	12.400	1.900
40T	160	Landon Brady	Temple	4.200	8.200	12.400	1.900
40T	190	Bryson Brandon	Bay Area Bandits	4.500	7.900	12.400	1.900
43	328	Jack Ongstad	NC Airmen	3.100	9.150	0.1	..	12.350	1.950
44	213	Jacob Miller	NIU	3.300	9.000	12.300	2.000
45	294	Aaron Grow	Texas Armadillos	3.800	8.250	0.2	..	12.250	2.050
46T	178	Colin Kilian	SC United	4.400	7.800	12.200	2.100
46T	255	Sam Lee	Mavericks	4.800	7.400	12.200	2.100

2026 GymACT Championships

Event Results - Floor

May 9, 2026

Page: 2
Printed: 5/9/2026 10:02:18 PM

Men / All Levels

Session: 1



Rank	Num	Name	Gym	Diff	Exec	S+	ND	Score	Out
48	327	Michael Kelly	NC Airmen	3.400	8.650	0.1	..	12.150	2.150
49	105	Ben Gum	Washington	4.300	7.700	12.000	2.300
50	320	Joseph St Onge	Indy-Hio	3.900	8.150	..	-0.1	11.950	2.350
51	289	Devan Arvidson	Texas Armadillos	2.900	9.000	11.900	2.400
52T	304	Zachary Gladu	FL Storm	4.000	8.050	..	-0.2	11.850	2.450
52T	265	Casey Cassara	New York Alliance	3.900	7.950	11.850	2.450
52T	183	Sam Oryn	SC United	4.300	7.550	11.850	2.450
55	282	Jake Porrey	Iowa GymACT	3.800	7.950	11.750	2.550
56T	318	Xander Kelley	Indy-Hio	3.300	8.650	..	-0.3	11.650	2.650
56T	130	Anthony Nicholas	Minnesota GymACT	4.300	7.350	11.650	2.650
58T	269	Ryder Jencik	New York Alliance	3.000	8.800	0.1	-0.3	11.600	2.700
58T	243	Braden Mann	KC Twisters	3.200	8.700	..	-0.3	11.600	2.700
60T	201	Alexei Tryshev	Bay Area Bandits	3.500	7.800	..	-0.1	11.200	3.100
60T	225	John Cluelow	GA United	3.400	7.700	0.1	..	11.200	3.100
62T	306	Edward Guthrie	FL Storm	2.400	9.000	..	-0.3	11.100	3.200
62T	322	Cam Timberlake	Indy-Hio	4.500	6.600	11.100	3.200
64	267	Christopher Davila	New York Alliance	3.600	6.800	10.400	3.900
65	236	Cooper Wood	GA United	3.300	6.900	..	-0.4	9.800	4.500

2026 GymACT Championships

Event Results - Pommel

May 9, 2026

Page: 1
Printed: 5/9/2026 10:02:21 PM

Men / All Levels

Session: 1



Rank	Num	Name	Gym	Diff	Exec	S+	ND	Score	Out
1	151	Aidan Myers	Arizona State	4.900	8.900	--	--	13.800	0.000
2	292	Tyler Davidson	Texas Armadillos	5.000	8.550	--	--	13.550	0.250
3	199	William Pearce	Bay Area Bandits	4.300	9.100	--	--	13.400	0.400
4	108	Ryan Heck	Washington	4.400	8.750	--	--	13.150	0.650
5T	107	Carter Hawthorne	Washington	4.300	8.750	--	--	13.050	0.750
5T	150	Izaiha Mlay	Arizona State	4.500	8.550	--	--	13.050	0.750
7	311	Arthur Ashton	Indy-Hio	4.100	8.900	--	--	13.000	0.800
8	156	Samuel Walker	Arizona State	4.800	8.150	--	--	12.950	0.850
9	139	Mark Davis	Arizona State	4.700	8.200	--	--	12.900	0.900
10	143	Elliot Foster	Arizona State	4.200	8.650	--	--	12.850	0.950
11	152	Luke Rodriguez	Arizona State	4.100	8.700	--	--	12.800	1.000
12	173	Evan Zakrewski	Temple	4.100	8.650	--	--	12.750	1.050
13T	109	Judah Hirschman	Washington	3.300	9.400	--	--	12.700	1.100
13T	124	Jack Gagamov	Minnesota GymACT	4.500	8.200	--	--	12.700	1.100
15	193	Joseph Conley	Bay Area Bandits	3.800	8.850	--	--	12.650	1.150
16T	269	Ryder Jencik	New York Alliance	3.500	9.050	--	--	12.550	1.250
16T	158	Cian Baillie	Temple	3.700	8.850	--	--	12.550	1.250
18	318	Xander Kelley	Indy-Hio	3.800	8.700	--	--	12.500	1.300
19	317	Adhish Kashyap	Indy-Hio	4.200	8.250	--	--	12.450	1.350
20	197	Evan Hymanson	Bay Area Bandits	3.600	8.800	--	--	12.400	1.400
21T	229	Samuel Maddox	GA United	3.400	8.950	--	--	12.350	1.450
21T	160	Landon Brady	Temple	3.600	8.750	--	--	12.350	1.450
21T	287	Raif Schaffner	Iowa GymACT	3.900	8.450	--	--	12.350	1.450
24	129	Ben Letvin	Minnesota GymACT	4.200	8.050	--	--	12.250	1.550
25	174	Xavier Ang	SC United	3.500	8.650	--	--	12.150	1.650
26T	122	Sean Francis	Minnesota GymACT	3.600	8.500	--	--	12.100	1.700
26T	219	Vaden Srey	NIU	3.900	8.200	--	--	12.100	1.700
26T	290	Alex Baum	Texas Armadillos	4.200	7.900	--	--	12.100	1.700
29T	282	Jake Porrey	Iowa GymACT	3.100	8.900	--	--	12.000	1.800
29T	144	Nicky Franz	Arizona State	3.800	8.200	--	--	12.000	1.800
29T	119	Paul Acker	Minnesota GymACT	4.000	8.000	--	--	12.000	1.800
32	115	Zack Murray	Washington	3.500	8.400	--	--	11.900	1.900
33	169	Zach Roffman	Temple	3.400	8.450	--	--	11.850	1.950
34T	187	Mark Suzuki	SC United	2.900	8.800	--	--	11.700	2.100
34T	196	Finn Grenstam	Bay Area Bandits	3.300	8.400	--	--	11.700	2.100
34T	105	Ben Gum	Washington	4.100	7.600	--	--	11.700	2.100
37	191	Elbert Chang	Bay Area Bandits	2.900	8.750	--	--	11.650	2.150
38	186	Morgan Stump	SC United	2.400	9.200	--	--	11.600	2.200
39	201	Alexei Tryshev	Bay Area Bandits	3.600	7.950	--	--	11.550	2.250
40	206	Jerid Enyard	NIU	3.900	7.600	--	--	11.500	2.300
41	322	Cam Timberlake	Indy-Hio	2.300	9.100	--	--	11.400	2.400
42T	274	Harrison Brandt	Iowa GymACT	2.100	9.200	--	--	11.300	2.500
42T	245	Landon Young	KC Twisters	3.200	8.100	--	--	11.300	2.500
44T	298	Jonathan Staples	Texas Armadillos	2.600	8.600	--	--	11.200	2.600
44T	281	Aidan Murray	Iowa GymACT	2.700	8.500	--	--	11.200	2.600
44T	273	Jack Vollo	New York Alliance	3.600	7.600	--	--	11.200	2.600
47	316	Travis Jencik	Indy-Hio	3.600	7.550	--	--	11.150	2.650

2026 GymACT Championships

Event Results - Pommel

May 9, 2026

Page: 2
Printed: 5/9/2026 10:02:21 PM

Men / All Levels

Session: 1



Rank	Num	Name	Gym	Diff	Exec	S+	ND	Score	Out
48	267	Christopher Davila	New York Alliance	2.600	8.500	11.100	2.700
49T	303	Josh George	FL Storm	2.300	8.750	11.050	2.750
49T	118	Christian Abran	Minnesota GymACT	3.800	7.250	11.050	2.750
51T	306	Edward Guthrie	FL Storm	1.900	9.100	11.000	2.800
51T	226	Nathan Gruwell	GA United	2.600	8.400	11.000	2.800
51T	190	Bryson Brandon	Bay Area Bandits	3.000	8.000	11.000	2.800
54T	326	Aaron Giedt	NC Airmen	2.100	8.700	10.800	3.000
54T	230	Chad Quermann	GA United	2.800	8.000	10.800	3.000
56	325	Santino Fort	NC Airmen	3.800	6.950	10.750	3.050
57	328	Jack Ongstad	NC Airmen	2.600	8.050	10.650	3.150
58	259	Tyler Schrott	Mavericks	2.600	8.000	10.600	3.200
59	255	Sam Lee	Mavericks	3.700	6.750	10.450	3.350
60	222	Karl Vachlin	NIU	2.500	7.900	10.400	3.400
61	244	Chase Mussman	KC Twisters	2.200	7.950	10.150	3.650
62	258	Gavin Robey	Mavericks	3.500	6.400	9.900	3.900
63	286	Ethan Rolandelli	Iowa GymACT	2.300	7.550	9.850	3.950
64T	304	Zachary Gladu	FL Storm	1.900	7.400	9.300	4.500
64T	264	Adam Burger	New York Alliance	2.600	6.700	9.300	4.500
66	239	Aiden Dawson	KC Twisters	2.300	6.750	9.050	4.750
67	268	Ryan Dugan	New York Alliance	2.700	7.000	..	-1.0	8.700	5.100
68	164	Scott Faust	Temple	2.900	5.350	8.250	5.550

2026 GymACT Championships

Event Results - Rings

Men / All Levels

Session: 1

May 9, 2026



Rank	Num	Name	Gym	Diff	Exec	S+	ND	Score	Out
1	258	Gavin Robey	Mavericks	4.200	9.350	0.2	__	13.750	0.000
2	115	Zack Murray	Washington	4.500	9.000	0.2	__	13.700	0.050
3	143	Elliot Foster	Arizona State	4.400	9.050	__	__	13.450	0.300
4	123	Owen Frank	Minnesota GymACT	4.600	8.750	__	__	13.350	0.400
5T	234	Aiden Whitehead	GA United	4.400	8.900	__	__	13.300	0.450
5T	125	David Grossman	Minnesota GymACT	4.400	8.700	0.2	__	13.300	0.450
7	129	Ben Letvin	Minnesota GymACT	4.300	8.850	__	__	13.150	0.600
8	291	Bryce Cannon	Texas Armadillos	4.600	8.500	__	__	13.100	0.650
9	311	Arthur Ashton	Indy-Hio	4.500	8.500	__	__	13.000	0.750
10	231	Alex Skomorokhov	GA United	4.100	8.800	__	__	12.900	0.850
11T	142	Hunter Flechsig	Arizona State	4.100	8.750	__	__	12.850	0.900
11T	141	Alexander Fessler-Tuck	Arizona State	4.300	8.350	0.2	__	12.850	0.900
13	287	Raif Schaffner	Iowa GymACT	3.800	8.750	0.2	__	12.750	1.000
14T	322	Cam Timberlake	Indy-Hio	3.500	9.000	0.2	__	12.700	1.050
14T	274	Harrison Brandt	Iowa GymACT	3.700	8.800	0.2	__	12.700	1.050
16	197	Evan Hymanson	Bay Area Bandits	3.700	8.950	__	__	12.650	1.100
17T	148	Evan Lacey	Arizona State	3.400	9.200	__	__	12.600	1.150
17T	282	Jake Porrey	Iowa GymACT	3.700	8.900	__	__	12.600	1.150
17T	193	Joseph Conley	Bay Area Bandits	3.900	8.700	__	__	12.600	1.150
17T	144	Nicky Franz	Arizona State	4.600	8.000	__	__	12.600	1.150
21T	111	Riley Lineman	Washington	4.100	8.450	__	__	12.550	1.200
21T	162	Nate Davies	Temple	4.200	8.350	__	__	12.550	1.200
23T	133	Joseph Pennell	Minnesota GymACT	3.500	8.900	0.1	__	12.500	1.250
23T	255	Sam Lee	Mavericks	3.700	8.800	__	__	12.500	1.250
23T	114	Drake Miesel	Washington	3.800	8.500	0.2	__	12.500	1.250
26	247	Caleb Demarest	Mavericks	3.800	8.650	__	__	12.450	1.300
27T	215	Chase Orna	NIU	3.800	8.600	__	__	12.400	1.350
27T	168	Aidan Militello	Temple	3.900	8.300	0.2	__	12.400	1.350
29	181	Marqus Miranda	SC United	4.800	7.450	__	__	12.250	1.500
30T	323	Owen Tong	Indy-Hio	3.400	8.750	__	__	12.150	1.600
30T	202	Avery Anderson	NIU	4.600	7.550	__	__	12.150	1.600
32	185	Shawn Singh	SC United	4.000	8.100	__	__	12.100	1.650
33T	326	Aaron Giedt	NC Airmen	2.900	9.400	__	-0.3	12.000	1.750
33T	190	Bryson Brandon	Bay Area Bandits	3.500	8.800	__	-0.3	12.000	1.750
33T	325	Santino Fort	NC Airmen	4.200	7.800	__	__	12.000	1.750
36T	284	Alexander Riley	Iowa GymACT	3.300	8.650	__	__	11.950	1.800
36T	173	Evan Zakrewski	Temple	3.800	8.150	__	__	11.950	1.800
38T	116	Everett O'Donnell	Washington	3.000	8.900	__	__	11.900	1.850
38T	174	Xavier Ang	SC United	3.200	8.700	__	__	11.900	1.850
38T	160	Landon Brady	Temple	3.300	8.400	0.2	__	11.900	1.850
41	117	Mitchell Payumo	Washington	4.000	7.850	__	__	11.850	1.900
42	316	Travis Jencik	Indy-Hio	3.300	8.500	__	__	11.800	1.950
43T	301	Simon Bolshakov	FL Storm	2.900	8.700	__	__	11.600	2.150
43T	150	Izaiha Mlay	Arizona State	3.700	7.900	__	__	11.600	2.150
45	124	Jack Gagamov	Minnesota GymACT	3.300	8.250	__	__	11.550	2.200
46T	309	Corey Page	FL Storm	2.700	8.700	0.1	__	11.500	2.250
46T	134	KJ Richardson	Minnesota GymACT	3.000	8.600	0.2	-0.3	11.500	2.250

2026 GymACT Championships

Event Results - Rings

May 9, 2026

Page: 2
Printed: 5/9/2026 10:02:25 PM

Men / All Levels

Session: 1



Rank	Num	Name	Gym	Diff	Exec	S+	ND	Score	Out
48	209	Lucas Gutman	NIU	3.600	7.850	11.450	2.300
49	199	William Pearce	Bay Area Bandits	2.500	9.150	..	-0.3	11.350	2.400
50	241	Kevin Jansen	KC Twisters	3.000	8.300	11.300	2.450
51	225	John Cluelow	GA United	3.700	7.500	11.200	2.550
52T	264	Adam Burger	New York Alliance	3.000	8.450	..	-0.3	11.150	2.600
52T	288	Connor VanBocxlaer	Iowa GymACT	2.900	8.250	11.150	2.600
54	328	Jack Ongstad	NC Airmen	2.500	8.500	11.000	2.750
55	240	Evan Frey	KC Twisters	3.600	7.350	10.950	2.800
56	303	Josh George	FL Storm	2.800	8.100	10.900	2.850
57	298	Jonathan Staples	Texas Armadillos	2.100	8.650	0.1	..	10.850	2.900
58T	312	Aaron Bayer	Indy-Hio	2.800	8.000	10.800	2.950
58T	171	Jason Wenzel	Temple	3.900	6.900	10.800	2.950
60	268	Ryan Dugan	New York Alliance	3.700	7.000	10.700	3.050
61	273	Jack Vollo	New York Alliance	2.100	8.700	..	-0.3	10.500	3.250
62	237	Cole Bohanon	KC Twisters	2.900	7.650	..	-0.3	10.250	3.500
63	267	Christopher Davila	New York Alliance	2.300	8.850	..	-1.0	10.150	3.600
64	192	Sam Cohen	Bay Area Bandits	3.400	6.400	..	-0.3	9.500	4.250
65	296	Dillan McConkey	Texas Armadillos	1.800	8.800	..	-1.3	9.300	4.450
66	201	Alexei Tryshev	Bay Area Bandits	2.500	7.050	..	-0.3	9.250	4.500
67	272	Chun Yin Tse-Kralik	New York Alliance	1.700	8.800	..	-1.3	9.200	4.550
68	194	Andrew Fairchild	Bay Area Bandits	2.800	6.950	..	-1.3	8.450	5.300

2026 GymACT Championships

Event Results - Vault

Men / All Levels

Session: 1

May 9, 2026



Rank	Num	Name	Gym	Diff	Exec	S+	ND	Score	Out
1	129	Ben Letvin	Minnesota GymACT	4.800	9.350	14.150	0.000
2	163	Amir El-Moslemany	Temple	4.800	9.300	14.100	0.050
3T	283	Max Racutt	Iowa GymACT	4.400	9.600	14.000	0.150
3T	104	Adrián Facundo	Washington	4.800	9.200	14.000	0.150
5*	150	Izaiha Mlay	Arizona State	4.800	8.950	13.750	0.400
5*	143	Elliot Foster	Arizona State	4.800	8.950	13.750	0.400
7	142	Hunter Flechsig	Arizona State	4.800	9.000	..	-0.1	13.700	0.450
8	126	Caleb Gurman	Minnesota GymACT	4.800	8.950	..	-0.1	13.650	0.500
9	135	Warren Strootman	Minnesota GymACT	4.400	9.200	13.600	0.550
10	144	Nicky Franz	Arizona State	4.400	9.150	..	-0.1	13.450	0.700
11*	268	Ryan Dugan	New York Alliance	4.400	8.900	13.300	0.850
11*	137	Micah Winder	Minnesota GymACT	4.400	8.900	13.300	0.850
13*	171	Jason Wenzel	Temple	4.400	8.950	..	-0.1	13.250	0.900
13*	153	Ronan Sebold	Arizona State	4.400	8.950	..	-0.1	13.250	0.900
13T	325	Santino Fort	NC Airmen	4.400	8.850	13.250	0.900
13T	287	Raif Schaffner	Iowa GymACT	4.800	8.550	..	-0.1	13.250	0.900
17	221	Bradley Tooley	NIU	4.400	8.800	13.200	0.950
18	189	Hayden Aycock	Bay Area Bandits	4.400	8.850	..	-0.1	13.150	1.000
19T	234	Aiden Whitehead	GA United	3.600	9.500	13.100	1.050
19T	162	Nate Davies	Temple	4.000	9.100	13.100	1.050
19T	322	Cam Timberlake	Indy-Hio	4.400	8.800	..	-0.1	13.100	1.050
19*	255	Sam Lee	Mavericks	4.800	8.600	..	-0.3	13.100	1.050
19*	120	Peter Davis-Ross	Minnesota GymACT	4.800	8.600	..	-0.3	13.100	1.050
24	197	Evan Hymanson	Bay Area Bandits	4.000	9.000	13.000	1.150
25T	280	Parker Mueller	Iowa GymACT	4.000	8.950	12.950	1.200
25T	314	Max Ford	Indy-Hio	4.400	8.850	..	-0.3	12.950	1.200
27	199	William Pearce	Bay Area Bandits	4.000	8.900	12.900	1.250
28T	105	Ben Gum	Washington	4.000	8.950	..	-0.1	12.850	1.300
28T	115	Zack Murray	Washington	4.400	8.550	..	-0.1	12.850	1.300
30*	320	Joseph St Onge	Indy-Hio	3.600	9.200	12.800	1.350
30*	321	Brecken Teague	Indy-Hio	3.600	9.200	12.800	1.350
30T	172	Aidan Whittier	Temple	4.000	9.100	..	-0.3	12.800	1.350
30T	257	Cody Myers	Mavericks	4.000	8.800	12.800	1.350
34*	242	Joshua Laudie	KC Twisters	3.600	9.150	12.750	1.400
34*	159	Taidhg Baillie	Temple	3.600	9.150	12.750	1.400
34T	253	Jackson Korowin	Mavericks	4.400	8.350	12.750	1.400
37	238	Chance Brogan	KC Twisters	3.600	9.100	12.700	1.450
38*	267	Christopher Davila	New York Alliance	3.600	9.050	12.650	1.500
38*	265	Casey Cassara	New York Alliance	3.600	9.050	12.650	1.500
40*	196	Finn Grenstam	Bay Area Bandits	3.600	9.000	12.600	1.550
40*	282	Jake Porrey	Iowa GymACT	3.600	9.000	12.600	1.550
40*	184	Dillon Schaffer	SC United	3.600	9.000	12.600	1.550
40T	178	Colin Kilian	SC United	4.400	8.500	..	-0.3	12.600	1.550
44	110	Austin Hopping	Washington	3.600	8.950	12.550	1.600
45T	160	Landon Brady	Temple	3.600	9.100	..	-0.3	12.400	1.750
45T	203	Everett Barnett	NIU	3.600	8.900	..	-0.1	12.400	1.750
45*	318	Xander Kelley	Indy-Hio	3.600	8.800	12.400	1.750

2026 GymACT Championships

Event Results - Vault

May 9, 2026

Page: 2
Printed: 5/9/2026 10:02:28 PM

Men / All Levels

Session: 1



Rank	Num	Name	Gym	Diff	Exec	S+	ND	Score	Out
45*	304	Zachary Gladu	FL Storm	3.600	8.800	12.400	1.750
45*	262	Aiden Arena	New York Alliance	3.600	8.800	12.400	1.750
45*	290	Alex Baum	Texas Armadillos	3.600	8.800	12.400	1.750
51	181	Marqus Miranda	SC United	4.400	7.850	12.250	1.900
52T	201	Alexei Tryshev	Bay Area Bandits	3.600	8.650	..	-0.1	12.150	2.000
52T	226	Nathan Gruwell	GA United	4.400	7.750	12.150	2.000
54	328	Jack Ongstad	NC Airmen	2.800	9.300	12.100	2.050
55	124	Jack Gagamov	Minnesota GymACT	2.800	9.200	12.000	2.150
56	243	Braden Mann	KC Twisters	3.600	8.650	..	-0.3	11.950	2.200
57T	225	John Cluelow	GA United	3.600	8.600	..	-0.3	11.900	2.250
57T	296	Dillan McConkey	Texas Armadillos	4.000	8.200	..	-0.3	11.900	2.250
59	190	Bryson Brandon	Bay Area Bandits	4.400	7.750	..	-0.3	11.850	2.300
60	210	Alex Hopper	NIU	2.400	9.300	11.700	2.450
61	327	Michael Kelly	NC Airmen	2.800	8.850	11.650	2.500
62T	297	Tristan Reyna	Texas Armadillos	3.600	7.950	11.550	2.600
62T	274	Harrison Brandt	Iowa GymACT	4.400	7.450	..	-0.3	11.550	2.600
64	102	Kelly Bateman	Washington	2.800	8.800	..	-0.1	11.500	2.650
65	306	Edward Guthrie	FL Storm	2.000	9.150	11.150	3.000
66	307	Samuel Kostine	FL Storm	2.000	8.600	10.600	3.550
67	266	Nicholas Conway	New York Alliance	0.000	0.000	0.000	14.150

2026 GymACT Championships

Event Results - P Bars

Men / All Levels

Session: 1

May 9, 2026



Rank	Num	Name	Gym	Diff	Exec	S+	ND	Score	Out
1	143	Elliot Foster	Arizona State	4.900	8.650	13.550	0.000
2	142	Hunter Flechsig	Arizona State	4.000	9.050	0.2	..	13.250	0.300
3	193	Joseph Conley	Bay Area Bandits	3.900	9.250	13.150	0.400
4T	150	Izaiha Mlay	Arizona State	3.700	9.100	12.800	0.750
4T	156	Samuel Walker	Arizona State	4.100	8.700	12.800	0.750
4T	116	Everett O'Donnell	Washington	3.900	8.700	0.2	..	12.800	0.750
7T	112	Connor Linford	Washington	3.800	8.950	12.750	0.800
7T	145	Will Howard	Arizona State	3.900	8.850	12.750	0.800
9	255	Sam Lee	Mavericks	4.200	8.450	12.650	0.900
10	197	Evan Hymanson	Bay Area Bandits	4.900	7.700	12.600	0.950
11T	186	Morgan Stump	SC United	3.100	9.250	0.2	..	12.550	1.000
11T	174	Xavier Ang	SC United	4.200	8.350	12.550	1.000
13T	323	Owen Tong	Indy-Hio	2.900	9.400	0.2	..	12.500	1.050
13T	129	Ben Letvin	Minnesota GymACT	3.400	9.100	12.500	1.050
15T	225	John Cluelow	GA United	2.900	9.350	0.2	..	12.450	1.100
15T	173	Evan Zakrewski	Temple	3.300	9.150	12.450	1.100
15T	158	Cian Baillie	Temple	3.900	8.550	12.450	1.100
18T	133	Joseph Pennell	Minnesota GymACT	3.300	9.100	12.400	1.150
18T	123	Owen Frank	Minnesota GymACT	3.600	8.800	12.400	1.150
20	114	Drake Miesel	Washington	3.300	8.850	0.2	..	12.350	1.200
21	311	Arthur Ashton	Indy-Hio	4.000	8.300	12.300	1.250
22T	160	Landon Brady	Temple	3.300	8.950	12.250	1.300
22T	286	Ethan Rolandelli	Iowa GymACT	3.400	8.850	12.250	1.300
24T	164	Scott Faust	Temple	3.500	8.700	12.200	1.350
24T	125	David Grossman	Minnesota GymACT	3.700	8.500	12.200	1.350
26	115	Zack Murray	Washington	3.100	9.050	12.150	1.400
27T	108	Ryan Heck	Washington	3.100	9.000	12.100	1.450
27T	132	Luke Pedersen	Minnesota GymACT	3.400	8.500	0.2	..	12.100	1.450
29	314	Max Ford	Indy-Hio	3.600	8.450	12.050	1.500
30	272	Chun Yin Tse-Kralik	New York Alliance	2.400	9.350	0.2	..	11.950	1.600
31	321	Brecken Teague	Indy-Hio	3.100	8.600	0.2	..	11.900	1.650
32	298	Jonathan Staples	Texas Armadillos	2.400	9.450	11.850	1.700
33T	282	Jake Porrey	Iowa GymACT	2.600	9.200	11.800	1.750
33T	219	Vaden Srey	NIU	2.700	9.100	11.800	1.750
35	284	Alexander Riley	Iowa GymACT	2.900	8.850	11.750	1.800
36	240	Evan Frey	KC Twisters	2.700	9.000	11.700	1.850
37	306	Edward Guthrie	FL Storm	2.300	9.350	11.650	1.900
38T	322	Cam Timberlake	Indy-Hio	2.200	9.400	11.600	1.950
38T	290	Alex Baum	Texas Armadillos	3.500	8.100	11.600	1.950
40T	170	Ayden Thelen-Perry	Temple	3.300	8.250	11.550	2.000
40T	303	Josh George	FL Storm	3.700	7.850	11.550	2.000
42T	326	Aaron Giedt	NC Airmen	1.900	9.600	11.500	2.050
42T	243	Braden Mann	KC Twisters	2.200	9.300	11.500	2.050
42T	287	Raif Schaffner	Iowa GymACT	3.400	8.100	11.500	2.050
45T	267	Christopher Davila	New York Alliance	2.700	8.650	11.350	2.200
45T	274	Harrison Brandt	Iowa GymACT	3.100	8.250	11.350	2.200
47	242	Joshua Laudie	KC Twisters	3.200	8.100	11.300	2.250

2026 GymACT Championships

Event Results - P Bars

May 9, 2026

Page: 2
Printed: 5/9/2026 10:02:34 PM

Men / All Levels

Session: 1



Rank	Num	Name	Gym	Diff	Exec	S+	ND	Score	Out
48T	289	Devan Arvidson	Texas Armadillos	2.500	8.700	--	--	11.200	2.350
48T	175	Adam Barba	SC United	2.800	8.400	--	--	11.200	2.350
48T	325	Santino Fort	NC Airmen	3.400	7.800	--	--	11.200	2.350
51T	124	Jack Gagamov	Minnesota GymACT	3.400	7.750	--	--	11.150	2.400
51T	261	Ethan Zenick	Mavericks	3.500	7.650	--	--	11.150	2.400
53	199	William Pearce	Bay Area Bandits	3.600	7.500	--	--	11.100	2.450
54	304	Zachary Gladu	FL Storm	3.800	7.250	--	--	11.050	2.500
55T	260	Clark Warrener	Mavericks	2.800	8.200	--	--	11.000	2.550
55T	312	Aaron Bayer	Indy-Hio	3.500	7.500	--	--	11.000	2.550
55T	130	Anthony Nicholas	Minnesota GymACT	3.600	7.400	--	--	11.000	2.550
58*	226	Nathan Gruwell	GA United	3.100	7.800	--	--	10.900	2.650
58*	190	Bryson Brandon	Bay Area Bandits	3.100	7.800	--	--	10.900	2.650
60	328	Jack Ongstad	NC Airmen	2.400	8.450	--	--	10.850	2.700
61T	233	Aaron Weinberg	GA United	2.600	8.200	--	--	10.800	2.750
61T	204	Jeremy Brinkmann	NIU	3.300	7.500	--	--	10.800	2.750
63	266	Nicholas Conway	New York Alliance	2.300	8.050	--	--	10.350	3.200
64	271	Ethan Rio	New York Alliance	3.600	6.450	--	--	10.050	3.500
65	223	Mason Walton	NIU	2.400	7.500	--	--	9.900	3.650
66	264	Adam Burger	New York Alliance	1.600	7.600	--	--	9.200	4.350
67	201	Alexei Tryshev	Bay Area Bandits	2.600	5.200	--	--	7.800	5.750

2026 GymACT Championships

Event Results - H Bar

Men / All Levels

Session: 1

May 9, 2026



Rank	Num	Name	Gym	Diff	Exec	S+	ND	Score	Out
1	255	Sam Lee	Mavericks	4.700	8.650	13.350	0.000
2	124	Jack Gagamov	Minnesota GymACT	4.600	8.400	0.2	..	13.200	0.150
3	150	Izaiha Mlay	Arizona State	4.100	8.850	0.2	..	13.150	0.200
4	142	Hunter Flechsig	Arizona State	4.000	8.900	0.2	..	13.100	0.250
5	197	Evan Hymanson	Bay Area Bandits	4.700	8.300	13.000	0.350
6	143	Elliot Foster	Arizona State	4.700	8.000	0.2	..	12.900	0.450
7	287	Raif Schaffner	Iowa GymACT	3.700	8.650	0.2	..	12.550	0.800
8T	325	Santino Fort	NC Airmen	3.900	8.600	12.500	0.850
8T	132	Luke Pedersen	Minnesota GymACT	4.200	8.300	12.500	0.850
10T	320	Joseph St Onge	Indy-Hio	3.200	9.050	0.2	..	12.450	0.900
10T	238	Chance Brogan	KC Twisters	4.200	8.250	12.450	0.900
12T	301	Simon Bolshakov	FL Storm	3.300	8.800	0.2	..	12.300	1.050
12*	313	Jake Ford	Indy-Hio	3.800	8.500	12.300	1.050
12*	129	Ben Letvin	Minnesota GymACT	3.800	8.500	12.300	1.050
15T	283	Max Racutt	Iowa GymACT	3.500	8.700	12.200	1.150
15T	170	Ayden Thelen-Perry	Temple	3.600	8.400	0.2	..	12.200	1.150
17	274	Harrison Brandt	Iowa GymACT	3.600	8.350	0.2	..	12.150	1.200
18T	112	Connor Linford	Washington	3.700	8.400	12.100	1.250
18T	147	Will Kinnick	Arizona State	3.500	8.400	0.2	..	12.100	1.250
20	135	Warren Strootman	Minnesota GymACT	4.100	7.750	0.2	..	12.050	1.300
21T	321	Brecken Teague	Indy-Hio	2.900	8.800	0.2	..	11.900	1.450
21T	154	Khamaree Thomas	Arizona State	4.000	7.900	11.900	1.450
23	111	Riley Lineman	Washington	3.400	8.450	11.850	1.500
24T	286	Ethan Rolandelli	Iowa GymACT	2.700	8.950	11.650	1.700
24T	160	Landon Brady	Temple	3.400	8.250	11.650	1.700
24T	125	David Grossman	Minnesota GymACT	4.200	7.250	0.2	..	11.650	1.700
27	193	Joseph Conley	Bay Area Bandits	3.100	8.500	11.600	1.750
28T	201	Alexei Tryshev	Bay Area Bandits	4.200	7.350	11.550	1.800
28T	199	William Pearce	Bay Area Bandits	4.900	6.650	11.550	1.800
30T	267	Christopher Davila	New York Alliance	2.400	8.900	0.2	..	11.500	1.850
30*	252	Ethan King	Mavericks	3.000	8.500	11.500	1.850
30*	203	Everett Barnett	NIU	3.000	8.500	11.500	1.850
33	328	Jack Ongstad	NC Airmen	2.400	8.950	0.1	..	11.450	1.900
34T	295	Chase Haeske	Texas Armadillos	2.100	9.100	0.1	..	11.300	2.050
34T	282	Jake Porrey	Iowa GymACT	2.500	8.600	0.2	..	11.300	2.050
36	311	Arthur Ashton	Indy-Hio	4.200	7.000	11.200	2.150
37T	264	Adam Burger	New York Alliance	2.300	8.850	11.150	2.200
37T	115	Zack Murray	Washington	3.000	8.150	11.150	2.200
39T	309	Corey Page	FL Storm	2.100	9.000	11.100	2.250
39T	178	Colin Kilian	SC United	3.800	7.300	11.100	2.250
39T	190	Bryson Brandon	Bay Area Bandits	3.900	7.200	11.100	2.250
42	291	Bryce Cannon	Texas Armadillos	2.300	8.700	11.000	2.350
43	326	Aaron Giedt	NC Airmen	1.900	9.050	10.950	2.400
44	180	Parker Mann	SC United	2.200	8.700	10.900	2.450
45	102	Kelly Bateman	Washington	2.800	8.050	10.850	2.500
46	312	Aaron Bayer	Indy-Hio	3.200	7.600	10.800	2.550
47T	225	John Cluelow	GA United	2.300	8.450	10.750	2.600

2026 GymACT Championships

Event Results - H Bar

May 9, 2026

Page: 2
Printed: 5/9/2026 10:02:36 PM

Men / All Levels

Session: 1



Rank	Num	Name	Gym	Diff	Exec	S+	ND	Score	Out
47T	186	Morgan Stump	SC United	2.700	8.050	10.750	2.600
49	272	Chun Yin Tse-Kralik	New York Alliance	3.000	7.650	10.650	2.700
50	173	Evan Zakrewski	Temple	3.000	7.550	10.550	2.800
51T	297	Tristan Reyna	Texas Armadillos	2.300	8.200	10.500	2.850
51T	222	Karl Vachlin	NIU	2.500	8.000	10.500	2.850
53	322	Cam Timberlake	Indy-Hio	2.600	7.550	0.2	..	10.350	3.000
54	243	Braden Mann	KC Twisters	2.300	8.000	10.300	3.050
55	162	Nate Davies	Temple	2.900	7.350	10.250	3.100
56	244	Chase Mussman	KC Twisters	3.400	6.600	0.2	..	10.200	3.150
57	231	Alex Skomorokhov	GA United	2.700	7.400	10.100	3.250
58	157	Josiah Abram	Temple	3.000	6.850	0.2	..	10.050	3.300
59	217	McBaine Scholzen	NIU	3.200	6.800	10.000	3.350
60	271	Ethan Rio	New York Alliance	3.400	6.500	9.900	3.450
61	304	Zachary Gladu	FL Storm	2.500	7.150	0.1	..	9.750	3.600
62	257	Cody Myers	Mavericks	3.200	5.350	8.550	4.800
63	265	Casey Cassara	New York Alliance	2.700	5.750	8.450	4.900
64	226	Nathan Gruwell	GA United	1.800	6.400	0.1	..	8.300	5.050
65	110	Austin Hopping	Washington	2.400	5.000	7.400	5.950