







2026 GymACT Championships

Team Results

May 9, 2026

Rank	Gym	Team	Score						
1	Arizona State	X	315.500	53.000 3	52.450 1	51.750 2	54.650 2	52.400 1	51.250 1
2	Minnesota GymACT	X	308.800	53.600 1	49.050 6	52.300 1	54.700 1	49.100 4	50.050 2
3	Washington	X	301.100	51.400 5T	50.800 2	50.650 3	52.250 5	50.050 2	45.950 6
4	Iowa GymACT	X	298.650	53.150 2	46.850 7	50.000 4	52.800 4	47.300 7	48.550 3
5	Indy-Hio	X	297.400	50.150 7	49.350 5	49.650 5	51.650 6T	48.750 5	47.850 4
6	Temple	X	296.950	51.400 5T	49.500 4	48.800 6	53.250 3	49.350 3	44.650 7
7	Bay Area Bandits	X	296.800	52.800 4	50.150 3	46.750 7	51.650 6T	47.750 6	47.700 5
8	New York Alliance	X	273.150	48.600 8	44.150 8	42.500 8	51.000 8	43.700 8	43.200 8

NCAA Gymnastics Score Sheet

Team: Home Arizona State Coach: _____

Date May 9, 2026 Place Oklahoma City Convention Center Attendance 0

Gymnast Name		D	1	2	3	4	5	stk	nd	AVE
FLOOR	1 Nicky Franz	144	4.8	8.6	8.8					13.500
	2 Ronan Sebold	153	4.4	8.6	8.6					13.000
	3 Izaiha Mlay	150	4.4	8.5	8.7					13.000
	4 Elliot Foster	143	4.8	8.4	8.5			0.2		13.450
	5 Will Howard	145	4.4	8.7	8.6					13.050

Judge Name	Rating

Floor Score: **53.000** Running Score: **53.000**

Pommel		D	1	2	3	4	5	stk	nd	AVE
POMMEL	1 Nicky Franz	144	3.8	8.1	8.3					12.000
	2 Luke Rodriguez	152	4.1	8.6	8.8					12.800
	3 Samuel Walker	156	4.8	8.0	8.3					12.950
	4 Aidan Myers	151	4.9	9.0	8.8					13.800
	5 Mark Davis	139	4.7	8.3	8.1					12.900

--	--

Pommel Score: **52.450** Running Score: **105.450**

Rings		D	1	2	3	4	5	stk	nd	AVE
RINGS	1 Evan Lacey	148	3.4	9.3	9.1					12.600
	2 Alexander Fessl-Tuck	141	4.3	8.2	8.5			0.2		12.850
	3 Hunter Flechsig	142	4.1	8.9	8.6					12.850
	4 Elliot Foster	143	4.4	9.0	9.1					13.450
	5 Nicky Franz	144	4.6	7.8	8.2					12.600

--	--

Rings Score: **51.750** Running Score: **157.200**

Vault		D	1	2	3	4	5	stk	nd	AVE
VAULT	1 Ronan Sebold	153	4.4	8.9	9.0				-0.1	13.250
	2 Nicky Franz	144	4.4	9.0	9.3				-0.1	13.450
	3 Hunter Flechsig	142	4.8	8.9	9.1				-0.1	13.700
	4 Izaiha Mlay	150	4.8	8.8	9.1					13.750
	5 Elliot Foster	143	4.8	8.9	9.0					13.750

--	--

Vault Score: **54.650** Running Score: **211.850**

P. Bar		D	1	2	3	4	5	stk	nd	AVE
P. BAR	1 Will Howard	145	3.9	8.9	8.8					12.750
	2 Samuel Walker	156	4.1	8.9	8.5					12.800
	3 Hunter Flechsig	142	4.0	9.0	9.1			0.2		13.250
	4 Izaiha Mlay	150	3.7	9.2	9.0					12.800
	5 Elliot Foster	143	4.9	8.8	8.5					13.550

--	--

P. Bar Score: **52.400** Running Score: **264.250**

H. Bar		D	1	2	3	4	5	stk	nd	AVE
H. BAR	1 Will Kinnick	147	3.5	8.5	8.3			0.2		12.100
	2 Khamaree Thomas	154	4.0	8.1	7.7					11.900
	3 Hunter Flechsig	142	4.0	8.8	9.0			0.2		13.100
	4 Izaiha Mlay	150	4.1	9.0	8.7			0.2		13.150
	5 Elliot Foster	143	4.7	8.2	7.8			0.2		12.900

--	--

H. Bar Score: **51.250** Running Score: **315.500**

Final Team Score: **315.500**

All-Arounders

	Foster	Mlay				
FX	13.450	13.000				
PH	12.850	13.050				
SR	13.450	11.600				
VT	13.750	13.750				
PB	13.550	12.800				
HB	12.900	13.150				
AA	79.950	77.350				

Coach's Signature _____

NCAA Gymnastics Score Sheet

Team: Visitor _____ Bay Area Bandits _____ Coach: _____

Date May 9, 2026 Place Oklahoma City Convention Center Attendance 0

Gymnast Name		D	1	2	3	4	5	stk	nd	AVE
FLOOR	1 William Pearce	199	4.4	8.9	8.9					13.300
	2 Alexei Tryshev	201	3.5	7.8	7.8				-0.1	11.200
	3 Bryson Brandon	190	4.5	7.9	7.9					12.400
	4 Finn Grenstam	196	4.7	8.5	8.6					13.250
	5 Evan Hymanson	197	5.0	8.5	8.8			0.2		13.850

Judge Name	Rating

Floor Score: **52.800** Running Score: **52.800**

POMMEL	1 Joseph Conley	193	3.8	8.9	8.8					12.650
	2 Finn Grenstam	196	3.3	8.4	8.4					11.700
	3 Evan Hymanson	197	3.6	8.9	8.7					12.400
	4 Elbert Chang	191	2.9	8.8	8.7					11.650
	5 William Pearce	199	4.3	9.0	9.2					13.400

--	--

Pommel Score: **50.150** Running Score: **102.950**

RINGS	1 Andrew Fairchild	194	2.8	7.2	6.7				-1.3	8.450
	2 Sam Cohen	192	3.4	6.6	6.2				-0.3	9.500
	3 Evan Hymanson	197	3.7	8.9	9.0					12.650
	4 Joseph Conley	193	3.9	8.8	8.6					12.600
	5 Bryson Brandon	190	3.5	8.7	8.9				-0.3	12.000

--	--

Rings Score: **46.750** Running Score: **149.700**

VAULT	1 Evan Hymanson	197	4.0	8.9	9.1					13.000
	2 Bryson Brandon	190	4.4	7.8	7.7				-0.3	11.850
	3 William Pearce	199	4.0	9.0	8.8					12.900
	4 Finn Grenstam	196	3.6	8.9	9.1					12.600
	5 Hayden Aycock	189	4.4	8.7	9.0				-0.1	13.150

--	--

Vault Score: **51.650** Running Score: **201.350**

PARALLEL BAR	1 Joseph Conley	193	3.9	9.2	9.3					13.150
	2 Alexei Tryshev	201	2.6	5.4	5.0					7.800
	3 Bryson Brandon	190	3.1	8.0	7.6					10.900
	4 William Pearce	199	3.6	7.6	7.4					11.100
	5 Evan Hymanson	197	4.9	7.8	7.6					12.600

--	--

P. Bar Score: **47.750** Running Score: **249.100**

HIGH BAR	1 Joseph Conley	193	3.1	8.6	8.4					11.600
	2 Alexei Tryshev	201	4.2	7.4	7.3					11.550
	3 Bryson Brandon	190	3.9	7.4	7.0					11.100
	4 William Pearce	199	4.9	6.8	6.5					11.550
	5 Evan Hymanson	197	4.7	8.4	8.2					13.000

--	--

H. Bar Score: **47.700** Running Score: **296.800**

Final Team Score: **296.800**

All-Arounders

	Brandon	Hymanson	Pearce	Tryshev		
FX	12.400	13.850	13.300	11.200		
PH	11.000	12.400	13.400	11.550		
SR	12.000	12.650	11.350	9.250		
VT	11.850	13.000	12.900	12.150		
PB	10.900	12.600	11.100	7.800		
HB	11.100	13.000	11.550	11.550		
AA	69.250	77.500	73.600	63.500		

Coach's Signature _____

NCAA Gymnastics Score Sheet

Team: Visitor _____ low a GymACT _____ Coach: _____

Date May 9, 2026 Place Oklahoma City Convention Center Attendance 0

		Gymnast Name	D	1	2	3	4	5	stk	nd	AVE	Judge Name	Rating
FLOOR	1	Jake Porrey	282	3.8	7.8	8.1					11.750		
	2	Nolan Levy	277	4.3	8.6	8.6				-0.1	12.800		
	3	Aidan Murray	281	4.2	9.1	8.9					13.200		
	4	Max Racutt	283	4.3	9.1	9.4			0.2		13.750		
	5	Raif Schaffner	287	5.0	8.4	8.4					13.400		

Floor Score: **53.150** Running Score: **53.150**

POMMEL	1	Ethan Rolandelli	286	2.3	7.5	7.6					9.850		
	2	Harrison Brandt	274	2.1	9.2	9.2					11.300		
	3	Aidan Murray	281	2.7	8.5	8.5					11.200		
	4	Jake Porrey	282	3.1	9.0	8.8					12.000		
	5	Raif Schaffner	287	3.9	8.3	8.6					12.350		

Pommel Score: **46.850** Running Score: **100.000**

RINGS	1	Connor VanBocxlaer	288	2.9	8.1	8.4					11.150		
	2	Jake Porrey	282	3.7	8.8	9.0					12.600		
	3	Alexander Riley	284	3.3	8.7	8.6					11.950		
	4	Harrison Brandt	274	3.7	8.8	8.8			0.2		12.700		
	5	Raif Schaffner	287	3.8	8.7	8.8			0.2		12.750		

Rings Score: **50.000** Running Score: **150.000**

VAULT	1	Jake Porrey	282	3.6	8.9	9.1					12.600		
	2	Parker Mueller	280	4.0	8.9	9.0					12.950		
	3	Harrison Brandt	274	4.4	7.7	7.2				-0.3	11.550		
	4	Raif Schaffner	287	4.8	8.5	8.6				-0.1	13.250		
	5	Max Racutt	283	4.4	9.6	9.6					14.000		

Vault Score: **52.800** Running Score: **202.800**

PBAR	1	Jake Porrey	282	2.6	9.2	9.2					11.800		
	2	Harrison Brandt	274	3.1	8.4	8.1					11.350		
	3	Alexander Riley	284	2.9	9.0	8.7					11.750		
	4	Ethan Rolandelli	286	3.4	8.8	8.9					12.250		
	5	Raif Schaffner	287	3.4	8.0	8.2					11.500		

P. Bar Score: **47.300** Running Score: **250.100**

HBAR	1	Jake Porrey	282	2.5	8.6	8.6			0.2		11.300		
	2	Ethan Rolandelli	286	2.7	8.8	9.1					11.650		
	3	Max Racutt	283	3.5	8.8	8.6					12.200		
	4	Harrison Brandt	274	3.6	8.5	8.2			0.2		12.150		
	5	Raif Schaffner	287	3.7	8.6	8.7			0.2		12.550		

H. Bar Score: **48.550** Running Score: **298.650**

Final Team Score: **298.650**

All-Arounders

	Brandt	Porrey	Schaffner			
FX	13.150	11.750	13.400			
PH	11.300	12.000	12.350			
SR	12.700	12.600	12.750			
VT	11.550	12.600	13.250			
PB	11.350	11.800	11.500			
HB	12.150	11.300	12.550			
AA	72.200	72.050	75.800			

Coach's Signature _____

NCAA Gymnastics Score Sheet

Team: Visitor Minnesota Mens Gymnastics Coach: _____

Date May 9, 2026 Place Oklahoma City Convention Center Attendance 0

Gymnast Name		D	1	2	3	4	5	stk	nd	AVE
FLOOR	1 Micah Winder	137	4.6	9.0	9.0					13.600
	2 Joseph Pennell	133	4.3	8.5	8.5					12.800
	3 Anthony Nicholas	130	4.3	7.2	7.5					11.650
	4 Jack Gagamov	124	4.6	8.4	8.2					12.900
	5 Ben Letvin	129	5.0	9.3	9.3					14.300

Judge Name _____ Rating _____

Floor Score: **53.600** Running Score: **53.600**

POMMEL	1 Sean Francis	122	3.6	8.5	8.5					12.100
	2 Christian Abran	118	3.8	7.2	7.3					11.050
	3 Paul Acker	119	4.0	7.7	8.3					12.000
	4 Ben Letvin	129	4.2	7.9	8.2					12.250
	5 Jack Gagamov	124	4.5	8.0	8.4					12.700

Pommel Score: **49.050** Running Score: **102.650**

RINGS	1 KJ Richardson	134	3.0	8.5	8.7			0.2	-0.3	11.500
	2 Joseph Pennell	133	3.5	9.0	8.8			0.1		12.500
	3 David Grossman	125	4.4	8.6	8.8			0.2		13.300
	4 Owen Frank	123	4.6	8.9	8.6					13.350
	5 Ben Letvin	129	4.3	8.9	8.8					13.150

Rings Score: **52.300** Running Score: **154.950**

VAULT	1 Micah Winder	137	4.4	8.9	8.9					13.300
	2 Warren Strootman	135	4.4	9.3	9.1					13.600
	3 Peter Davis-Ross	120	4.8	8.7	8.5				-0.3	13.100
	4 Ben Letvin	129	4.8	9.4	9.3					14.150
	5 Caleb Gurman	126	4.8	8.9	9.0				-0.1	13.650

Vault Score: **54.700** Running Score: **209.650**

PARALLEL BAR	1 Luke Pedersen	132	3.4	8.6	8.4			0.2		12.100
	2 Anthony Nicholas	130	3.6	7.3	7.5					11.000
	3 Owen Frank	123	3.6	8.7	8.9					12.400
	4 David Grossman	125	3.7	8.7	8.3					12.200
	5 Joseph Pennell	133	3.3	9.2	9.0					12.400

P. Bar Score: **49.100** Running Score: **258.750**

HIGH BAR	1 Luke Pedersen	132	4.2	8.3	8.3					12.500
	2 David Grossman	125	4.2	7.1	7.4			0.2		11.650
	3 Ben Letvin	129	3.8	8.6	8.4					12.300
	4 Warren Strootman	135	4.1	7.6	7.9			0.2		12.050
	5 Jack Gagamov	124	4.6	8.3	8.5			0.2		13.200

H. Bar Score: **50.050** Running Score: **308.800**

Final Team Score: **308.800**

All-Arounders

	Gagamov	Letvin				
FX	12.900	14.300				
PH	12.700	12.250				
SR	11.550	13.150				
VT	12.000	14.150				
PB	11.150	12.500				
HB	13.200	12.300				
AA	73.500	78.650				

Coach's Signature _____

NCAA Gymnastics Score Sheet

Team: Visitor _____ Temple University _____ Coach: _____

Date May 9, 2026 Place Oklahoma City Convention Center Attendance 0

Gymnast Name		D	1	2	3	4	5	stk	nd	AVE
FLOOR	1 Cian Baillie	158	4.4	8.1	8.3					12.600
	2 Landon Brady	160	4.2	8.3	8.1					12.400
	3 Nate Davies	162	4.3	8.5	8.5					12.800
	4 Owen Kams	167	4.5	8.5	8.3					12.900
	5 Taidhg Baillie	159	4.9	8.3	8.1					13.100

Judge Name	Rating

Floor Score: **51.400** Running Score: **51.400**

POMMEL	1 Landon Brady	160	3.6	8.8	8.7					12.350
	2 Cian Baillie	158	3.7	9.0	8.7					12.550
	3 Scott Faust	164	2.9	5.5	5.2					8.250
	4 Zach Roffman	169	3.4	8.4	8.5					11.850
	5 Evan Zakrewski	173	4.1	8.6	8.7					12.750

--	--

Pommel Score: **49.500** Running Score: **100.900**

RINGS	1 Landon Brady	160	3.3	8.3	8.5			0.2		11.900
	2 Aidan Militello	168	3.9	8.4	8.2			0.2		12.400
	3 Evan Zakrewski	173	3.8	8.0	8.3					11.950
	4 Jason Wenzel	171	3.9	7.1	6.7					10.800
	5 Nate Davies	162	4.2	8.3	8.4					12.550

--	--

Rings Score: **48.800** Running Score: **149.700**

VAULT	1 Aidan Whittier	172	4.0	9.2	9.0				-0.3	12.800
	2 Taidhg Baillie	159	3.6	9.1	9.2					12.750
	3 Nate Davies	162	4.0	9.1	9.1					13.100
	4 Jason Wenzel	171	4.4	9.0	8.9				-0.1	13.250
	5 Amir El-Moslemany	163	4.8	9.3	9.3					14.100

--	--

Vault Score: **53.250** Running Score: **202.950**

PBAR	1 Cian Baillie	158	3.9	8.7	8.4					12.450
	2 Ayden Thelen-Perry	170	3.3	8.4	8.1					11.550
	3 Landon Brady	160	3.3	9.1	8.8					12.250
	4 Scott Faust	164	3.5	8.9	8.5					12.200
	5 Evan Zakrewski	173	3.3	9.2	9.1					12.450

--	--

P. Bar Score: **49.350** Running Score: **252.300**

HBAR	1 Nate Davies	162	2.9	7.4	7.3					10.250
	2 Josiah Abram	157	3.0	6.8	6.9			0.2		10.050
	3 Evan Zakrewski	173	3.0	7.7	7.4					10.550
	4 Ayden Thelen-Perry	170	3.6	8.5	8.3			0.2		12.200
	5 Landon Brady	160	3.4	8.2	8.3					11.650

--	--

H. Bar Score: **44.650** Running Score: **296.950**

Final Team Score: **296.950**

All-Arounders

FX	Brady									
	12.400									
PH										
	12.350									
SR										
	11.900									
VT										
	12.400									
PB										
	12.250									
HB										
	11.650									
AA										
	72.950									

Coach's Signature _____

NCAA Gymnastics Score Sheet

Team: Visitor University of Washington Mens Gymnastics Coach: _____

Date May 9, 2026 Place Oklahoma City Convention Center Attendance 0

Gymnast Name		D	1	2	3	4	5	stk	nd	AVE
FLOOR	1 Adrián Facundo	104	4.1	9.1	9.0			0.2	-0.3	13.050
	2 Zack Murray	115	4.1	8.7	8.8					12.850
	3 Connor Linford	112	4.2	8.5	8.3					12.600
	4 Ben Gum	105	4.3	7.7	7.7					12.000
	5 Kelly Bateman	102	4.3	8.7	8.5					12.900

Judge Name _____ Rating _____

Floor Score: **51.400** Running Score: **51.400**

POMMEL	1 Zack Murray	115	3.5	8.6	8.2					11.900
	2 Judah Hirschman	109	3.3	9.3	9.5					12.700
	3 Ben Gum	105	4.1	7.4	7.8					11.700
	4 Ryan Heck	108	4.4	8.7	8.8					13.150
	5 Carter Hawthorne	107	4.3	8.7	8.8					13.050

Pommel Score: **50.800** Running Score: **102.200**

RINGS	1 Everett O'Donnell	116	3.0	9.0	8.8					11.900
	2 Mitchell Payumo	117	4.0	8.0	7.7					11.850
	3 Riley Lineman	111	4.1	8.4	8.5					12.550
	4 Drake Miesel	114	3.8	8.6	8.4			0.2		12.500
	5 Zack Murray	115	4.5	8.9	9.1			0.2		13.700

Rings Score: **50.650** Running Score: **152.850**

VAULT	1 Austin Hopping	110	3.6	8.9	9.0					12.550
	2 Kelly Bateman	102	2.8	8.7	8.9				-0.1	11.500
	3 Zack Murray	115	4.4	8.4	8.7				-0.1	12.850
	4 Ben Gum	105	4.0	8.8	9.1				-0.1	12.850
	5 Adrián Facundo	104	4.8	9.2	9.2					14.000

Vault Score: **52.250** Running Score: **205.100**

PARALLEL BAR	1 Zack Murray	115	3.1	9.2	8.9					12.150
	2 Drake Miesel	114	3.3	9.0	8.7			0.2		12.350
	3 Ryan Heck	108	3.1	9.0	9.0					12.100
	4 Everett O'Donnell	116	3.9	8.8	8.6			0.2		12.800
	5 Connor Linford	112	3.8	8.9	9.0					12.750

P. Bar Score: **50.050** Running Score: **255.150**

HIGH BAR	1 Kelly Bateman	102	2.8	7.9	8.2					10.850
	2 Austin Hopping	110	2.4	5.2	4.8					7.400
	3 Riley Lineman	111	3.4	8.4	8.5					11.850
	4 Connor Linford	112	3.7	8.6	8.2					12.100
	5 Zack Murray	115	3.0	8.2	8.1					11.150

H. Bar Score: **45.950** Running Score: **301.100**

Final Team Score: **301.100**

All-Arounders

FX	Murray									
	12.850									
PH										
	11.900									
SR										
	13.700									
VT										
	12.850									
PB										
	12.150									
HB										
	11.150									
AA										
	74.600									

Coach's Signature _____