







# 2026 NCAA Championships - Qualifier

## Team Results

Apr 17, 2026

Rank	Gym	Team	Score						
1	Oklahoma	X	322.825	52.499 4	54.499 2	53.399 1	56.498 1	53.732 1	52.198 2
2	Ohio State	X	320.294	53.098 3	54.566 1	51.599 4	55.033 3	52.199 3	53.799 1
3	Nebraska	X	320.059	53.232 2	54.199 3	53.132 2	56.065 2	51.400 4	52.031 3
4	California	X	312.026 (Inc -1.0 ND)	53.866 1	50.799 6	52.766 3	53.932 4	49.965 6	51.698 4
5	Greenville	X	307.059	51.099 5	52.365 4	49.799 6	52.733 6	52.231 2	48.832 6
6	Springfield	X	306.426	50.532 6	51.866 5	50.699 5	53.798 5	50.199 5	49.332 5

# NCAA Gymnastics Score Sheet

Team: Home California Coach: Brian Del Castillo

Date Apr 17, 2026 Place State Farm Center Attendance 0

Gymnast Name		D	1	2	3	4	5	stk	nd	AVE
FLOOR	1 <b>Trigg Dudley</b>	107	4.8	8.3	8.4	8.0	7.9	8.0		12.900
	2 <b>Khalen Curry</b>	105	4.7	8.6	8.6	8.7	8.9	8.9	0.1	13.533
	3 <b>Matteo Bardana</b>	101	4.9	9.0	8.9	8.6	8.7	8.9		13.733
	4 <b>Theodor Roald Gadderud</b>	115	5.1	8.6	8.7	8.6	8.6	8.3		13.700

Judge Name \_\_\_\_\_ Rating \_\_\_\_\_

Floor Score: **53.866** Running Score: **53.866**

Pommel		D	1	2	3	4	5	stk	nd	AVE
POMMEL	1 <b>Harry Kim</b>	110	4.9	8.6	8.2	8.6	8.1	8.7		13.366
	2 <b>Trigg Dudley</b>	107	4.7	8.4	8.6	8.0	8.0	8.5		13.000
	3 <b>Kaien Orion</b>	114	4.3	6.5	6.6	6.1	6.2	6.7		10.733
	4 <b>Jasper Smith-Gordon</b>	116	5.0	8.7	8.7	8.7	8.7	9.0		13.700

Pommel Score: **50.799** Running Score: **104.665**

Rings		D	1	2	3	4	5	stk	nd	AVE
RINGS	1 <b>Nathan Underhill</b>	118	4.4	8.8	8.5	9.2	8.9	8.7	0.1	13.300
	2 <b>Jaxon Mitchell</b>	112	4.9	8.3	8.0	8.3	7.7	8.4		13.100
	3 <b>Matteo Bardana</b>	101	4.6	8.5	8.5	8.1	8.6	8.5	0.1	13.200
	4 <b>Sam Cirilincione</b>	103	4.6	8.5	8.5	8.7	8.4	8.9		13.166

Rings Score: **52.766** Running Score: **157.431**

Vault		D	1	2	3	4	5	stk	nd	AVE
VAULT	1 <b>Harry Kim</b>	110	4.4	8.8	8.6	8.8	8.8	8.8		13.200
	2 <b>Khalen Curry</b>	105	4.8	8.9	8.7	8.6	9.0	9.0	-0.3	13.366
	3 <b>Theodor Roald Gadderud</b>	115	4.8	8.2	8.5	8.5	8.4	8.4	-0.1	13.133
	4 <b>Jasper Smith-Gordon</b>	116	4.8	9.3	9.4	9.5	9.5	9.4		14.233

Vault Score: **53.932** Running Score: **211.363**

P. Bar		D	1	2	3	4	5	stk	nd	AVE
P. BAR	1 <b>Tucker Yasunaga</b>	120	4.1	8.4	8.4	8.2	8.6	8.4	0.1	12.600
	2 <b>Matteo Bardana</b>	101	4.7	7.0	6.5	6.6	6.6	6.3		11.266
	3 <b>Kaien Orion</b>	114	4.5	9.0	8.7	8.6	8.6	8.6	0.1	13.233
	4 <b>Theodor Roald Gadderud</b>	115	4.8	7.8	8.1	7.9	8.2	8.2		12.866

P. Bar Score: **49.965** Running Score: **261.328**

H. Bar		D	1	2	3	4	5	stk	nd	AVE
H. BAR	1 <b>Jaxon Mitchell</b>	112	4.4	8.7	8.2	8.8	8.6	8.8	0.1	13.200
	2 <b>Troy Nuesca</b>	113	4.3	8.5	8.7	8.9	8.4	8.8		12.966
	3 <b>Matteo Bardana</b>	101	4.5	7.7	7.9	7.8	7.9	8.0		12.366
	4 <b>Tucker Yasunaga</b>	120	4.3	8.8	8.9	8.5	8.8	8.7	0.1	13.166

H. Bar Score: **51.698** Running Score: **313.026**

Team ND: -1.0 Final Team Score: 312.026

All-Arounders

	D	1	2	3	4	5	stk	nd	AVE
FX									
PH									
SR									
VT									
PB									
HB									
AA									

Coach's Signature \_\_\_\_\_

# NCAA Gymnastics Score Sheet

Team: Visitor \_\_\_\_\_ Greenville \_\_\_\_\_ Coach: \_\_\_\_\_ Zach Peters \_\_\_\_\_

Date: \_\_\_\_\_ Apr 17, 2026 \_\_\_\_\_ Place: \_\_\_\_\_ State Farm Center \_\_\_\_\_ Attendance: \_\_\_\_\_ 0 \_\_\_\_\_

		Gymnast Name	D	1	2	3	4	5	stk	nd	AVE
FLOOR	1	Andrew Ricard	231	4.6	7.9	8.0	7.9	7.8	8.1	-0.4	12.133
	2	Kyler Hinson	224	4.7	8.4	8.3	8.2	8.2	8.0		12.933
	3	Ethan Poole	228	4.8	8.1	8.1	8.0	8.0	7.8	0.1	12.833
	4	Jaxon Clapper	216	4.8	8.3	8.3	8.3	8.2	8.4	0.1	13.200

Judge Name \_\_\_\_\_ Rating \_\_\_\_\_

Floor Score: **51.099** Running Score: **51.099**

		Gymnast Name	D	1	2	3	4	5	stk	nd	AVE
POMMEL	1	Jacob Foster	221	4.0	8.6	8.5	8.9	8.9	8.9		12.800
	2	Andres Esquivel-Garza	220	4.4	8.8	8.8	8.8	8.7	8.7		13.166
	3	Kyler Hinson	224	4.4	8.8	8.8	9.0	9.1	8.7		13.266
	4	Matthew Roth	233	5.0	7.8	7.9	8.3	8.3	8.2		13.133

Pommel Score: **52.365** Running Score: **103.464**

		Gymnast Name	D	1	2	3	4	5	stk	nd	AVE
RINGS	1	Elijah Cruz	218	4.2	7.6	7.7	8.2	7.6	8.1		12.000
	2	Ricky Mays	227	4.3	8.2	8.2	7.9	7.9	8.0		12.333
	3	Ethan Poole	228	4.1	8.5	8.6	8.5	8.7	8.4	0.1	12.733
	4	Sergey Popov	229	4.7	8.3	7.9	7.9	8.2	8.0		12.733

Rings Score: **49.799** Running Score: **153.263**

		Gymnast Name	D	1	2	3	4	5	stk	nd	AVE
VAULT	1	Michael Avery	208	4.4	8.9	8.8	8.9	9.1	9.0		13.333
	2	Jaxon Clapper	216	4.8	9.2	9.0	9.2	8.8	8.8		13.800
	3	Kyler Hinson	224	4.8	8.5	8.7	8.7	8.6	8.5	-0.3	13.100
	4	Ricky Mays	227	4.8	7.7	7.9	7.6	7.9	7.8	-0.1	12.500

Vault Score: **52.733** Running Score: **205.996**

		Gymnast Name	D	1	2	3	4	5	stk	nd	AVE
PARALLEL BAR	1	Kyler Hinson	224	4.4	8.4	8.4	8.3	8.1	8.4		12.766
	2	Michael Avery	208	4.4	7.9	8.2	8.2	8.1	8.2		12.566
	3	Sergey Popov	229	4.5	8.9	8.6	8.7	8.5	8.6		13.133
	4	Jaxon Clapper	216	4.9	8.9	8.9	8.7	8.8	9.1		13.766

P. Bar Score: **52.231** Running Score: **258.227**

		Gymnast Name	D	1	2	3	4	5	stk	nd	AVE
HIGH BAR	1	Michael Avery	208	4.1	7.8	8.2	8.4	7.8	8.3		12.200
	2	Donovan Diviney	219	4.0	8.4	8.8	8.7	8.9	8.5	0.1	12.766
	3	Kyler Hinson	224	4.0	7.4	7.4	7.2	6.9	7.4		11.333
	4	Jacob Foster	221	3.8	9.0	8.6	8.1	8.7	8.9		12.533

H. Bar Score: **48.832** Running Score: **307.059**

Final Team Score: **307.059**

### All-Arounders

FX	Hinson									
	12.933									
PH	Hinson									
	13.266									
SR	Hinson									
	11.866									
VT	Hinson									
	13.100									
PB	Hinson									
	12.766									
HB	Hinson									
	11.333									
AA	Hinson									
	75.264									

Coach's Signature \_\_\_\_\_

# NCAA Gymnastics Score Sheet

Team: Visitor Nebraska Coach: Chuck Chmelka

Date Apr 17, 2026 Place State Farm Center Attendance 0

Gymnast Name		D	1	2	3	4	5	stk	nd	AVE
FLOOR	1 <b>Max Odden</b>	131	4.7	7.9	8.3	8.3	8.4	8.0		12.900
	2 <b>Nathan York</b>	139	5.0	8.8	8.9	8.4	8.5	8.4	0.1	13.666
	3 <b>Luke James</b>	126	5.0	8.3	8.4	8.3	8.5	8.7		13.400
	4 <b>Chase Mondl</b>	128	5.3	7.8	7.7	8.3	8.4	7.8		13.266

Judge Name \_\_\_\_\_ Rating \_\_\_\_\_

Floor Score: **53.232**

Running Score: **53.232**

POMMEL	1 <b>Wyatt Reynolds</b>	134	4.4	8.7	8.9	8.9	8.9	9.2		13.300
	2 <b>Caden Clinton</b>	122	4.8	8.9	8.9	8.7	8.6	8.6		13.533
	3 <b>Nik Tarca</b>	137	5.3	8.2	8.4	8.4	8.6	8.3		13.666
	4 <b>Nathan York</b>	139	5.2	8.6	8.4	8.6	8.4	8.5		13.700

Pommel Score: **54.199**

Running Score: **107.431**

RINGS	1 <b>Max Odden</b>	131	3.7	8.4	8.2	8.2	8.1	8.3		11.933
	2 <b>Ty Roderiques</b>	135	4.1	9.0	8.8	8.7	9.3	9.0	0.1	13.133
	3 <b>Sam Rakita</b>	133	4.5	9.1	8.9	9.0	9.1	9.1	0.1	13.666
	4 <b>Asher Cohen</b>	123	5.1	9.2	9.2	9.1	9.2	9.2	0.1	14.400

Rings Score: **53.132**

Running Score: **160.563**

VAULT	1 <b>Nathan York</b>	139	4.8	9.3	9.5	9.3	9.4	9.4	0.1	14.266
	2 <b>Ty Roderiques</b>	135	4.8	9.3	9.2	9.3	9.4	9.3		14.100
	3 <b>Luke James</b>	126	4.8	9.1	9.1	9.4	9.3	9.3		14.033
	4 <b>Chase Mondl</b>	128	4.8	9.1	8.9	9.1	8.9	8.9	-0.1	13.666

Vault Score: **56.065**

Running Score: **216.628**

PARAS	1 <b>Caden Clinton</b>	122	4.7	8.7	8.9	9.0	8.7	8.8		13.500
	2 <b>Nathan York</b>	139	5.2	9.0	9.0	8.8	8.8	8.9	0.1	14.200
	3 <b>Alex Nitache</b>	129	4.3	7.1	6.4	6.6	6.4	7.1		11.000
	4 <b>Asher Cohen</b>	123	4.7	7.9	8.0	8.1	7.9	8.2		12.700

P. Bar Score: **51.400**

Running Score: **268.028**

H.BAR	1 <b>Anthony Koppie</b>	127	4.9	8.1	8.0	8.6	8.3	8.4		13.166
	2 <b>Sam Rakita</b>	133	4.4	7.6	7.8	7.8	7.7	7.7		12.133
	3 <b>Alex Nitache</b>	129	5.3	8.0	7.9	8.0	7.8	8.1	0.1	13.366
	4 <b>Max Odden</b>	131	5.0	8.4	8.4	8.5	7.8	8.3		13.366

H. Bar Score: **52.031**

Running Score: **320.059**

Final Team Score: **320.059**

### All-Arounders

FX										
PH										
SR										
VT										
PB										
HB										
AA										

Coach's Signature \_\_\_\_\_

# NCAA Gymnastics Score Sheet

Team: Visitor \_\_\_\_\_ Ohio State \_\_\_\_\_ Coach: \_\_\_\_\_ Rustam Sharipov \_\_\_\_\_

Date Apr 17, 2026 Place State Farm Center Attendance 0

Gymnast Name		D	1	2	3	4	5	stk	nd	AVE
FLOOR	1 Jacob Harmon	147	4.8	8.4	8.7	8.5	8.6	8.6		13.366
	2 Noah Copeland	144	5.0	8.0	7.7	8.1	7.8	8.0		12.933
	3 Chase Davenport-Mills	145	4.9	9.0	9.2	8.8	9.1	9.1		13.966
	4 Jesse Pakele	149	5.0	8.2	8.3	8.0	8.0	8.2	-0.3	12.833

Judge Name \_\_\_\_\_ Rating \_\_\_\_\_

Floor Score: **53.098**

Running Score: **53.098**

POMMEL	1 Kristian Grahovski	146	4.9	8.2	8.4	8.3	8.1	8.4		13.200
	2 Jace Hashimoto	148	4.8	8.6	8.2	8.1	8.5	8.7		13.233
	3 Conan Simpkins	152	4.7	8.3	8.5	8.4	8.7	8.7		13.233
	4 Parker Thackston	155	5.9	9.0	8.9	9.0	9.0	9.2		14.900

Pommel Score: **54.566**

Running Score: **107.664**

RINGS	1 Kristian Grahovski	146	4.0	8.9	8.7	8.8	8.9	8.5	0.1	12.900
	2 Peyton Contini	143	4.6	7.7	7.5	7.7	8.2	8.4		12.466
	3 David Ramirez	150	4.5	8.7	8.6	8.0	8.1	8.2		12.800
	4 Jesse Pakele	149	4.8	8.7	8.6	8.4	8.7	8.6		13.433

Rings Score: **51.599**

Running Score: **159.263**

VAULT	1 Chase Davenport-Mills	145	4.4	9.3	9.2	9.2	9.4	9.4		13.700
	2 Zach Snyder	153	4.8	8.6	8.8	8.9	8.8	8.8		13.600
	3 Kristian Grahovski	146	4.8	8.9	9.1	9.1	9.0	8.9		13.800
	4 David Ramirez	150	4.8	9.2	9.1	9.0	9.1	9.3		13.933

Vault Score: **55.033**

Running Score: **214.296**

PARALLEL BAR	1 Kristian Grahovski	146	4.7	8.0	8.5	8.3	8.2	8.5		13.033
	2 Drake Andrews	140	4.9	6.8	7.6	7.6	7.7	8.1		12.533
	3 Jesse Pakele	149	4.7	8.4	8.4	7.9	7.7	8.4		12.933
	4 David Ramirez	150	4.9	8.5	8.6	8.7	8.8	9.0	0.1	13.700

P. Bar Score: **52.199**

Running Score: **266.495**

HIGH BAR	1 Jacob Harmon	147	4.7	8.6	8.8	8.9	9.3	8.9		13.566
	2 Noah Copeland	144	4.7	8.5	8.5	8.9	8.5	8.3	0.1	13.300
	3 Drake Andrews	140	4.7	8.8	8.4	8.2	8.5	8.6		13.200
	4 Kristian Grahovski	146	4.9	8.7	8.8	8.7	8.7	8.8	0.1	13.733

H. Bar Score: **53.799**

Running Score: **320.294**

Final Team Score: **320.294**

### All-Arounders

FX										
PH										
SR										
VT										
PB										
HB										
AA										

Coach's Signature \_\_\_\_\_

# NCAA Gymnastics Score Sheet

Team: Visitor \_\_\_\_\_ Oklahoma \_\_\_\_\_ Coach: \_\_\_\_\_ Mark Williams \_\_\_\_\_

Date: \_\_\_\_\_ Apr 17, 2026 \_\_\_\_\_ Place: \_\_\_\_\_ State Farm Center \_\_\_\_\_ Attendance: \_\_\_\_\_ 0 \_\_\_\_\_

Gymnast Name		D	1	2	3	4	5	stk	nd	AVE
FLOOR	1 <b>Sasha Bogonosiuik</b>	160	5.3	7.9	7.7	7.7	7.4	7.5	-0.1	12.833
	2 <b>Nathan Roman</b>	171	5.1	8.2	8.3	8.3	8.4	8.4		13.433
	3 <b>Fuzzy Benas</b>	158	5.2	8.0	8.1	7.7	7.7	7.8		13.033
	4 <b>Nico Hamilton</b>	166	5.1	8.1	8.0	8.1	8.1	8.2		13.200

Judge Name \_\_\_\_\_ Rating \_\_\_\_\_

Floor Score: **52.499** Running Score: **52.499**

Pommel		D	1	2	3	4	5	stk	nd	AVE
POMMEL	1 <b>Ignacio Yockers</b>	174	5.3	8.5	8.8	8.4	8.6	8.8		13.933
	2 <b>Mac Seyler</b>	172	4.9	7.9	8.0	8.3	8.0	8.2		12.966
	3 <b>Tyler Flores</b>	162	5.1	8.6	8.5	8.8	8.6	8.6		13.700
	4 <b>Colby Aranda</b>	156	5.5	8.2	8.6	8.5	8.5	8.1		13.900

Pommel Score: **54.499** Running Score: **106.998**

Rings		D	1	2	3	4	5	stk	nd	AVE
RINGS	1 <b>Brigham Frentheway</b>	164	4.7	8.7	8.4	8.8	8.8	9.0		13.466
	2 <b>Nathan Roman</b>	171	3.9	8.5	8.5	8.4	8.4	8.4		12.333
	3 <b>Mac Seyler</b>	172	4.6	8.5	8.4	8.9	9.0	9.2	0.1	13.500
	4 <b>Francisco Velez Belendez</b>	173	5.1	8.8	8.9	9.1	8.6	9.0	0.1	14.100

Rings Score: **53.399** Running Score: **160.397**

Vault		D	1	2	3	4	5	stk	nd	AVE
VAULT	1 <b>Fuzzy Benas</b>	158	4.8	9.1	9.3	9.1	9.2	9.2		13.966
	2 <b>Sasha Bogonosiuik</b>	160	4.8	9.6	9.6	9.6	9.6	9.6	0.1	14.500
	3 <b>Brigham Frentheway</b>	164	4.8	8.8	8.8	9.0	9.0	8.8		13.666
	4 <b>Tyler Flores</b>	162	4.8	9.5	9.5	9.5	9.4	9.4	0.1	14.366

Vault Score: **56.498** Running Score: **216.895**

P. Bar		D	1	2	3	4	5	stk	nd	AVE
P. BAR	1 <b>Fuzzy Benas</b>	158	4.9	8.8	8.5	8.7	8.8	8.8	0.1	13.766
	2 <b>Ignacio Yockers</b>	174	4.4	8.7	8.8	8.9	8.6	8.6		13.100
	3 <b>Tas Hajdu</b>	165	5.2	7.0	7.5	7.2	7.2	7.8		12.500
	4 <b>Nathan Roman</b>	171	5.4	9.2	9.1	8.8	9.0	8.7		14.366

P. Bar Score: **53.732** Running Score: **270.627**

H. Bar		D	1	2	3	4	5	stk	nd	AVE
H. BAR	1 <b>Brigham Frentheway</b>	164	4.7	7.2	6.8	7.2	7.4	7.3		11.933
	2 <b>Brandon Zepeda-Orth</b>	175	5.2	8.2	8.6	8.5	8.3	8.6		13.666
	3 <b>Fuzzy Benas</b>	158	5.1	8.1	7.7	7.3	8.1	8.3		13.066
	4 <b>Nico Hamilton</b>	166	4.8	8.4	8.8	8.7	8.7	8.5	0.1	13.533

H. Bar Score: **52.198** Running Score: **322.825**

Final Team Score: **322.825**

All-Arounders

	D	1	2	3	4	5	stk	nd	AVE
FX									
PH									
SR									
VT									
PB									
HB									
AA									

Coach's Signature \_\_\_\_\_

# NCAA Gymnastics Score Sheet

Team: Visitor \_\_\_\_\_ Springfield Coach: \_\_\_\_\_ Matt Davis

Date: \_\_\_\_\_ Apr 17, 2026 Place: \_\_\_\_\_ State Farm Center Attendance: \_\_\_\_\_ 0

Gymnast Name		D	1	2	3	4	5	stk	nd	AVE
FLOOR	1 Mike Dalton	181	4.4	7.8	7.5	7.7	7.8	7.8		12.166
	2 Evan Reichert	189	4.6	8.5	8.6	8.6	8.4	8.6		13.166
	3 Owen Carney	177	4.8	8.5	8.4	8.6	8.6	8.4		13.300
	4 Carl Jacob Soederqvist	194	4.7	7.3	7.0	6.9	7.3	7.4		11.900

Judge Name	Rating

Floor Score: **50.532** Running Score: **50.532**

POMMEL	1 Evan Reichert	189	3.7	8.2	8.6	8.3	8.3	8.2		11.966
	2 Devon Felsenstein	183	4.4	8.6	8.7	8.8	8.9	8.9		13.200
	3 Peyton Cramer	180	5.4	8.4	8.7	8.3	8.4	8.7		13.900
	4 Carl Jacob Soederqvist	194	4.2	8.6	8.4	8.7	8.5	8.7		12.800

--	--

Pommel Score: **51.866** Running Score: **102.398**

RINGS	1 William Wilson, III	199	3.9	8.7	8.6	8.4	8.5	8.3		12.400
	2 Brian Delf	182	3.8	8.8	8.2	8.1	7.7	7.9		11.866
	3 Gustavin Suess	195	3.9	8.5	8.7	8.4	8.7	8.8		12.533
	4 Blaise Rousseau	191	4.8	9.0	9.0	9.0	8.9	9.0	0.1	13.900

--	--

Rings Score: **50.699** Running Score: **153.097**

VAULT	1 Owen Carney	177	4.8	8.6	8.8	8.8	8.8	8.6	-0.1	13.433
	2 Mike Dalton	181	4.8	8.8	8.8	9.0	8.7	8.7		13.566
	3 Kaleb Palacio	187	4.8	8.8	8.7	8.8	9.0	8.9	-0.1	13.533
	4 Evan Reichert	189	4.4	8.8	9.0	8.9	8.9	8.8		13.266

--	--

Vault Score: **53.798** Running Score: **206.895**

PARALLEL BAR	1 Carl Jacob Soederqvist	194	2.9	9.1	9.2	9.0	9.2	9.1	0.1	12.133
	2 Skyler Cook	179	4.0	8.6	8.4	8.5	8.5	8.5		12.500
	3 Brian Delf	182	3.6	9.0	8.9	9.1	9.1	9.2	0.1	12.766
	4 Blaise Rousseau	191	3.9	8.8	9.0	9.1	8.8	8.9		12.800

--	--

P. Bar Score: **50.199** Running Score: **257.094**

HIGH BAR	1 Carl Jacob Soederqvist	194	3.2	8.6	8.5	8.9	8.5	8.7		11.800
	2 Skyler Cook	179	3.8	8.8	8.5	8.8	8.7	9.1		12.566
	3 Kaleb Palacio	187	3.4	8.3	8.3	8.3	8.6	8.5		11.766
	4 Owen Carney	177	4.2	9.0	9.0	9.0	8.9	9.0		13.200

--	--

H. Bar Score: **49.332** Running Score: **306.426**

Final Team Score: **306.426**

### All-Arounders

FX	Soederqvist									
	11.900									
PH										
	12.800									
SR										
	12.200									
VT										
	12.433									
PB										
	12.133									
HB										
	11.800									
AA										
	73.266									

Coach's Signature \_\_\_\_\_

# 2026 NCAA Championships - Qualifier

## Event Results - Floor

Apr 17, 2026

Page: 1  
Printed: 4/17/2026 3:14 PM

Men / 10  
Session: 1



Rank	Num	Name	Gym	Diff	Exec	S+	ND	Score	Out
1	145	Chase Davenport-Mills	Ohio State	4.900	9.066	..	..	13.966	0.000
2	101	Matteo Bardana	California	4.900	8.833	..	..	13.733	0.233
3	115	Theodor Roald Gadderud	California	5.100	8.600	..	..	13.700	0.266
4	139	Nathan York	Nebraska	5.000	8.566	0.1	..	13.666	0.300
5	105	Khalen Curry	California	4.700	8.733	0.1	..	13.533	0.433
6	171	Nathan Roman	Oklahoma	5.100	8.333	..	..	13.433	0.533
7	126	Luke James	Nebraska	5.000	8.400	..	..	13.400	0.566
8	147	Jacob Harmon	Ohio State	4.800	8.566	..	..	13.366	0.600
9	200	Niko Greenly	William & Mary	4.600	8.733	..	..	13.333	0.633
10	177	Owen Carney	Springfield	4.800	8.500	..	..	13.300	0.666
11	128	Chase Mondì	Nebraska	5.300	7.966	..	..	13.266	0.700
12	204	Luke Tully	William & Mary	4.700	8.533	..	..	13.233	0.733
13	216	Jaxon Clapper	Greenville	4.800	8.300	0.1	..	13.200	0.766
14	166	Nico Hamilton	Oklahoma	5.100	8.100	..	..	13.200	0.766
15	189	Evan Reichert	Springfield	4.600	8.566	..	..	13.166	0.800
16	205	Michael Weiner	William & Mary	4.500	8.566	..	..	13.066	0.900
17	158	Fuzzy Benas	Oklahoma	5.200	7.833	..	..	13.033	0.933
18	224	Kyler Hinson	Greenville	4.700	8.233	..	..	12.933	1.033
19	144	Noah Copeland	Ohio State	5.000	7.933	..	..	12.933	1.033
20	131	Max Odden	Nebraska	4.700	8.200	..	..	12.900	1.066
21	107	Trigg Dudley	California	4.800	8.100	..	..	12.900	1.066
22	149	Jesse Pakele	Ohio State	5.000	8.133	..	-0.3	12.833	1.133
23	228	Ethan Poole	Greenville	4.800	8.033	0.1	-0.1	12.833	1.133
24	160	Sasha Bogonosiuik	Oklahoma	5.300	7.633	..	-0.1	12.833	1.133
25	181	Mike Dalton	Springfield	4.400	7.766	..	..	12.166	1.800
26	231	Andrew Ricard	Greenville	4.600	7.933	..	-0.4	12.133	1.833
27	194	Carl Jacob Soederqvist	Springfield	4.700	7.200	..	..	11.900	2.066

# 2026 NCAA Championships - Qualifier

## Event Results - Pommel

Apr 17, 2026

Page: 1  
Printed: 4/17/2026 3:14 PM

Men / 10  
Session: 1



Rank	Num	Name	Gym	Diff	Exec	S+	ND	Score	Out
1	155	Parker Thackston	Ohio State	5.900	9.000	--	--	14.900	0.000
2	174	Ignacio Yockers	Oklahoma	5.300	8.633	--	--	13.933	0.967
3	180	Peyton Cramer	Springfield	5.400	8.500	--	--	13.900	1.000
4	156	Colby Aranda	Oklahoma	5.500	8.400	--	--	13.900	1.000
5	116	Jasper Smith-Gordon	California	5.000	8.700	--	--	13.700	1.200
6	162	Tyler Flores	Oklahoma	5.100	8.600	--	--	13.700	1.200
7	139	Nathan York	Nebraska	5.200	8.500	--	--	13.700	1.200
8	137	Nik Tarca	Nebraska	5.300	8.366	--	--	13.666	1.234
9	122	Caden Clinton	Nebraska	4.800	8.733	--	--	13.533	1.367
10	110	Harry Kim	California	4.900	8.466	--	--	13.366	1.534
11	134	Wyatt Reynolds	Nebraska	4.400	8.900	--	--	13.300	1.600
12	224	Kyler Hinson	Greenville	4.400	8.866	--	--	13.266	1.634
13	152	Conan Simpkins	Ohio State	4.700	8.533	--	--	13.233	1.667
14	148	Jace Hashimoto	Ohio State	4.800	8.433	--	--	13.233	1.667
15	183	Devon Felsenstein	Springfield	4.400	8.800	--	--	13.200	1.700
16	146	Kristian Grahovski	Ohio State	4.900	8.300	--	--	13.200	1.700
17	220	Andres Esquivel-Garza	Greenville	4.400	8.766	--	--	13.166	1.734
18	233	Matthew Roth	Greenville	5.000	8.133	--	--	13.133	1.767
19	107	Trigg Dudley	California	4.700	8.300	--	--	13.000	1.900
20	172	Mac Seyler	Oklahoma	4.900	8.066	--	--	12.966	1.934
21	207	Gavin Zborowski	William & Mary	4.700	8.133	--	--	12.833	2.067
22	221	Jacob Foster	Greenville	4.000	8.800	--	--	12.800	2.100
23	194	Carl Jacob Soederqvist	Springfield	4.200	8.600	--	--	12.800	2.100
24	204	Luke Tully	William & Mary	3.400	8.633	--	--	12.033	2.867
25	189	Evan Reichert	Springfield	3.700	8.266	--	--	11.966	2.934
26	114	Kaien Orion	California	4.300	6.433	--	--	10.733	4.167

# 2026 NCAA Championships - Qualifier

## Event Results - Rings

Apr 17, 2026



Rank	Num	Name	Gym	Diff	Exec	S+	ND	Score	Out
1	123	Asher Cohen	Nebraska	5.100	9.200	0.1	..	14.400	0.000
2	173	Francisco Velez Belendez	Oklahoma	5.100	8.900	0.1	..	14.100	0.300
3	191	Blaise Rousseau	Springfield	4.800	9.000	0.1	..	13.900	0.500
4	133	Sam Rakita	Nebraska	4.500	9.066	0.1	..	13.666	0.734
5	172	Mac Seyler	Oklahoma	4.600	8.800	0.1	..	13.500	0.900
6	164	Brigham Frentheway	Oklahoma	4.700	8.766	..	..	13.466	0.934
7	149	Jesse Pakele	Ohio State	4.800	8.633	..	..	13.433	0.967
8	118	Nathan Underhill	California	4.400	8.800	0.1	..	13.300	1.100
9	101	Matteo Bardana	California	4.600	8.500	0.1	..	13.200	1.200
10	103	Sam Cirlincione	California	4.600	8.566	..	..	13.166	1.234
11	135	Ty Roderiques	Nebraska	4.100	8.933	0.1	..	13.133	1.267
12	112	Jaxon Mitchell	California	4.900	8.200	..	..	13.100	1.300
13	146	Kristian Grahovski	Ohio State	4.000	8.800	0.1	..	12.900	1.500
14	150	David Ramirez	Ohio State	4.500	8.300	..	..	12.800	1.600
15	228	Ethan Poole	Greenville	4.100	8.533	0.1	..	12.733	1.667
16	229	Sergey Popov	Greenville	4.700	8.033	..	..	12.733	1.667
17	207	Gavin Zborowski	William & Mary	4.100	8.466	..	..	12.566	1.834
18	195	Gustavin Suess	Springfield	3.900	8.633	..	..	12.533	1.867
19	143	Peyton Contini	Ohio State	4.600	7.866	..	..	12.466	1.934
20	199	William Wilson, III	Springfield	3.900	8.500	..	..	12.400	2.000
21	171	Nathan Roman	Oklahoma	3.900	8.433	..	..	12.333	2.067
22	227	Ricky Mays	Greenville	4.300	8.033	..	..	12.333	2.067
23	194	Carl Jacob Soederqvist	Springfield	2.900	9.200	0.1	..	12.200	2.200
24	201	Jonathan Irwin	William & Mary	4.200	7.966	..	..	12.166	2.234
25	218	Elijah Cruz	Greenville	4.200	7.800	..	..	12.000	2.400
26	131	Max Odden	Nebraska	3.700	8.233	..	..	11.933	2.467
27	224	Kyler Hinson	Greenville	3.300	8.566	..	..	11.866	2.534
28	182	Brian Delf	Springfield	3.800	8.066	..	..	11.866	2.534
29	204	Luke Tully	William & Mary	3.200	8.566	..	..	11.766	2.634

# 2026 NCAA Championships - Qualifier

## Event Results - Vault

Apr 17, 2026

Page: 1  
Printed: 4/17/2026 3:14 PM

Men / 10  
Session: 1



Rank	Num	Name	Gym	Diff	Exec	S+	ND	Score	Out
1	160	Sasha Bogonosiuik	Oklahoma	4.800	9.600	0.1	__	14.500	0.000
2	162	Tyler Flores	Oklahoma	4.800	9.466	0.1	__	14.366	0.134
3	139	Nathan York	Nebraska	4.800	9.366	0.1	__	14.266	0.234
4	116	Jasper Smith-Gordon	California	4.800	9.433	__	__	14.233	0.267
5	135	Ty Roderiques	Nebraska	4.800	9.300	__	__	14.100	0.400
6	126	Luke James	Nebraska	4.800	9.233	__	__	14.033	0.467
7	158	Fuzzy Benas	Oklahoma	4.800	9.166	__	__	13.966	0.534
8	150	David Ramirez	Ohio State	4.800	9.133	__	__	13.933	0.567
9=	216	Jaxon Clapper	Greenville	4.800	9.000	__	__	13.800	0.700
9=	146	Kristian Grahovski	Ohio State	4.800	9.000	__	__	13.800	0.700
11	145	Chase Davenport-Mills	Ohio State	4.400	9.300	__	__	13.700	0.800
12	128	Chase Mondl	Nebraska	4.800	8.966	__	-0.1	13.666	0.834
13	164	Brigham Frentheway	Oklahoma	4.800	8.866	__	__	13.666	0.834
14	204	Luke Tully	William & Mary	4.400	9.200	__	__	13.600	0.900
15	153	Zach Snyder	Ohio State	4.800	8.800	__	__	13.600	0.900
16	181	Mike Dalton	Springfield	4.800	8.766	__	__	13.566	0.934
17	187	Kaleb Palacio	Springfield	4.800	8.833	__	-0.1	13.533	0.967
18	177	Owen Carney	Springfield	4.800	8.733	__	-0.1	13.433	1.067
19	105	Khalen Curry	California	4.800	8.866	__	-0.3	13.366	1.134
20	208	Michael Avery	Greenville	4.400	8.933	__	__	13.333	1.167
21	189	Evan Reichert	Springfield	4.400	8.866	__	__	13.266	1.234
22	203	Ricky Pizem	William & Mary	4.800	8.733	__	-0.3	13.233	1.267
23	110	Harry Kim	California	4.400	8.800	__	__	13.200	1.300
24	115	Theodor Roald Gadderud	California	4.800	8.433	__	-0.1	13.133	1.367
25	224	Kyler Hinson	Greenville	4.800	8.600	__	-0.3	13.100	1.400
26	227	Ricky Mays	Greenville	4.800	7.800	__	-0.1	12.500	2.000
27	194	Carl Jacob Soederqvist	Springfield	3.600	8.833	__	__	12.433	2.067
28	200	Niko Greenly	William & Mary	4.400	7.900	__	-0.3	12.000	2.500

# 2026 NCAA Championships - Qualifier

## Event Results - P Bars

Apr 17, 2026

Page: 1  
Printed: 4/17/2026 3:14 PM

Men / 10  
Session: 1



Rank	Num	Name	Gym	Diff	Exec	S+	ND	Score	Out
1	171	Nathan Roman	Oklahoma	5.400	8.966	..	..	14.366	0.000
2	139	Nathan York	Nebraska	5.200	8.900	0.1	..	14.200	0.166
3	216	Jaxon Clapper	Greenville	4.900	8.866	..	..	13.766	0.600
4	158	Fuzzy Benas	Oklahoma	4.900	8.766	0.1	..	13.766	0.600
5	150	David Ramirez	Ohio State	4.900	8.700	0.1	..	13.700	0.666
6	122	Caden Clinton	Nebraska	4.700	8.800	..	..	13.500	0.866
7	202	Nicholas Kosarikov	William & Mary	4.300	8.833	0.1	..	13.233	1.133
8	114	Kaien Orion	California	4.500	8.633	0.1	..	13.233	1.133
9	229	Sergey Popov	Greenville	4.500	8.633	..	..	13.133	1.233
10	174	Ignacio Yockers	Oklahoma	4.400	8.700	..	..	13.100	1.266
11	146	Kristian Grahovski	Ohio State	4.700	8.333	..	..	13.033	1.333
12	149	Jesse Pakele	Ohio State	4.700	8.233	..	..	12.933	1.433
13	115	Theodor Roald Gadderud	California	4.800	8.066	..	..	12.866	1.500
14	191	Blaise Rousseau	Springfield	3.900	8.900	..	..	12.800	1.566
15	182	Brian Delf	Springfield	3.600	9.066	0.1	..	12.766	1.600
16	224	Kyler Hinson	Greenville	4.400	8.366	..	..	12.766	1.600
17	123	Asher Cohen	Nebraska	4.700	8.000	..	..	12.700	1.666
18	204	Luke Tully	William & Mary	3.800	8.866	..	..	12.666	1.700
19	120	Tucker Yasunaga	California	4.100	8.400	0.1	..	12.600	1.766
20	208	Michael Avery	Greenville	4.400	8.166	..	..	12.566	1.800
21	140	Drake Andrews	Ohio State	4.900	7.633	..	..	12.533	1.833
22	179	Skyler Cook	Springfield	4.000	8.500	..	..	12.500	1.866
23	165	Tas Hajdu	Oklahoma	5.200	7.300	..	..	12.500	1.866
24	200	Niko Greenly	William & Mary	4.100	8.333	..	..	12.433	1.933
25	194	Carl Jacob Soederqvist	Springfield	2.900	9.133	0.1	..	12.133	2.233
26	101	Matteo Bardana	California	4.700	6.566	..	..	11.266	3.100
27	129	Alex Nitache	Nebraska	4.300	6.700	..	..	11.000	3.366

# 2026 NCAA Championships - Qualifier

## Event Results - H Bar

Apr 17, 2026

Page: 1  
Printed: 4/17/2026 3:14 PM

Men / 10

Session: 1



Rank	Num	Name	Gym	Diff	Exec	S+	ND	Score	Out
1	146	Kristian Grahovski	Ohio State	4.900	8.733	0.1	..	13.733	0.000
2	175	Brandon Zepeda-Orth	Oklahoma	5.200	8.466	..	..	13.666	0.067
3	147	Jacob Harmon	Ohio State	4.700	8.866	..	..	13.566	0.167
4	166	Nico Hamilton	Oklahoma	4.800	8.633	0.1	..	13.533	0.200
5	204	Luke Tully	William & Mary	4.300	9.033	0.1	..	13.433	0.300
6	131	Max Odden	Nebraska	5.000	8.366	..	..	13.366	0.367
7	129	Alex Nitache	Nebraska	5.300	7.966	0.1	..	13.366	0.367
8	144	Noah Copeland	Ohio State	4.700	8.500	0.1	..	13.300	0.433
9	177	Owen Carney	Springfield	4.200	9.000	..	..	13.200	0.533
10	112	Jaxon Mitchell	California	4.400	8.700	0.1	..	13.200	0.533
11	140	Drake Andrews	Ohio State	4.700	8.500	..	..	13.200	0.533
12	120	Tucker Yasunaga	California	4.300	8.766	0.1	..	13.166	0.567
13	127	Anthony Koppie	Nebraska	4.900	8.266	..	..	13.166	0.567
14	203	Ricky Pizem	William & Mary	4.500	8.500	0.1	..	13.100	0.633
15	158	Fuzzy Benas	Oklahoma	5.100	7.966	..	..	13.066	0.667
16	113	Troy Nuesca	California	4.300	8.666	..	..	12.966	0.767
17	206	Evan Wilkins	William & Mary	3.800	8.933	0.1	..	12.833	0.900
18	219	Donovan Diviney	Greenville	4.000	8.666	0.1	..	12.766	0.967
19	179	Skyler Cook	Springfield	3.800	8.766	..	..	12.566	1.167
20	221	Jacob Foster	Greenville	3.800	8.733	..	..	12.533	1.200
21	101	Matteo Bardana	California	4.500	7.866	..	..	12.366	1.367
22	208	Michael Avery	Greenville	4.100	8.100	..	..	12.200	1.533
23	133	Sam Rakita	Nebraska	4.400	7.733	..	..	12.133	1.600
24	164	Brigham Frentheway	Oklahoma	4.700	7.233	..	..	11.933	1.800
25	194	Carl Jacob Soederqvist	Springfield	3.200	8.600	..	..	11.800	1.933
26	187	Kaleb Palacio	Springfield	3.400	8.366	..	..	11.766	1.967
27	224	Kyler Hinson	Greenville	4.000	7.333	..	..	11.333	2.400

# 2026 NCAA Championships - Qualifier







## Event Results - AA

Apr 17, 2026

Page: 1  
Printed: 4/17/2026 3:14 PM

Men / 10

Session: 1

Rank	Num	Name	Gym							AA
1	204	Luke Tully	William & Mary	13.233	12.033	11.766	13.600	12.666	13.433	76.731
2	224	Kyler Hinson	Greenville	12.933	13.266	11.866	13.100	12.766	11.333	75.264
3	194	Carl Jacob Soederqvist	Springfield	11.900	12.800	12.200	12.433	12.133	11.800	73.266