







# 2026 NCAA Championships - Qualifier

## Team Results

Apr 17, 2026

Rank	Gym	Team	Score						
1	Stanford	X	327.992	54.399 1	53.032 2	54.599 1	56.699 1	54.699 1	54.564 2
2	Michigan	X	324.623	53.765 2	52.898 3	52.365 3	55.799 2	54.665 2	55.131 1
3	Illinois	X	319.658	51.231 6	55.532 1	53.265 2	55.366 3	54.199 3	50.065 4
4	Penn State	X	311.357	51.698 4	52.698 4	51.198 4	54.966 4	52.165 4	48.632 5
5	Army	X	308.593	51.299 5	51.566 5	48.966 6	53.799 5	51.631 5	51.332 3
6	Navy	X	306.726	52.566 3	51.499 6	49.432 5	53.465 6	51.232 6	48.532 6

# NCAA Gymnastics Score Sheet

Team: Home Army Coach: JD Reive

Date Apr 17, 2026 Place State Farm Center Attendance 0

Gymnast Name		D	1	2	3	4	5	stk	nd	AVE	
FLOOR	1 Jaden Blank	246	4.5	8.5	8.3	8.1	8.0	8.3		-0.1	12.633
	2 Max Rubin	257	4.5	8.4	8.1	8.2	8.2	8.1			12.666
	3 Nick Lester	252	4.4	8.1	8.2	7.9	8.0	7.9			12.400
	4 Thomas Morrow	253	4.6	9.0	9.0	9.1	9.0	8.9	0.1	-0.1	13.600

Judge Name \_\_\_\_\_ Rating \_\_\_\_\_

Floor Score: **51.299** Running Score: **51.299**

POMMEL	1 Ben Aguilar	244	4.4	7.5	7.8	7.6	7.8	7.6			12.066
	2 Noah Duran	248	5.1	7.8	8.3	8.2	7.7	8.3			13.200
	3 Jake Prabhakaran	256	4.7	8.9	9.0	9.0	9.0	9.0			13.700
	4 Maddox Pabellon	254	5.3	7.3	7.5	7.0	7.5	7.1			12.600

Pommel Score: **51.566** Running Score: **102.865**

RINGS	1 Jake Prabhakaran	256	3.5	8.7	8.6	8.8	8.9	8.9			12.300
	2 Cash Johnston	250	3.6	8.9	8.5	8.7	8.9	9.0			12.433
	3 Noah Duran	248	3.3	8.6	8.1	8.3	8.5	8.2			11.633
	4 Jaden Blank	246	3.8	8.7	8.9	8.9	8.8	8.5			12.600

Rings Score: **48.966** Running Score: **151.831**

VAULT	1 Felipe Junqueira	251	4.4	9.1	9.2	9.0	9.3	9.0	0.1		13.600
	2 Jaden Blank	246	4.4	8.8	8.7	8.8	8.9	9.0			13.233
	3 Maddox Pabellon	254	4.4	8.7	8.9	8.8	8.8	8.7			13.166
	4 Nick Lester	252	4.4	9.3	9.4	9.4	9.4	9.4			13.800

Vault Score: **53.799** Running Score: **205.630**

PARALLEL BAR	1 Jaden Blank	246	3.6	8.7	8.9	8.7	8.7	8.9			12.366
	2 Cash Johnston	250	3.9	9.1	9.2	9.6	9.5	9.1	0.1		13.266
	3 Noah Duran	248	4.4	8.5	8.4	8.5	8.1	8.4			12.833
	4 Nick Lester	252	4.5	8.8	8.5	8.6	8.7	8.7			13.166

P. Bar Score: **51.631** Running Score: **257.261**

HIGH BAR	1 Jake Prabhakaran	256	3.7	8.5	8.6	8.7	8.4	8.8			12.300
	2 Jaden Blank	246	4.3	8.4	8.5	8.8	8.5	8.4			12.766
	3 Cash Johnston	250	4.0	9.4	9.4	9.4	9.1	9.4	0.1		13.500
	4 Tyson Phelps	255	3.9	8.7	8.8	8.4	8.8	8.8	0.1		12.766

H. Bar Score: **51.332** Running Score: **308.593**

Final Team Score: **308.593**

### All-Arounders

	Blank									
FX	12.633									
PH	10.700									
SR	12.600									
VT	13.233									
PB	12.366									
HB	12.766									
AA	74.298									

Coach's Signature \_\_\_\_\_



# NCAA Gymnastics Score Sheet

Team: Visitor Michigan Coach: Xiao Yuan

Date Apr 17, 2026 Place State Farm Center Attendance 0

Gymnast Name		D	1	2	3	4	5	stk	nd	AVE
FLOOR	1 <b>Jake Islam</b>	286	5.1	8.1	8.2	8.5	8.6	8.5		13.500
	2 <b>Eli Osuna</b>	293	5.0	8.4	8.7	8.5	8.3	8.4		13.433
	3 <b>Solen Chiodi</b>	281	5.0	7.8	7.7	7.9	7.7	7.8		12.766
	4 <b>Landen Blixt</b>	280	5.0	9.0	9.1	9.1	9.2	9.0		14.066

Judge Name	Rating

Floor Score: **53.765** Running Score: **53.765**

Pommel		D	1	2	3	4	5	stk	nd	AVE
POMMEL	1 <b>Zach Granados</b>	284	4.9	7.4	7.2	7.0	7.6	7.5		12.266
	2 <b>Kevin Chow</b>	282	4.8	8.2	8.5	8.1	8.2	8.1	-0.3	12.666
	3 <b>Fred Richard</b>	296	5.4	8.5	8.7	8.7	8.7	8.8		14.100
	4 <b>Aaronson Mansberger</b>	291	5.3	8.5	8.6	8.4	8.6	8.7		13.866

--	--

Pommel Score: **52.898** Running Score: **106.663**

Rings		D	1	2	3	4	5	stk	nd	AVE
RINGS	1 <b>Carson Eshleman</b>	283	4.0	9.0	9.1	8.6	8.9	8.5		12.833
	2 <b>Jake Islam</b>	286	4.2	7.9	8.0	7.8	8.1	8.2		12.200
	3 <b>Joseph Hale</b>	285	4.3	8.9	8.7	8.9	9.0	8.8		13.166
	4 <b>Akshay Puri</b>	295	4.8	9.5	9.4	9.1	9.4	9.3		14.166

--	--

Rings Score: **52.365** Running Score: **159.028**

Vault		D	1	2	3	4	5	stk	nd	AVE
VAULT	1 <b>Eli Osuna</b>	293	4.4	9.4	9.3	9.3	9.5	9.5	0.1	13.900
	2 <b>Solen Chiodi</b>	281	4.8	9.1	9.1	9.1	9.0	8.9		13.866
	3 <b>Landen Blixt</b>	280	4.8	9.4	9.4	9.4	9.3	9.4		14.200
	4 <b>Fred Richard</b>	296	4.8	8.9	9.1	9.1	9.1	8.9		13.833

--	--

Vault Score: **55.799** Running Score: **214.827**

P. Bar		D	1	2	3	4	5	stk	nd	AVE
P. BAR	1 <b>Carson Eshleman</b>	283	4.3	9.2	9.2	9.1	9.1	8.7		13.433
	2 <b>Pierce Wolfgang</b>	298	4.9	8.3	8.3	8.7	8.4	8.4		13.266
	3 <b>Solen Chiodi</b>	281	5.0	8.0	8.3	8.2	8.3	8.4	0.1	13.366
	4 <b>Fred Richard</b>	296	5.3	9.2	9.3	9.1	9.1	9.3	0.1	14.600

--	--

P. Bar Score: **54.665** Running Score: **269.492**

H. Bar		D	1	2	3	4	5	stk	nd	AVE
H. BAR	1 <b>Pierce Wolfgang</b>	298	4.8	9.0	8.7	9.0	8.9	8.7		13.666
	2 <b>Landen Blixt</b>	280	5.1	8.5	8.4	8.1	8.6	8.1	0.1	13.533
	3 <b>Carson Eshleman</b>	283	5.2	8.8	8.7	9.1	9.1	9.0		14.166
	4 <b>Fred Richard</b>	296	5.1	8.7	8.7	9.0	8.6	8.4		13.766

--	--

H. Bar Score: **55.131** Running Score: **324.623**

Final Team Score: **324.623**

All-Arounders

FX										
PH										
SR										
VT										
PB										
HB										
AA										

Coach's Signature \_\_\_\_\_





# NCAA Gymnastics Score Sheet

Team: Visitor Stanford Coach: Thom Glielmi

Date Apr 17, 2026 Place State Farm Center Attendance 0

Gymnast Name		D	1	2	3	4	5	stk	nd	AVE
FLOOR	1 Nick Kuebler	347	5.1	8.7	8.5	8.6	8.7	8.5		13.700
	2 Marcus Pietarinen	354	5.0	7.7	8.2	7.9	7.9	7.8		12.866
	3 Cooper Kim	346	5.2	8.6	8.7	8.7	8.8	8.8		13.933
	4 Junnosuke Iwai	345	5.4	8.4	8.3	8.6	8.7	8.5		13.900

Judge Name \_\_\_\_\_ Rating \_\_\_\_\_

Floor Score: **54.399** Running Score: **54.399**

Pommel		D	1	2	3	4	5	stk	nd	AVE
POMMEL	1 Arun Chhetri	341	5.0	8.1	8.3	8.2	8.5	8.5		13.333
	2 Marcus Pietarinen	354	5.0	8.5	8.3	8.5	8.5	8.4		13.466
	3 Asher Hong	343	4.8	7.9	8.1	7.7	7.7	7.9		12.633
	4 Kiran Mandava	350	5.3	8.3	8.3	8.2	8.3	8.5		13.600

Pommel Score: **53.032** Running Score: **107.431**

Rings		D	1	2	3	4	5	6	7	AVE
RINGS	1 Reece Landsperger	349	4.6	9.0	8.6	8.6	8.5	8.9		13.300
	2 Arun Chhetri	341	4.5	8.9	8.4	9.0	8.8	8.5	0.1	13.333
	3 Nick Kuebler	347	4.6	8.9	8.9	9.3	9.3	9.4	0.1	13.866
	4 Asher Hong	343	4.8	9.1	9.2	9.0	9.5	9.3	0.1	14.100

Rings Score: **54.599** Running Score: **162.030**

Vault		D	1	2	3	4	5	6	7	AVE
VAULT	1 Wade Nelson	352	4.8	9.2	9.1	9.2	9.1	9.1		13.933
	2 Cooper Kim	346	4.8	9.4	9.5	9.4	9.4	9.5		14.233
	3 Asher Hong	343	4.8	9.5	9.5	9.6	9.5	9.4		14.300
	4 Junnosuke Iwai	345	4.8	9.5	9.5	9.4	9.3	9.4		14.233

Vault Score: **56.699** Running Score: **218.729**

P. Bar		D	1	2	3	4	5	6	7	AVE
P. BAR	1 Arun Chhetri	341	5.3	8.3	8.3	8.3	8.4	8.6		13.633
	2 Zach Green	342	5.2	8.8	8.7	8.5	8.8	8.9		13.966
	3 Asher Hong	343	5.0	8.9	9.2	9.4	9.2	9.2	0.1	14.300
	4 David Shamah	358	5.3	7.4	7.5	7.3	7.6	7.8		12.800

P. Bar Score: **54.699** Running Score: **273.428**

H. Bar		D	1	2	3	4	5	6	7	AVE
H. BAR	1 Nick Kuebler	347	5.1	8.0	8.2	8.5	8.3	7.8	0.1	13.366
	2 Cooper Kim	346	5.3	8.5	8.4	8.5	8.6	8.4		13.766
	3 Junnosuke Iwai	345	5.1	8.3	8.6	8.5	8.6	8.6		13.666
	4 Zach Green	342	5.3	8.5	8.5	8.6	8.2	8.4		13.766

H. Bar Score: **54.564** Running Score: **327.992**

Final Team Score: **327.992**

All-Arounders

FX										
PH										
SR										
VT										
PB										
HB										
AA										

Coach's Signature \_\_\_\_\_

# 2026 NCAA Championships - Qualifier

## Event Results - Floor

Apr 17, 2026



Rank	Num	Name	Gym	Diff	Exec	S+	ND	Score	Out
1	280	Landen Blixt	Michigan	5.000	9.066	..	..	14.066	0.000
2	346	Cooper Kim	Stanford	5.200	8.733	..	..	13.933	0.133
3	345	Junnosuke Iwai	Stanford	5.400	8.500	..	..	13.900	0.166
4	321	Danilo Viciana	Navy	4.900	8.800	0.1	..	13.800	0.266
5	315	Brian Solomon	Navy	5.100	8.566	0.1	..	13.766	0.300
6	347	Nick Kuebler	Stanford	5.100	8.600	..	..	13.700	0.366
7	253	Thomas Morrow	Army	4.600	9.000	0.1	-0.1	13.600	0.466
8	318	Benjamin Thurlow Lam	Navy	4.800	8.733	..	..	13.533	0.533
9	286	Jake Islam	Michigan	5.100	8.400	..	..	13.500	0.566
10	263	Tate Costa	Illinois	4.900	8.533	..	..	13.433	0.633
11	293	Eli Osuna	Michigan	5.000	8.433	..	..	13.433	0.633
12	326	Brayden Erickson	Penn State	4.800	8.566	..	..	13.366	0.700
13	338	Landon Simpson	Penn State	4.600	8.633	0.1	..	13.333	0.733
14	312	Colby Prince	Navy	4.800	8.500	..	..	13.300	0.766
15	273	Sam Phillips	Illinois	4.600	8.466	0.1	..	13.166	0.900
16	332	Akseli Karsikas	Penn State	5.000	8.166	..	..	13.166	0.900
17	240	Tai Gopaul	Air Force	4.600	8.500	..	..	13.100	0.966
18	239	Jared Fry	Air Force	4.800	8.166	0.1	..	13.066	1.000
19	275	Garrett Schooley	Illinois	5.000	7.966	..	..	12.966	1.100
20	354	Marcus Pietarinen	Stanford	5.000	7.866	..	..	12.866	1.200
21	339	Shaun Smith	Penn State	5.100	7.733	..	..	12.833	1.233
22	281	Solen Chiodi	Michigan	5.000	7.766	..	..	12.766	1.300
23	360	Garrett Alexander	Simpson	4.200	8.466	..	..	12.666	1.400
24	257	Max Rubin	Army	4.500	8.166	..	..	12.666	1.400
25	246	Jaden Blank	Army	4.500	8.233	..	-0.1	12.633	1.433
26	364	Braxton Jones	Simpson	4.700	7.866	..	..	12.566	1.500
27	252	Nick Lester	Army	4.400	8.000	..	..	12.400	1.666
28	337	Kellen Ryan	Penn State	4.800	7.633	..	-0.1	12.333	1.733
29	305	Daniel Gurevich	Navy	4.600	7.333	..	..	11.933	2.133
30	363	Noah Doiron	Simpson	4.300	7.533	..	..	11.833	2.233
31	272	Vahe Petrosyan	Illinois	4.700	6.966	..	..	11.666	2.400

# 2026 NCAA Championships - Qualifier

## Event Results - Pommel

Apr 17, 2026

Page: 1  
Printed: 4/17/2026 9:26 PM

Men / 10

Session: 2



Rank	Num	Name	Gym	Diff	Exec	S+	ND	Score	Out
1	264	Brandon Dang	Illinois	5.900	8.833	--	--	14.733	0.000
2	296	Fred Richard	Michigan	5.400	8.700	--	--	14.100	0.633
3	291	Aaronson Mansberger	Michigan	5.300	8.566	--	--	13.866	0.867
4	242	Jack Matlock	Air Force	5.200	8.633	--	--	13.833	0.900
5	256	Jake Prabhakaran	Army	4.700	9.000	--	--	13.700	1.033
6	270	Preston Ngai	Illinois	5.600	8.066	--	--	13.666	1.067
7	263	Tate Costa	Illinois	5.000	8.633	--	--	13.633	1.100
8	350	Kiran Mandava	Stanford	5.300	8.300	--	--	13.600	1.133
9	268	Connor Micklos	Illinois	5.000	8.500	--	--	13.500	1.233
10	354	Marcus Pietarinen	Stanford	5.000	8.466	--	--	13.466	1.267
11	341	Arun Chhetri	Stanford	5.000	8.333	--	--	13.333	1.400
12	338	Landon Simpson	Penn State	4.700	8.566	--	--	13.266	1.467
13	319	Kody Tokunaga	Navy	4.700	8.500	--	--	13.200	1.533
14	335	Ricky Perez	Penn State	5.000	8.200	--	--	13.200	1.533
15	248	Noah Duran	Army	5.100	8.100	--	--	13.200	1.533
16	329	Kacper Garnczarek	Penn State	5.200	7.966	--	--	13.166	1.567
17	237	Sam Brown	Air Force	5.200	7.933	--	--	13.133	1.600
18	334	Ritam Malik	Penn State	4.700	8.366	--	--	13.066	1.667
19	315	Brian Solomon	Navy	4.500	8.366	--	--	12.866	1.867
20	316	Jonah Soltz	Navy	4.700	8.033	--	--	12.733	2.000
21	305	Daniel Gurevich	Navy	4.300	8.400	--	--	12.700	2.033
22	282	Kevin Chow	Michigan	4.800	8.166	--	-0.3	12.666	2.067
23	343	Asher Hong	Stanford	4.800	7.833	--	--	12.633	2.100
24	254	Maddox Pabellon	Army	5.300	7.300	--	--	12.600	2.133
25	360	Garrett Alexander	Simpson	4.200	8.133	--	--	12.333	2.400
26	284	Zach Granados	Michigan	4.900	7.366	--	--	12.266	2.467
27	337	Kellen Ryan	Penn State	4.300	7.800	--	--	12.100	2.633
28	244	Ben Aguilar	Army	4.400	7.666	--	--	12.066	2.667
29	361	William Bacus	Simpson	5.100	6.800	--	--	11.900	2.833
30	239	Jared Fry	Air Force	3.800	7.033	--	--	10.833	3.900
31	246	Jaden Blank	Army	3.100	7.600	--	--	10.700	4.033
32	363	Noah Doiron	Simpson	3.200	7.133	--	--	10.333	4.400

# 2026 NCAA Championships - Qualifier

Page: 1  
Printed: 4/17/2026 9:26 PM

## Event Results - Rings

Men / 10  
Session: 2

Apr 17, 2026



Rank	Num	Name	Gym	Diff	Exec	S+	ND	Score	Out
1	295	Akshay Puri	Michigan	4.800	9.366	..	..	14.166	0.000
2	343	Asher Hong	Stanford	4.800	9.200	0.1	..	14.100	0.066
3	347	Nick Kuebler	Stanford	4.600	9.166	0.1	..	13.866	0.300
4	270	Preston Ngai	Illinois	4.800	8.833	0.1	..	13.733	0.433
5	262	Hasan Aydogdu	Illinois	5.100	8.333	0.1	..	13.533	0.633
6	341	Arun Chhetri	Stanford	4.500	8.733	0.1	..	13.333	0.833
7	365	Brian Rollison	Simpson	4.900	8.433	..	..	13.333	0.833
8	349	Reece Landsperger	Stanford	4.600	8.700	..	..	13.300	0.866
9	332	Akseli Karsikas	Penn State	4.800	8.466	..	..	13.266	0.900
10	285	Joseph Hale	Michigan	4.300	8.866	..	..	13.166	1.000
11	275	Garrett Schooley	Illinois	4.200	8.866	0.1	..	13.166	1.000
12	334	Ritam Malik	Penn State	3.700	9.266	0.1	..	13.066	1.100
13	283	Carson Eshleman	Michigan	4.000	8.833	..	..	12.833	1.333
14	273	Sam Phillips	Illinois	4.400	8.333	0.1	..	12.833	1.333
15	246	Jaden Blank	Army	3.800	8.800	..	..	12.600	1.566
16	337	Kellen Ryan	Penn State	3.600	8.866	0.1	..	12.566	1.600
17	362	Alex Campbell	Simpson	4.100	8.433	..	..	12.533	1.633
18	315	Brian Solomon	Navy	4.400	8.133	..	..	12.533	1.633
19	306	Garrett Lawless	Navy	4.100	8.366	..	..	12.466	1.700
20	250	Cash Johnston	Army	3.600	8.833	..	..	12.433	1.733
21	317	Aaron Stein	Navy	4.500	7.933	..	..	12.433	1.733
22	256	Jake Prabhakaran	Army	3.500	8.800	..	..	12.300	1.866
23	338	Landon Simpson	Penn State	3.400	8.800	0.1	..	12.300	1.866
24	286	Jake Islam	Michigan	4.200	8.000	..	..	12.200	1.966
25	239	Jared Fry	Air Force	4.000	7.933	0.1	..	12.033	2.133
26	314	Zachary Silao	Navy	4.500	7.500	..	..	12.000	2.166
27	248	Noah Duran	Army	3.300	8.333	..	..	11.633	2.533
28	363	Noah Doiron	Simpson	3.900	7.566	..	..	11.466	2.700
29	366	Oskar Silverman	Simpson	4.000	7.266	..	..	11.266	2.900

# 2026 NCAA Championships - Qualifier

Page: 1  
Printed: 4/17/2026 9:26 PM

## Event Results - Vault

Men / 10  
Session: 2

Apr 17, 2026



Rank	Num	Name	Gym	Diff	Exec	S+	ND	Score	Out
1	275	Garrett Schooley	Illinois	5.200	9.300	..	..	14.500	0.000
2	343	Asher Hong	Stanford	4.800	9.500	..	..	14.300	0.200
3=	346	Cooper Kim	Stanford	4.800	9.433	..	..	14.233	0.267
3=	345	Junnosuke Iwai	Stanford	4.800	9.433	..	..	14.233	0.267
5	280	Landen Blixt	Michigan	4.800	9.400	..	..	14.200	0.300
6	352	Wade Nelson	Stanford	4.800	9.133	..	..	13.933	0.567
7	293	Eli Osuna	Michigan	4.400	9.400	0.1	..	13.900	0.600
8	338	Landon Simpson	Penn State	4.800	9.000	0.1	..	13.900	0.600
9=	337	Kellen Ryan	Penn State	4.800	9.066	..	..	13.866	0.634
9=	281	Solen Chiodi	Michigan	4.800	9.066	..	..	13.866	0.634
11	296	Fred Richard	Michigan	4.800	9.033	..	..	13.833	0.667
12=	276	Dylan Shepard	Illinois	4.400	9.400	..	..	13.800	0.700
12=	252	Nick Lester	Army	4.400	9.400	..	..	13.800	0.700
14	339	Shaun Smith	Penn State	4.800	9.100	..	-0.1	13.800	0.700
15	251	Felipe Junqueira	Army	4.400	9.100	0.1	..	13.600	0.900
16	315	Brian Solomon	Navy	4.400	9.166	..	..	13.566	0.934
17	270	Preston Ngai	Illinois	4.800	8.866	..	-0.1	13.566	0.934
18=	238	Jack Foltyn	Air Force	4.400	9.100	..	..	13.500	1.000
18=	263	Tate Costa	Illinois	4.400	9.100	..	..	13.500	1.000
20	364	Braxton Jones	Simpson	4.800	8.700	..	..	13.500	1.000
21	239	Jared Fry	Air Force	4.400	9.000	0.1	-0.1	13.400	1.100
22	326	Brayden Erickson	Penn State	4.800	8.600	..	..	13.400	1.100
23	316	Jonah Soltz	Navy	4.400	8.966	..	..	13.366	1.134
24	310	Matthew Petros	Navy	4.800	8.500	..	..	13.300	1.200
25=	305	Daniel Gurevich	Navy	4.400	8.833	..	..	13.233	1.267
25=	246	Jaden Blank	Army	4.400	8.833	..	..	13.233	1.267
27	254	Maddox Pabellon	Army	4.400	8.766	..	..	13.166	1.334
28	363	Noah Doiron	Simpson	4.400	8.600	..	-0.1	12.900	1.600
29	241	Isaac Koo	Air Force	4.400	7.500	..	-0.3	11.600	2.900

# 2026 NCAA Championships - Qualifier

## Event Results - P Bars

Apr 17, 2026

Page: 1  
Printed: 4/17/2026 9:26 PM

Men / 10

Session: 2



Rank	Num	Name	Gym	Diff	Exec	S+	ND	Score	Out
1	296	Fred Richard	Michigan	5.300	9.200	0.1	..	14.600	0.000
2	343	Asher Hong	Stanford	5.000	9.200	0.1	..	14.300	0.300
3	342	Zach Green	Stanford	5.200	8.766	..	..	13.966	0.634
4	273	Sam Phillips	Illinois	4.900	8.933	0.1	..	13.933	0.667
5	276	Dylan Shepard	Illinois	4.900	8.866	0.1	..	13.866	0.734
6	341	Arun Chhetri	Stanford	5.300	8.333	..	..	13.633	0.967
7	283	Carson Eshleman	Michigan	4.300	9.133	..	..	13.433	1.167
8	310	Matthew Petros	Navy	4.500	8.866	..	..	13.366	1.234
9	281	Solen Chiodi	Michigan	5.000	8.266	0.1	..	13.366	1.234
10	250	Cash Johnston	Army	3.900	9.266	0.1	..	13.266	1.334
11	298	Pierce Wolfgang	Michigan	4.900	8.366	..	..	13.266	1.334
12	321	Danilo Viciano	Navy	3.900	9.200	0.1	..	13.200	1.400
13=	266	Sam Kaplan	Illinois	4.700	8.500	..	..	13.200	1.400
13=	263	Tate Costa	Illinois	4.700	8.500	..	..	13.200	1.400
15	243	Palmer Wright	Air Force	4.300	8.766	0.1	..	13.166	1.434
16	252	Nick Lester	Army	4.500	8.666	..	..	13.166	1.434
17	332	Akseli Karsikas	Penn State	4.500	8.633	..	..	13.133	1.467
18	238	Jack Foltyn	Air Force	4.600	8.466	..	..	13.066	1.534
19	331	Eliran Ioscovich	Penn State	4.900	8.066	0.1	..	13.066	1.534
20	338	Landon Simpson	Penn State	5.200	7.866	..	..	13.066	1.534
21	325	Bobbie Alessio	Penn State	4.200	8.700	..	..	12.900	1.700
22	315	Brian Solomon	Navy	4.300	8.533	..	..	12.833	1.767
23	248	Noah Duran	Army	4.400	8.433	..	..	12.833	1.767
24	358	David Shamah	Stanford	5.300	7.500	..	..	12.800	1.800
25	337	Kellen Ryan	Penn State	3.800	8.900	..	..	12.700	1.900
26	240	Tai Gopaul	Air Force	4.300	8.166	..	..	12.466	2.134
27	246	Jaden Blank	Army	3.600	8.766	..	..	12.366	2.234
28	363	Noah Doiron	Simpson	3.600	8.466	..	..	12.066	2.534
29	316	Jonah Soltz	Navy	4.100	7.733	..	..	11.833	2.767
30	239	Jared Fry	Air Force	4.000	7.533	..	..	11.533	3.067

# 2026 NCAA Championships - Qualifier

## Event Results - H Bar

Apr 17, 2026

Page: 1  
Printed: 4/17/2026 9:26 PM

Men / 10

Session: 2



Rank	Num	Name	Gym	Diff	Exec	S+	ND	Score	Out
1	283	Carson Eshleman	Michigan	5.200	8.966	..	..	14.166	0.000
2	296	Fred Richard	Michigan	5.100	8.666	..	..	13.766	0.400
3=	346	Cooper Kim	Stanford	5.300	8.466	..	..	13.766	0.400
3=	342	Zach Green	Stanford	5.300	8.466	..	..	13.766	0.400
5	298	Pierce Wolfgang	Michigan	4.800	8.866	..	..	13.666	0.500
6	345	Junnosuke Iwai	Stanford	5.100	8.566	..	..	13.666	0.500
7	280	Landen Blixt	Michigan	5.100	8.333	0.1	..	13.533	0.633
8	250	Cash Johnston	Army	4.000	9.400	0.1	..	13.500	0.666
9	367	Paul Tiedemann	Simpson	4.400	9.000	0.1	..	13.500	0.666
10	347	Nick Kuebler	Stanford	5.100	8.166	0.1	..	13.366	0.800
11	277	Ryan Vanichtheeranont	Illinois	4.300	8.866	..	..	13.166	1.000
12	337	Kellen Ryan	Penn State	4.900	8.166	..	..	13.066	1.100
13	332	Akseli Karsikas	Penn State	4.600	8.300	0.1	..	13.000	1.166
14	263	Tate Costa	Illinois	4.900	8.066	..	..	12.966	1.200
15	255	Tyson Phelps	Army	3.900	8.766	0.1	..	12.766	1.400
16	246	Jaden Blank	Army	4.300	8.466	..	..	12.766	1.400
17	262	Hasan Aydogdu	Illinois	4.600	8.000	..	..	12.600	1.566
18	316	Jonah Soltz	Navy	3.900	8.433	0.1	..	12.433	1.733
19	310	Matthew Petros	Navy	4.400	7.900	0.1	..	12.400	1.766
20	256	Jake Prabhakaran	Army	3.700	8.600	..	..	12.300	1.866
21	315	Brian Solomon	Navy	3.900	8.233	..	..	12.133	2.033
22	240	Tai Gopaul	Air Force	4.100	7.700	..	..	11.800	2.366
23	338	Landon Simpson	Penn State	4.000	7.566	0.1	..	11.666	2.500
24	322	Boone Washburn	Navy	4.600	6.966	..	..	11.566	2.600
25	363	Noah Doiron	Simpson	3.100	8.400	..	..	11.500	2.666
26	273	Sam Phillips	Illinois	5.100	6.233	..	..	11.333	2.833
27	239	Jared Fry	Air Force	4.500	6.400	0.1	..	11.000	3.166
28=	241	Isaac Koo	Air Force	4.100	6.800	..	..	10.900	3.266
28=	329	Kacper Garnczarek	Penn State	4.100	6.800	..	..	10.900	3.266







# 2026 NCAA Championships - Qualifier

## Event Results - AA

Apr 17, 2026

Page: 1  
Printed: 4/17/2026 9:26 PM

Men / 10  
Session: 2

Rank	Num	Name	Gym							AA
1	315	Brian Solomon	Navy	13.766	12.866	12.533	13.566	12.833	12.133	77.697
2	338	Landon Simpson	Penn State	13.333	13.266	12.300	13.900	13.066	11.666	77.531
3	337	Kellen Ryan	Penn State	12.333	12.100	12.566	13.866	12.700	13.066	76.631
4	246	Jaden Blank	Army	12.633	10.700	12.600	13.233	12.366	12.766	74.298
5	239	Jared Fry	Air Force	13.066	10.833	12.033	13.400	11.533	11.000	71.865
6	363	Noah Doiron	Simpson	11.833	10.333	11.466	12.900	12.066	11.500	70.098