
























Rank	ID	Surname	Given Name	Date of Birth							Team Score
1. T14 .		 CAN			40.165	40.132	41.099	41.632	39.766	40.232	243.026
	#319	COURNOYER	Rene	1997	13.366	13.000	13.366	13.800	13.800	13.466	
	#321	OLASZ	Xavier	2005	12.666	12.866	12.400	13.400	12.466	12.300	
	#320	EMARD	William	2000	12.666	11.833	13.833	14.166	12.600	10.600	
	#317	DOLCI	Felix	2002	14.133	–	13.900	13.666	13.366	14.466	
	#318	CARROLL	Jordan	2006	–	14.266	–	–	–	–	
	#316	CHELADYN	Addyson	2000	–	–	–	–	–	–	
2. T11 .		 COL			39.666	38.666	39.799	40.632	41.099	41.732	241.594
	#330	BARAJAS	Angel	2006	13.633	13.200	13.533	13.900	14.533	14.266	
	#332	VERA	Camilo	2007	13.833	13.133	13.566	13.466	12.600	13.700	
	#333	MEJIA	Thomas	2008	12.166	12.000	10.700	13.266	12.966	11.400	
	#334	ZABALA	Yan	2006	12.200	12.333	–	12.800	–	13.766	
	#331	ALVAREZ	Jorman	2007	–	–	12.700	–	13.600	–	
3. T8 .		 USA			39.799	39.733	40.899	38.799	39.599	37.132	235.961
	#384	MOLDAUER	Yul	1996	13.233	13.233	13.633	13.566	13.866	13.333	
	#383	BURKHART	Taylor	2002	13.000	–	13.566	12.633	13.533	13.966	
	#380	NELSON	Kameron	2001	13.033	–	13.266	12.600	12.200	9.833	
	#382	LOOS	Riley	2000	13.533	11.900	13.700	11.333	–	–	
	#381	HOOPES	Patrick	2002	–	14.600	–	–	0	–	
	#385	DANG	Brandon	1994	–	–	–	–	–	–	
4. T17 .		 BRA			39.799	37.032	38.299	39.832	40.066	39.899	234.927
	#312	SOARES	Diogo	2002	13.233	13.266	12.833	13.433	13.500	14.033	
	#314	GUIMARAES	Vitaliy	2000	13.400	11.800	12.233	12.733	12.333	11.533	
	#310	NORY MARIANO	Arthur	1993	13.166	–	–	13.666	13.066	13.933	
	#311	SOUZA	Caio	1993	–	11.966	13.233	–	13.500	11.933	
	#315	BORGES	Rogério	2002	13.166	11.800	12.233	12.733	–	–	
	#313	SOUZA	Leonardo	1995	–	–	–	–	–	–	
5. T3 .		 PUR			38.199	36.432	38.665	39.966	36.665	38.099	228.026
	#373	LOPEZ	Jose	1997	12.866	10.666	12.833	13.900	12.233	13.166	
	#372	SOTO	Jensuel	2007	12.700	12.033	12.500	12.533	11.866	12.600	
	#374	GUILBE	Nelson	2002	–	13.733	–	–	–	–	
	#376	RAMOS	Divier	2007	–	–	–	–	–	–	
	#371	VELEZ	Francisco	2005	12.333	DNS	13.266	13.066	12.566	12.333	
	#375	PEREZ	Pablo	2003	12.633	–	12.566	13.000	DNS	–	

Rank	ID	Surname	Given Name	Date of Birth							Team Score
6. T16 .		 ARG			39.899	35.966	37.200	39.932	36.932	37.465	227.394
	#305	MAYOL	Santiago	1999	13.566	12.733	12.000	13.300	12.366	12.366	
	#304	PARDO	Nahuel	2005	13.100	11.600	11.600	12.833	12.333	12.366	
	#302	CHIAPPONI	Ivo	2000	13.233	11.633	11.566	12.866	12.233	10.300	
	#301	VILLAFANE	Daniel	1993	12.600	–	13.600	13.766	–	–	
	#303	ALFIERI	Luca	2002	–	11.500	–	–	11.766	12.733	
	#306	INGUANTI	Julian	1999	–	–	–	–	–	–	
7. T15 .		 MEX			38.166	35.332	35.866	40.132	36.399	37.232	223.127
	#360	NUNEZ	Isaac	1999	12.433	12.533	12.133	12.300	13.066	12.933	
	#362	ROJAS	Mario	2004	11.866	10.866	11.033	13.366	10.733	12.533	
	#361	HERNANDEZ	Juan	2006	13.100	11.933	–	13.766	12.133	–	
	#363	GOMEZ	Rodrigo	1998	12.633	–	10.966	13.000	–	11.766	
	#359	RAMIREZ	Cristian	2004	–	8.900	12.700	–	11.200	11.700	
	#364	CANAVATI	Emilio	2004	–	–	–	–	–	–	
8. T9 .		 CHI			36.233	34.033	39.099	40.299	37.299	35.800	222.763
	#326	ALVAREZ	Joel	1995	12.633	11.300	12.266	13.533	12.600	11.000	
	#328	LETELIER	Luciano	2004	12.300	10.566	11.900	13.600	11.400	13.300	
	#327	ARMIJO	Josue	2002	11.300	11.033	–	13.166	–	10.400	
	#325	ALVAREZ	Joaquin	2003	–	–	13.733	–	12.633	11.500	
	#329	VARAS	Ignacio	1999	–	–	–	–	–	–	
	#324	ESPEJO	Diego	2006	10.466	11.700	13.100	DNS	12.066	–	
9. T2 .		 GUA			38.865	34.799	34.232	41.132	37.266	34.999	221.293
	#354	TAPERIO	Mario	2006	12.166	12.266	12.333	13.000	12.900	11.200	
	#352	GARCIA	Jefferson Rahi	2008	12.766	10.566	10.933	13.533	12.366	12.166	
	#351	BOURDET	Jaycko	2006	11.900	11.333	10.100	13.333	12.000	11.633	
	#350	PANIAGUA	Gabriel	2005	–	11.200	10.966	–	11.333	9.866	
	#353	VEGA	Jorge	1995	13.933	–	–	14.266	–	–	
10. T12 .		 PER			33.365	34.733	36.232	39.799	35.232	36.265	215.626
	#369	GONZALES	Edward	2003	10.566	11.400	11.433	13.433	11.266	12.233	
	#370	ALARCON	Edward Daniel	2003	9.200	11.933	12.600	12.900	11.566	11.833	
	#367	AGUERO	Daniel	1997	10.933	–	11.866	13.466	12.400	–	
	#366	LEON PRADO	Arian	1996	–	11.033	11.766	12.466	–	12.166	
	#368	MANRIQUE	Eduardo	2007	11.866	11.400	–	–	10.933	11.866	
11. T7 .		 ECU			37.732	32.499	35.666	38.932	35.798	34.732	215.359
	#349	ROMERO	Stefano	2007	13.133	10.166	11.533	13.266	12.066	11.366	
	#347	CHICA	Daniel	2006	13.133	10.400	11.200	12.533	12.166	11.666	
	#348	VALENCIA	Johnny	2002	11.200	11.933	11.600	12.833	10.200	11.700	
	#346	LOPEZ	Cesar	2003	11.466	9.666	12.533	12.833	11.566	9.866	

Rank	ID	Surname	Given Name	Date of Birth							Team Score
12. T4		 DOM			35.732	30.799	31.065	40.366	32.732	31.932	202.626
	#345	CONTRERAS	Wilfry	2000	12.100	10.033	10.666	14.100	10.866	10.666	
	#342	NIN REYES	Audrys	1995	12.266	11.100	9.766	12.900	10.366	11.200	
	#344	RAMIREZ	Jeordy	2001	11.366	9.666	10.633	13.366	11.500	10.066	
	#343	DIOS	Darling	2006	10.833	–	–	10.900	9.600	–	
13. T6		 TTO			33.732	28.533	33.166	37.166	34.432	30.998	198.027
	#378	CUMBERMACK	Chane	2008	12.766	10.433	11.133	13.533	11.766	12.066	
	#379	ALI	Jameel	2000	10.866	10.100	12.733	12.200	11.033	9.666	
	#377	DE GANNES	Anthony	2007	10.100	8.000	9.300	11.433	11.633	9.266	
14. T13		 CUB			23.799	37.232	34.565	27.233	34.533	34.366	-1.000 190.728
	#341	ESCOBAR	Diorges	2002	12.766	12.733	11.566	13.533	13.533	12.300	
	#339	CASTANEDA	Argenis	2006	11.033	12.666	11.533	13.700	10.300	11.700	
	#337	TORRIENTE REYNA	Alain Daniel	2007	–	–	–	–	–	10.366	
	#338	RODRIGUEZ	Alek	2007	–	11.000	11.466	DNS	10.700	–	
	#340	RODRIGUEZ	Darian Ray	2004	DNS	11.833	10.100	DNS	DNS	0	
15. T10		 JAM			23.233	31.332	34.632	25.366	33.032	33.398	180.993
	#357	WAHRMANN BAKER	Ellel	2000	12.400	12.766	12.900	11.900	12.133	12.366	
	#356	BELL	Clayton	2003	10.833	8.700	11.366	13.466	11.066	10.266	
	#358	MCCLYMONT	Matthew	2001	–	9.866	10.366	–	9.833	10.766	
16. T1		 BOL			26.599	20.432	27.799	23.232	28.000	27.565	153.627
	#308	MAMANI	Leonardo	1998	10.300	9.200	9.600	12.066	10.100	9.566	
	#307	GARVIZU	Mateo	2007	9.733	3.866	9.266	11.166	8.800	8.833	
	#309	ARANCIBIA	Fernando	2007	6.566	7.366	8.933	–	9.100	9.166	
17. T5		 VEN			31.532	33.233	9.333	13.000	33.533	10.566	131.197
	#387	TORRES	Sebastian	2008	10.466	11.133	9.333	13.000	9.200	10.566	
	#388	ANTON	Yefferson	1998	10.033	12.000	–	–	12.100	–	
	#386	TREJO	Adickxon	1989	11.033	10.100	–	–	12.233	–	

Legend



– Floor

DNS – ResultsSpecialFailStatus

Ind. sum – Sum of Compulsory and Optional scores



– Pommel Horse



– Rings



– Vault

DNF – ResultsSpecialFailStatus

Team Score – Team score



– Parallel Bars



– High Bar