


























Place	Team Score	Year	Level	Coach				
1. T8	246.550  USA							
	OLEYNIK Izabella	2011		DB/DA D	6.3/3.4 9.70	5.5/3.5 9.00		
				E	7.500	7.500		
				P Total	0 24.500	0 23.750	—	—
	WEBER Josephine	2011		DB/DA D	6.7/2.6 9.30	4.7/3.0 7.70	6.1/3.0 9.10	6.2/2.6 8.80
				E	6.650	7.400	7.050	7.350
				P Total	-0.05 23.100	0 22.400	-0.05 23.050	0 23.850
	FILIPP Anna	2011		DB/DA D	6.5/3.7 10.20	5.9/3.2 9.10	6.8/3.3 10.10	6.3/3.4 9.70
				E	7.700	7.650	7.750	7.500
				P Total	0 25.650	0 24.750	0 25.800	0 25.200
	KEYS Nina	2011		DB/DA D			6.5/3.3 9.80	6.4/3.2 9.60
				E			7.600	7.350
				P Total	—	—	0 25.350	0 24.600
2. T2	232.150  BRA							
	MANENTE Amanda	2011		DB/DA D	6.3/3.6 9.90	4.2/3.7 7.90	6.1/3.0 9.10	4.8/3.2 8.00
				E	7.350	6.950	7.350	6.400
				P Total	0 24.550	0 21.950	0 23.900	0 21.350
	VIEIRA Beatriz	2011		DB/DA D	6.4/3.3 9.70	4.9/3.7 8.60	6.4/2.9 9.30	5.4/3.3 8.70
				E	7.200	6.150	7.650	7.000
				P Total	0 24.150	-0.30 21.650	0 24.350	0 22.800
	PETERSEN Linda	2012		DB/DA D		5.0/3.0 8.00		5.2/3.0 8.20
				E		7.100		6.650
				P Total	—	0 22.450	—	-0.30 21.250
	SARTORI Mariana	2011		DB/DA D	5.8/3.1 8.90		5.7/3.3 9.00	
				E	6.600		7.200	
				P Total	0 22.700	—	0 23.650	—

Place	Team Score	Year	Level	Coach				
3. T3	225.650  CAN							
	LAKSMAN Nava Mya	2011		DB/DA D	4.6/3.2 7.80	5.0/2.7 7.70	5.6/2.7 8.30	4.7/2.8 7.50
				E	7.050	7.300	6.950	7.000
				P Total	0 22.250	0 22.150	-0.05 22.350	0 21.600
	YEVZLIN Lillian	2011		DB/DA D	5.4/2.7 8.10	5.2/2.5 7.70	5.4/3.2 8.60	5.6/3.2 8.80
				E	7.250	7.400	7.250	7.150
				P Total	0 22.850	0 22.450	0 23.100	-0.05 23.500
	SHOLKAVICH Milana	2011		DB/DA D	4.9/2.7 7.60	5.1/2.8 7.90	5.8/3.0 8.80	4.8/2.9 7.70
				E	6.850	6.650	7.150	7.100
				P Total	0 21.500	0 21.600	0 23.050	0 22.350
4. T7	222.800  MEX							
	HERNANDEZ Alexa	2012		DB/DA D	4.4/2.2 6.60	4.2/2.5 6.70	4.7/3.0 7.70	
				E	5.900	7.100	7.300	
				P Total	-0.60 18.300	0 20.550	0 22.050	—
	DIAZ Arantza	2012		DB/DA D		4.6/2.8 7.40		4.8/3.2 8.00
				E		7.150		7.250
				P Total	—	0 21.300	—	0 22.050
	DELGADO Marijose	2011		DB/DA D	5.5/3.2 8.70	5.1/3.0 8.10	6.2/3.2 9.40	5.7/3.6 9.30
				E	7.500	7.000	7.500	6.950
				P Total	0 23.750	0 22.100	0 23.900	0 23.400
	RUIZ Sofia	2012		DB/DA D	4.9/2.7 7.60		6.3/2.4 8.70	4.4/2.8 7.20
				E	6.550		7.050	6.600
				P Total	0 20.800	—	0 22.900	0 20.450
5. T9	209.150  VEN							
	PARRA Ambar	2011		DB/DA D		4.4/2.2 6.60	5.7/2.7 8.40	
				E		6.350	7.050	
				P Total	—	0 19.000	0 22.500	—
	CONDE Aranza	2011		DB/DA D	4.7/2.3 7.00			4.9/2.3 7.20
				E	6.150			6.700
				P Total	0 19.300	—	—	0 20.100
	VARESANO Fiorella	2012		DB/DA D	5.0/3.0 8.00	4.1/2.4 6.50	5.9/2.1 8.00	5.3/2.8 8.10
				E	6.700	5.950	7.000	6.600
				P Total	0 21.850	0 18.850	0 21.800	0 21.250
	VALBUENA Susana	2011		DB/DA D	4.7/3.3 8.00	4.4/2.0 6.40	4.9/2.9 7.80	4.7/2.5 7.20
				E	6.750	6.300	7.200	5.700
				P Total	0 22.100	0 19.500	0 21.750	-0.60 18.450

Place	Team Score	Year	Level	Coach				
6. T1	201.450  ARG							
	GANINO Catalina	2012		DB/DA D E P Total	—	2.8/2.7 5.50 6.050 0 17.850	—	2.2/2.4 4.60 5.400 -0.05 16.200
	NERI Catalina	2011		DB/DA D E P Total	5.1/3.3 8.40 6.450 0 21.250	3.8/3.0 6.80 6.250 0 19.250	5.4/2.7 8.10 7.100 0 22.450	4.3/2.5 6.80 5.900 0 19.200
	SIBILIA Maria Pia	2011		DB/DA D E P Total	5.0/2.9 7.90 6.450 0 20.950	—	4.0/2.7 6.70 6.050 0 18.900	—
	TOLOSA Martina	2011		DB/DA D E P Total	4.2/1.9 6.10 6.450 0 18.850	4.7/2.0 6.70 6.350 0 19.350	4.6/1.8 6.40 6.850 0 19.900	5.1/2.7 7.80 6.800 0 21.350
7. T4	185.900  COL							
	CASTRO Dhanna	2011		DB/DA D E P Total	5.5/2.7 8.20 6.750 0 21.950	3.9/2.9 6.80 6.450 0 19.650	4.6/1.5 6.10 6.100 0 18.350	4.8/2.6 7.40 6.800 0 20.750
	PAEZ Isabella	2011		DB/DA D E P Total	2.3/1.5 3.80 5.350 0 15.050	—	2.6/1.7 4.30 5.650 0 15.050	—
	GRANADOS Lucciana	2012		DB/DA D E P Total	—	2.5/2.1 4.60 6.300 0 16.900	—	2.3/2.0 4.30 6.300 -0.30 16.400
	GOMEZ Maria Salone	2012		DB/DA D E P Total	3.4/1.9 5.30 6.050 0 17.550	3.6/2.0 5.60 6.050 0 17.800	4.3/2.7 7.00 6.200 -0.05 19.350	2.5/1.9 4.40 6.400 0 17.200

Place	Team Score	Year	Level	Coach				
8. T6	180.350  CHI							
	BECERRA Emilia	2011		DB/DA D	4.8/1.7 6.50	2.7/1.6 4.30	3.8/1.8 5.60	3.0/2.2 5.20
				E	5.650	5.050	6.150	5.600
				P Total	0 18.450	-0.30 14.850	0 17.950	0 17.150
	ALDUNATE Fernanda	2011		DB/DA D			4.0/2.0 6.00	
				E			6.450	
				P Total	—	—	0 18.700	—
	CALFUQUIR Ignacia	2011		DB/DA D	4.5/1.6 6.10	2.9/1.8 4.70		3.7/1.9 5.60
				E	5.700	5.450		6.350
				P Total	0 18.200	0 16.350	—	0 18.100
	MUNOZ Josefa	2011		DB/DA D	4.6/1.6 6.20	3.7/2.5 6.20	4.3/2.4 6.70	3.7/2.6 6.30
				E	4.900	6.300	5.450	5.450
				P Total	-0.05 17.100	0 18.700	0 18.600	-0.30 17.400
9. T5	168.500  CRC							
	VEGA Jimena	2011		DB/DA D	3.6/2.5 6.10	2.0/2.2 4.20	2.9/2.2 5.10	2.2/1.9 4.10
				E	5.150	5.950	6.350	5.600
				P Total	-0.30 17.000	-0.10 16.200	0 17.650	-0.30 15.250
	MORALES Luciana	2011		DB/DA D	2.7/1.9 4.60	2.6/1.0 3.60	2.8/1.8 4.60	2.7/1.8 4.50
				E	5.800	5.200	5.550	5.900
				P Total	0 16.650	0 14.700	-0.15 16.100	0 16.650
	ABARCA Sara	2011		DB/DA D	2.6/1.8 4.40	2.4/1.8 4.20	3.3/1.8 5.10	3.2/2.2 5.40
				E	5.800	6.250	6.250	6.300
				P Total	0 16.250	0 16.550	0 17.700	-0.05 17.750