









Rank	ID	Description	Surname	Given Name	Date of Birth	Level	Level	Coach	Representing	Apparatus	D	B	E	Pen	Total	VB	Total
1..	#251		PUGH BANKS	Amia	2011	Not set			USA		5.0 4.2	9.100 9.300			14.100 13.500		13.800
2..	#250		VANGRINSVEN	Addalye	2011	Not set			USA		4.6 4.2	9.100 8.866			13.700 13.066		13.383
3..	#201		GARCIA BERBEL	Eugenia	2012	Not set			ARG		4.6 4.2	8.866 8.766			13.466 12.966		13.216
4..	#217		THEODAT	Nikita	2011	Not set			CAN		4.2 3.6	9.233 9.333			13.433 12.933		13.183
5..	#247		MARENCO	Isabella	2011	Not set			URU		4.2 3.6	9.033 9.133			13.233 12.733		12.983
6..	#204		CHIMENTI	Sofia	2012	Not set			ARG		4.6 4.2	8.066 8.700	-0.1		12.566 12.900		12.733
7..	#218		MACEY	Taya	2011	Not set			CAN		4.2 3.6	8.866 8.800	-0.1		12.966 12.400		12.683
8..	#213		MOTA	Yasmin	2011	Not set			BRA		4.2 3.6	8.300 8.766			12.500 12.366		12.433

Legend .

 - Vault

VB - Vault bonus

D - Difficulty score

B - Difficulty bonus

E - Execution score

Total - Athlete sum of routines scores

Pen - Neutral penalty

Total - Routine score




Event Final (uneven bars)

JUNIOR - Women

Rank	ID	Surname	Given Name	Date of Birth	Representing	Apparatus	D	B	E	Pen	Total	Total
1..	#252	WILLIAMS	Sydney	2012	 USA		5.1		7.933		13.033	13.033
2..	#256	GARCES	Mia	2012	 VEN		4.9		7.766		12.666	12.666
3..	#250	VANGRINSVEN	Addalye	2011	 USA		4.8		7.366		12.166	12.166
4..	#246	BUCK	Camila	2011	 URU		4.7		7.233		11.933	11.933
5..	#218	MACEY	Taya	2011	 CAN		4.4		7.500		11.900	11.900
6..	#247	MARENCO	Isabella	2011	 URU		4.0		7.633		11.633	11.633
7..	#212	CARVALHO	Sophia	2011	 BRA		4.6		6.633		11.233	11.233
8..	#216	GRANT	Mackenzie	2012	 CAN		4.6		6.366		10.966	10.966

Legend .

 – Uneven Bars	D – Difficulty score	Total – Athlete sum of routines scores
	B – Difficulty bonus	
	E – Execution score	
	Pen – Neutral penalty	
	Total – Routine score	




Event Final (beam)

JUNIOR - Women

Rank	ID	Surname	Given Name	Date of Birth	Representing	Apparatus	D	B	E	Pen	Total	Total
1..	#253	CRAIN	Vivienna	2012	 USA		5.3		7.600		12.900	12.900
2..	#250	VANGRINSVEN	Addalye	2011	 USA		4.5		8.000		12.500	12.500
3..	#256	GARCES	Mia	2012	 VEN		5.1		6.866		11.966	11.966
4..	#247	MARENCO	Isabella	2011	 URU		4.6		7.300		11.900	11.900
5..	#237	VILCHIS	Valeria	2011	 MEX		4.2		7.300		11.500	11.500
6..	#201	GARCIA BERBEL	Eugenia	2012	 ARG		4.4		7.066		11.466	11.466
7..	#216	GRANT	Mackenzie	2012	 CAN		4.7		6.700		11.400	11.400
8..	#258	ROJAS	Sofia	2011	 VEN		4.8		6.566		11.366	11.366

Legend .

 – Beam	D – Difficulty score	Total – Athlete sum of routines scores
	B – Difficulty bonus	
	E – Execution score	
	Pen – Neutral penalty	
	Total – Routine score	




Event Final (floor)

JUNIOR - Women

Rank	ID	Surname	Given Name	Date of Birth	Representing	Apparatus	D	B	E	Pen	Total	Total
1..	#217	THEODAT	Nikita	2011	 CAN		4.6		8.300		12.900	12.900
1..	#251	PUGH BANKS	Amia	2011	 USA		5.1		7.800		12.900	12.900
3..	#250	VANGRINSVEN	Addalye	2011	 USA		4.9		7.733		12.633	12.633
4..	#247	MARENCO	Isabella	2011	 URU		4.8		7.700		12.500	12.500
5..	#210	DELGADO	Ana Paula	2012	 BRA		4.3		8.100		12.400	12.400
6..	#235	BECERRA	Kimberly	2012	 MEX		4.3		7.766		12.066	12.066
7..	#215	DESJARDINS	Marion	2011	 CAN		4.2		7.700		11.900	11.900
8..	#211	FARIA	Brenda	2012	 BRA		4.5		7.600	-0.3	11.800	11.800

Legend .

	- Floor	D	- Difficulty score	Total	- Athlete sum of routines scores
		B	- Difficulty bonus		
		E	- Execution score		
		Pen	- Neutral penalty		
		Total	- Routine score		