





# Big Ten Championship

## Team Results

Mar 20-21, 2026

Rank	Gym	Team	Score				
1	UCLA	X	198.100	49.450 1	49.550 1	49.425 1	49.675 1
2	Michigan State	X	197.475	49.250 3	49.400 2	49.375 2	49.450 4
3	Minnesota	X	196.900	49.300 2	49.375 3	48.575 11	49.650 2
4	Michigan	X	196.800 (Inc -0.1 ND)	49.100 4	49.125 5	49.125 4	49.550 3
5	Iowa	X	196.700	48.875 7T	49.225 4	49.275 3	49.325 6
6	Ohio State	X	196.250	49.025 5	48.925 9T	48.900 5	49.400 5
7	Penn State	X	196.000	48.950 6	49.100 6	48.825 6	49.125 10
8	Rutgers	X	195.700	48.750 10	48.975 7	48.700 8T	49.275 7
9	Washington	X	195.475	48.650 11T	48.950 8	48.700 8T	49.175 9
10	Maryland	X	195.300	48.825 9	48.550 12	48.700 8T	49.225 8
11	Illinois	X	195.125	48.875 7T	48.675 11	48.500 12	49.075 11
12	Nebraska	X	195.075	48.650 11T	48.925 9T	48.750 7	48.750 12

# Big Ten Championship

## Event Results - AA





Mar 20-21, 2026

Page: 1

Printed: 3/21/2026 7:58 PM

Women / 10

Session: A II

Rank	Num	Name	Gym					AA
1	321	Jordan Chiles	UCLA	9.925	9.950	9.950	10.000	39.825
2T	308	Arianna Ostrum	Minnesota	9.950	9.800	9.875	9.950	39.575
2T	293	Nikki Smith	Michigan State	9.850	9.875	9.900	9.950	39.575
2T	333	Tiana Sumanasekera	UCLA	9.850	9.875	9.925	9.925	39.575
5	334	Mika Webster-Longin	UCLA	9.875	9.900	9.850	9.925	39.550
6	193	Aurelie Tran	Iowa	9.800	9.950	9.900	9.875	39.525
7	295	MaKayla Tucker	Michigan State	9.875	9.850	9.825	9.900	39.450
8	192	Sophie Schriever	Iowa	9.850	9.800	9.850	9.875	39.375
9	144	Gabrielle Dildy	Rutgers	9.800	9.825	9.850	9.850	39.325
10	249	Elizabeth Leary	Penn State	9.775	9.875	9.750	9.825	39.225
11	238	Tory Vetter	Ohio State	9.800	9.825	9.650	9.900	39.175
12	167	Kristin Lin	Washington	9.675	9.750	9.800	9.825	39.050
13	214	Aine Reade	Maryland	9.700	9.625	9.700	9.900	38.925
14	194	Sydney Turner	Iowa	9.175	9.875	9.900	9.750	38.700
15	140	Isabel Sikon	Nebraska	9.725	9.825	9.675	8.800	38.025

# Big Ten Championship

## Event Results - Vault

Mar 20-21, 2026



Rank	Num	Name	Gym	Start	Score	Out
1T	308	Arianna Ostrum	Minnesota	10.000	9.950	0.000
1T	326	Riley Jenkins	UCLA	10.000	9.950	0.000
3T	321	Jordan Chiles	UCLA	10.000	9.925	0.025
3T	288	Sage Kellerman	Michigan State	10.000	9.925	0.025
5T	272	Jahzara Ranger	Michigan	10.000	9.900	0.050
5T	298	Gianna Gerdes	Minnesota	10.000	9.900	0.050
5T	105	Summer Clancy	Illinois	10.000	9.900	0.050
8T	334	Mika Webster-Longin	UCLA	10.000	9.875	0.075
8T	295	MaKayla Tucker	Michigan State	10.000	9.875	0.075
10*	333	Tiana Sumanasekera	UCLA	9.950	9.850	0.100
10*	293	Nikki Smith	Michigan State	10.000	9.850	0.100
10T	192	Sophie Schriever	Iowa	10.000	9.850	0.100
10T	332	Ashlee Sullivan	UCLA	10.000	9.850	0.100
10T	255	Ava Piedrahita	Penn State	10.000	9.850	0.100
10T	297	Teryn Crump	Minnesota	10.000	9.850	0.100
16T	223	JJ Coleman	Ohio State	9.950	9.825	0.125
16T	179	Lilly Tubbs	Washington	9.950	9.825	0.125
16T	331	Katelyn Rosen	UCLA	10.000	9.825	0.125
16T	230	Natalie Martin	Ohio State	10.000	9.825	0.125
16T	267	Ava Jordan	Michigan	9.950	9.825	0.125
21T	193	Aurelie Tran	Iowa	9.950	9.800	0.150
21T	144	Gabrielle Dildy	Rutgers	9.950	9.800	0.150
21T	238	Tory Vetter	Ohio State	9.950	9.800	0.150
21T	261	Peyton Davis	Michigan	9.950	9.800	0.150
21T	186	JerQuavia Henderson	Iowa	9.950	9.800	0.150
21T	237	Cameron Smith	Ohio State	10.000	9.800	0.150
21T	313	Emma Slevin	Minnesota	9.950	9.800	0.150
21*	290	Korynne Marquart	Michigan State	10.000	9.800	0.150
21*	215	Taylor Rech	Maryland	9.950	9.800	0.150
21T	294	Isabella Trostel	Michigan State	10.000	9.800	0.150
21T	242	Ava Cash	Penn State	9.950	9.800	0.150
21*	273	Audrey Sanger	Michigan	9.950	9.800	0.150
21*	212	Katrina Mendez-Abolnik	Maryland	10.000	9.800	0.150
21*	304	Sarah Moraw	Minnesota	9.950	9.800	0.150
21*	155	Reagan Schenkel	Rutgers	9.950	9.800	0.150
36T	249	Elizabeth Leary	Penn State	9.950	9.775	0.175
36T	285	Cady Duplissis	Michigan State	10.000	9.775	0.175
36T	245	Jessica Johanson	Penn State	9.950	9.775	0.175
36T	206	Rayna Engelmayer	Maryland	9.950	9.775	0.175
36T	139	Tegan Shaver	Nebraska	10.000	9.775	0.175
36T	184	Stella DePoala	Iowa	9.950	9.775	0.175
36*	234	Jaylyn Pomager	Ohio State	9.950	9.775	0.175
36*	168	Mary McDonough	Washington	9.950	9.775	0.175
36T	265	Reyna Guggino	Michigan	10.000	9.775	0.175
45T	248	Dani Latronica	Penn State	9.950	9.750	0.200
45*	315	Ava Stewart	Minnesota	10.000	9.750	0.200
45*	115	Eden King	Illinois	10.000	9.750	0.200

# Big Ten Championship

## Event Results - Vault

Mar 20-21, 2026

Page: 2  
Printed: 3/21/2026 7:57 PM

Women / 10  
Session: All



Rank	Num	Name	Gym	Start	Score	Out
45T	114	Callie Kauffman	Illinois	9.950	9.750	0.200
45*	143	Lisa Chevaire	Rutgers	9.950	9.750	0.200
45*	209	Josephine Kogler	Maryland	9.950	9.750	0.200
45*	110	Rachel Goldstein	Illinois	9.950	9.750	0.200
45*	136	Payton Pech	Nebraska	10.000	9.750	0.200
53T	140	Isabel Sikon	Nebraska	9.950	9.725	0.225
53T	225	Kaitlyn Grimes	Ohio State	9.950	9.725	0.225
53T	137	Molly Peterson	Nebraska	9.950	9.725	0.225
53T	106	Olivia Coppola	Illinois	9.950	9.725	0.225
53T	103	Alea Byrne	Illinois	9.950	9.725	0.225
53T	246	Allison Kaempfer	Penn State	10.000	9.725	0.225
59T	214	Aine Reade	Maryland	9.950	9.700	0.250
59T	148	Vivienne Larsen	Rutgers	9.950	9.700	0.250
59T	177	Jessica Schaffer	Washington	9.950	9.700	0.250
59T	154	Rachael Riley	Rutgers	10.000	9.700	0.250
59T	201	Logan Buckmon	Maryland	9.950	9.700	0.250
64T	167	Kristin Lin	Washington	9.950	9.675	0.275
64T	172	Lana Navarro	Washington	9.950	9.675	0.275
64T	121	Reese Baechle	Nebraska	10.000	9.675	0.275
67T	161	Kira Bolden	Washington	9.950	9.650	0.300
67T	189	Gianna Masella	Iowa	9.950	9.650	0.300
69	262	Sophia Diaz	Michigan	10.000	9.575	0.375
70	149	Emily Leese	Rutgers	10.000	9.225	0.725
71	194	Sydney Turner	Iowa	10.000	9.175	0.775
72	133	Whitney Jencks	Nebraska	9.950	8.975	0.975

# Big Ten Championship

## Event Results - Bars

Women / 10  
Session: All

Mar 20-21, 2026



Rank	Num	Name	Gym	Start	Score	Out
1T	321	Jordan Chiles	UCLA	10.000	9.950	0.000
1T	193	Aurelie Tran	Iowa	10.000	9.950	0.000
1T	319	Sydney Barros	UCLA	10.000	9.950	0.000
1T	303	Jordyn Lyden	Minnesota	10.000	9.950	0.000
1T	288	Sage Kellerman	Michigan State	10.000	9.950	0.000
1T	313	Emma Slevin	Minnesota	10.000	9.950	0.000
7*	258	Carly Bauman	Michigan	10.000	9.925	0.025
7*	104	Chloe Cho	Illinois	10.000	9.925	0.025
7T	179	Lilly Tubbs	Washington	10.000	9.925	0.025
10T	334	Mika Webster-Longin	UCLA	10.000	9.900	0.050
10T	141	Delaney Adrian	Rutgers	10.000	9.900	0.050
10T	262	Sophia Diaz	Michigan	10.000	9.900	0.050
10T	277	Kendall Abney	Michigan State	10.000	9.900	0.050
14*	333	Tiana Sumanasekera	UCLA	10.000	9.875	0.075
14*	293	Nikki Smith	Michigan State	10.000	9.875	0.075
14T	249	Elizabeth Leary	Penn State	10.000	9.875	0.075
14T	194	Sydney Turner	Iowa	10.000	9.875	0.075
14T	248	Dani Latronica	Penn State	10.000	9.875	0.075
14T	329	Nola Matthews	UCLA	10.000	9.875	0.075
20T	295	MaKayla Tucker	Michigan State	10.000	9.850	0.100
20T	332	Ashlee Sullivan	UCLA	10.000	9.850	0.100
20T	298	Gianna Gerdes	Minnesota	10.000	9.850	0.100
23T	144	Gabrielle Dildy	Rutgers	10.000	9.825	0.125
23T	238	Tory Vetter	Ohio State	10.000	9.825	0.125
23T	140	Isabel Sikon	Nebraska	10.000	9.825	0.125
23T	283	Lilia Cosman	Michigan State	10.000	9.825	0.125
23T	311	Lacie Saltzmann	Minnesota	10.000	9.825	0.125
28T	308	Arianna Ostrum	Minnesota	10.000	9.800	0.150
28T	192	Sophie Schriever	Iowa	10.000	9.800	0.150
28T	223	JJ Coleman	Ohio State	10.000	9.800	0.150
28T	135	Nya Kraus	Nebraska	10.000	9.800	0.150
28T	255	Ava Piedrahita	Penn State	10.000	9.800	0.150
28T	242	Ava Cash	Penn State	10.000	9.800	0.150
28*	234	Jaylyn Pomager	Ohio State	10.000	9.800	0.150
28*	168	Mary McDonough	Washington	10.000	9.800	0.150
28T	137	Molly Peterson	Nebraska	10.000	9.800	0.150
28T	189	Gianna Masella	Iowa	10.000	9.800	0.150
28T	170	Deiah Moody	Washington	10.000	9.800	0.150
28*	260	Lily Clapper	Michigan	10.000	9.800	0.150
28*	181	Daisy Bowles	Iowa	10.000	9.800	0.150
41T	130	Karys Griffin	Nebraska	10.000	9.775	0.175
41T	159	Donna Uhlenberg	Rutgers	10.000	9.775	0.175
41T	287	Naya Howard	Michigan State	10.000	9.775	0.175
44T	167	Kristin Lin	Washington	10.000	9.750	0.200
44T	186	JerQuavia Henderson	Iowa	10.000	9.750	0.200
44T	245	Jessica Johanson	Penn State	10.000	9.750	0.200
44T	228	Ava Jackson	Ohio State	10.000	9.750	0.200

# Big Ten Championship

## Event Results - Bars

Women / 10

Session: All

Mar 20-21, 2026



Rank	Num	Name	Gym	Start	Score	Out
44T	273	Audrey Sanger	Michigan	10.000	9.750	0.200
44T	205	Chelsey Dennis	Maryland	10.000	9.750	0.200
44*	235	Maisyn Rader	Ohio State	10.000	9.750	0.200
44*	269	Myli Lew	Michigan	10.000	9.750	0.200
44*	218	Sarah Saville	Maryland	10.000	9.750	0.200
44*	107	Destiny Denning	Illinois	10.000	9.750	0.200
44*	146	Campbell Earley	Rutgers	10.000	9.750	0.200
55T	253	Ellie Monahan	Penn State	10.000	9.725	0.225
55T	139	Tegan Shaver	Nebraska	10.000	9.725	0.225
55T	297	Teryn Crump	Minnesota	10.000	9.725	0.225
55T	155	Reagan Schenkel	Rutgers	10.000	9.725	0.225
55T	126	Olivia Burns	Nebraska	10.000	9.725	0.225
55T	217	Gianna Ruffing	Maryland	10.000	9.725	0.225
61	199	Megan Bingham	Maryland	10.000	9.700	0.250
62*	174	Olivia Oppegard	Washington	10.000	9.675	0.275
62*	112	Piper Gow	Illinois	10.000	9.675	0.275
62T	108	Skylar Ray Dixon	Illinois	10.000	9.675	0.275
65T	267	Ava Jordan	Michigan	10.000	9.650	0.300
65T	102	Kennedy Brown	Illinois	10.000	9.650	0.300
67T	214	Aine Reade	Maryland	10.000	9.625	0.325
67T	169	Caitlin McWilliams	Washington	10.000	9.625	0.325
69	210	Madeline Komoroski	Maryland	10.000	9.525	0.425
70	221	Sadie Jane Berry	Ohio State	10.000	9.150	0.800
71	117	Lyden Saltness	Illinois	10.000	9.125	0.825
72	152	Matis Rains	Rutgers	9.700	8.975	0.975

# Big Ten Championship

## Event Results - Beam

Women / 10  
Session: All

Mar 20-21, 2026



Rank	Num	Name	Gym	Start	Score	Out
1	321	Jordan Chiles	UCLA	10.000	9.950	0.000
2	333	Tiana Sumanasekera	UCLA	10.000	9.925	0.025
3T	293	Nikki Smith	Michigan State	10.000	9.900	0.050
3T	193	Aurelie Tran	Iowa	10.000	9.900	0.050
3T	194	Sydney Turner	Iowa	10.000	9.900	0.050
3T	285	Cady Duplissis	Michigan State	10.000	9.900	0.050
3T	283	Lilia Cosman	Michigan State	10.000	9.900	0.050
3T	315	Ava Stewart	Minnesota	10.000	9.900	0.050
9T	308	Arianna Ostrum	Minnesota	10.000	9.875	0.075
9T	104	Chloe Cho	Illinois	10.000	9.875	0.075
11T	334	Mika Webster-Longin	UCLA	10.000	9.850	0.100
11T	192	Sophie Schriever	Iowa	10.000	9.850	0.100
11T	144	Gabrielle Dildy	Rutgers	10.000	9.850	0.100
11T	319	Sydney Barros	UCLA	10.000	9.850	0.100
11T	261	Peyton Davis	Michigan	10.000	9.850	0.100
11T	277	Kendall Abney	Michigan State	10.000	9.850	0.100
11T	331	Katelyn Rosen	UCLA	10.000	9.850	0.100
11T	271	Sophie Parenti	Michigan	10.000	9.850	0.100
19T	295	MaKayla Tucker	Michigan State	10.000	9.825	0.125
19T	272	Jahzara Ranger	Michigan	10.000	9.825	0.125
19T	141	Delaney Adrian	Rutgers	10.000	9.825	0.125
19T	248	Dani Latronica	Penn State	10.000	9.825	0.125
19T	237	Cameron Smith	Ohio State	10.000	9.825	0.125
19T	105	Summer Clancy	Illinois	10.000	9.825	0.125
19T	230	Natalie Martin	Ohio State	10.000	9.825	0.125
19*	294	Isabella Trostel	Michigan State	10.000	9.825	0.125
19*	195	Haley Tyson	Iowa	10.000	9.825	0.125
19T	130	Karys Griffin	Nebraska	10.000	9.825	0.125
19T	228	Ava Jackson	Ohio State	10.000	9.825	0.125
19T	174	Olivia Opegard	Washington	10.000	9.825	0.125
19T	117	Lyden Saltness	Illinois	10.000	9.825	0.125
32T	167	Kristin Lin	Washington	10.000	9.800	0.150
32T	258	Carly Bauman	Michigan	10.000	9.800	0.150
32T	210	Madeline Komoroski	Maryland	10.000	9.800	0.150
32T	275	Quincy Walters	Michigan	10.000	9.800	0.150
32T	251	Kalea McElligott	Penn State	10.000	9.800	0.150
32T	152	Matis Rains	Rutgers	10.000	9.800	0.150
32T	191	Marissa Rojas	Iowa	10.000	9.800	0.150
39T	226	Rylee Guevara	Ohio State	10.000	9.775	0.175
39T	126	Olivia Burns	Nebraska	10.000	9.775	0.175
39T	199	Megan Bingham	Maryland	10.000	9.775	0.175
39*	259	Kayli Boozer	Michigan	10.000	9.775	0.175
39*	180	Maggie Ball	Iowa	10.000	9.775	0.175
44T	249	Elizabeth Leary	Penn State	9.600	9.750	0.200
44T	253	Ellie Monahan	Penn State	10.000	9.750	0.200
44T	128	Allie Gard	Nebraska	10.000	9.750	0.200
44T	310	Brooklyn Rowray	Minnesota	10.000	9.750	0.200

# Big Ten Championship

## Event Results - Beam

Women / 10

Session: All

Mar 20-21, 2026



Rank	Num	Name	Gym	Start	Score	Out
48T	206	Rayna Engelmayer	Maryland	9.900	9.725	0.225
48T	172	Lana Navarro	Washington	10.000	9.725	0.225
48T	133	Whitney Jencks	Nebraska	10.000	9.725	0.225
48T	304	Sarah Moraw	Minnesota	10.000	9.725	0.225
48T	114	Callie Kauffman	Illinois	10.000	9.725	0.225
53T	214	Aine Reade	Maryland	10.000	9.700	0.250
53T	204	Emily DeFrees	Maryland	10.000	9.700	0.250
53T	166	Chelsea Hallinan	Washington	10.000	9.700	0.250
53T	250	Ashley Maul	Penn State	10.000	9.700	0.250
57	140	Isabel Sikon	Nebraska	10.000	9.675	0.275
58T	238	Tory Vetter	Ohio State	10.000	9.650	0.300
58T	179	Lilly Tubbs	Washington	9.800	9.650	0.300
60T	135	Nya Kraus	Nebraska	10.000	9.625	0.325
60T	205	Chelsey Dennis	Maryland	10.000	9.625	0.325
60T	154	Rachael Riley	Rutgers	10.000	9.625	0.325
63	148	Vivienne Larsen	Rutgers	10.000	9.600	0.350
64	309	Lauren Pearl	Minnesota	10.000	9.325	0.625
65	303	Jordyn Lyden	Minnesota	10.000	9.300	0.650
66	106	Olivia Coppola	Illinois	9.900	9.250	0.700
67	170	Deiah Moody	Washington	9.900	9.225	0.725
68	103	Alea Byrne	Illinois	9.900	9.100	0.850
69	317	Ciena Alipio	UCLA	9.700	9.050	0.900
70	231	Courtney McCann	Ohio State	9.600	8.950	1.000
71	157	Keeley Smith	Rutgers	9.700	8.875	1.075
72	247	Alyssa Kramer	Penn State	9.700	8.825	1.125
73	162	Elena Brian	Washington	---	---	9.950

# Big Ten Championship

## Event Results - Floor

Women / 10  
Session: All

Mar 20-21, 2026



Rank	Num	Name	Gym	Start	Score	Out
1	321	Jordan Chiles	UCLA	10.000	10.000	0.000
2*	308	Arianna Ostrum	Minnesota	10.000	9.950	0.050
2*	293	Nikki Smith	Michigan State	10.000	9.950	0.050
2T	258	Carly Bauman	Michigan	10.000	9.950	0.050
2T	332	Ashlee Sullivan	UCLA	10.000	9.950	0.050
2T	223	JJ Coleman	Ohio State	10.000	9.950	0.050
2T	303	Jordyn Lyden	Minnesota	10.000	9.950	0.050
2T	149	Emily Leese	Rutgers	10.000	9.950	0.050
2T	316	Sophie Swartzmiller	Minnesota	10.000	9.950	0.050
10T	333	Tiana Sumanasekera	UCLA	10.000	9.925	0.075
10T	334	Mika Webster-Longin	UCLA	10.000	9.925	0.075
10T	275	Quincy Walters	Michigan	10.000	9.925	0.075
10T	299	Leah Gonsiorowski	Minnesota	10.000	9.925	0.075
14T	295	MaKayla Tucker	Michigan State	10.000	9.900	0.100
14T	238	Tory Vetter	Ohio State	10.000	9.900	0.100
14T	214	Aine Reade	Maryland	10.000	9.900	0.100
14T	285	Cady Duplissis	Michigan State	10.000	9.900	0.100
14T	261	Peyton Davis	Michigan	10.000	9.900	0.100
14T	262	Sophia Diaz	Michigan	10.000	9.900	0.100
14T	184	Stella DePoala	Iowa	10.000	9.900	0.100
14T	115	Eden King	Illinois	10.000	9.900	0.100
14T	169	Caitlin McWilliams	Washington	9.900	9.900	0.100
23T	193	Aurelie Tran	Iowa	10.000	9.875	0.125
23T	192	Sophie Schriever	Iowa	10.000	9.875	0.125
23*	319	Sydney Barros	UCLA	10.000	9.875	0.125
23*	104	Chloe Cho	Illinois	10.000	9.875	0.125
23T	272	Jahzara Ranger	Michigan	10.000	9.875	0.125
23T	186	JerQuavia Henderson	Iowa	10.000	9.875	0.125
23T	210	Madeline Komoroski	Maryland	10.000	9.875	0.125
23T	311	Lacie Saltzmann	Minnesota	10.000	9.875	0.125
23T	226	Rylee Guevara	Ohio State	10.000	9.875	0.125
32T	144	Gabrielle Dildy	Rutgers	10.000	9.850	0.150
32T	141	Delaney Adrian	Rutgers	10.000	9.850	0.150
32*	290	Korynne Marquart	Michigan State	10.000	9.850	0.150
32*	251	Kalea McElligott	Penn State	10.000	9.850	0.150
32*	215	Taylor Rech	Maryland	10.000	9.850	0.150
32T	225	Kaitlyn Grimes	Ohio State	10.000	9.850	0.150
32T	161	Kira Bolden	Washington	10.000	9.850	0.150
32T	289	Stephanie Lebster	Michigan State	10.000	9.850	0.150
40T	249	Elizabeth Leary	Penn State	10.000	9.825	0.175
40T	167	Kristin Lin	Washington	10.000	9.825	0.175
40T	245	Jessica Johanson	Penn State	10.000	9.825	0.175
40T	133	Whitney Jencks	Nebraska	10.000	9.825	0.175
40T	112	Piper Gow	Illinois	10.000	9.825	0.175
40*	252	Bella Misiura	Penn State	10.000	9.825	0.175
40*	220	Baylie Belman	Ohio State	10.000	9.825	0.175
40*	147	Elliot Goldsmith	Rutgers	10.000	9.825	0.175

# Big Ten Championship

## Event Results - Floor

Women / 10

Session: All

Mar 20-21, 2026



Rank	Num	Name	Gym	Start	Score	Out
48T	206	Rayna Engelmayer	Maryland	10.000	9.800	0.200
48T	253	Ellie Monahan	Penn State	10.000	9.800	0.200
48T	135	Nya Kraus	Nebraska	10.000	9.800	0.200
48T	172	Lana Navarro	Washington	10.000	9.800	0.200
48T	148	Vivienne Larsen	Rutgers	10.000	9.800	0.200
48T	271	Sophie Parenti	Michigan	10.000	9.800	0.200
48T	195	Haley Tyson	Iowa	10.000	9.800	0.200
48T	159	Donna Uhlenberg	Rutgers	10.000	9.800	0.200
48*	204	Emily DeFrees	Maryland	10.000	9.800	0.200
48*	177	Jessica Schaffer	Washington	10.000	9.800	0.200
48T	247	Alyssa Kramer	Penn State	10.000	9.800	0.200
48T	132	Lauren Homecillo	Nebraska	10.000	9.800	0.200
60T	194	Sydney Turner	Iowa	10.000	9.750	0.250
60T	237	Cameron Smith	Ohio State	10.000	9.750	0.250
60T	212	Katrina Mendez-Abolnik	Maryland	10.000	9.750	0.250
60*	292	Gabi Ortiz	Michigan State	10.000	9.750	0.250
60*	113	Tali Joelson	Illinois	10.000	9.750	0.250
65T	139	Tegan Shaver	Nebraska	10.000	9.725	0.275
65T	317	Ciena Alipio	UCLA	10.000	9.725	0.275
65T	101	Ava Banks	Illinois	10.000	9.725	0.275
68T	298	Gianna Gerdes	Minnesota	10.000	9.675	0.325
68T	166	Chelsea Hallinan	Washington	10.000	9.675	0.325
70	128	Allie Gard	Nebraska	10.000	9.600	0.400
71	102	Kennedy Brown	Illinois	10.000	9.250	0.750
72	140	Isabel Sikon	Nebraska	9.800	8.800	1.200



# NCAA Gymnastics Score Sheet

Team: Visitor low a Coach: Jen Llewellyn  
 Date Mar 20-21, 2026 Place State Farm Center Attendance 0

Gymnast Name		1	2	3	4	5	6	ND	AVE
V A U L T	1 Gianna Masella 189	9.65 9.95	9.60 9.95	9.65 9.95	9.70 9.95				9.650
	2 Stella DePoala 184	9.75 9.95	9.80 9.95	9.75 9.95	9.80 9.95				9.775
	3 Sydney Turner 194	9.10 10.00	9.25 10.00	9.05 10.00	9.30 10.00				9.175
	4 Aurelie Tran 193	9.80 9.95	9.80 9.95	9.80 9.95	9.80 9.95				9.800
	5 Sophie Schriever 192	9.85 10.00	9.85 10.00	9.80 10.00	9.85 10.00				9.850
	6 JerQuavia Henderson 186	9.80 9.95	9.85 9.95	9.80 9.95	9.80 9.90				9.800

Judge Name	Rating

Vault Score: **48.875** \* = UTL taken Running Score: **48.875**

B A R S	1 JerQuavia Henderson 186	9.70 10.00	9.75 10.00	9.75 10.00	9.75 10.00				9.750
	2 Gianna Masella 189	9.80 10.00	9.80 10.00	9.85 10.00	9.80 10.00				9.800
	3 Sydney Turner 194	9.95 10.00	9.90 10.00	9.85 10.00	9.85 10.00				9.875
	4 Sophie Schriever 192	9.80 10.00	9.80 10.00	9.85 10.00	9.80 10.00				9.800
	5 Daisy Bowles 181	9.85 10.00	9.80 10.00	9.80 10.00	9.75 10.00				9.800
	6 Aurelie Tran 193	10.00 10.00	9.95 10.00	9.95 10.00	9.95 10.00				9.950

--	--

Bars Score: **49.225** \* = UTL taken Running Score: **98.100**

B E A M	1 Maggie Ball 180	9.75 10.00	9.85 10.00	9.75 10.00	9.80 10.00				9.775
	2 Marissa Rojas 191	9.60 10.00	9.85 10.00	9.80 10.00	9.80 10.00				9.800
	3 Haley Tyson 195	9.80 10.00	9.85 10.00	9.70 10.00	9.85 10.00				9.825
	4 Aurelie Tran 193	9.80 10.00	9.90 10.00	9.90 10.00	9.90 10.00				9.900
	5 Sydney Turner 194	9.85 10.00	9.90 10.00	9.90 10.00	9.90 10.00				9.900
	6 Sophie Schriever 192	9.80 10.00	9.90 10.00	9.75 10.00	9.90 10.00				9.850

--	--

Beam Score: **49.275** \* = UTL taken Running Score: **147.375**

F L O O R	1 Aurelie Tran 193	9.85 10.00	9.85 10.00	9.90 10.00	9.90 10.00				9.875
	2 Sydney Turner 194	9.75 10.00	9.75 10.00	9.75 10.00	9.75 10.00				9.750
	3 Haley Tyson 195	9.80 10.00	9.80 10.00	9.75 10.00	9.80 10.00				9.800
	4 Sophie Schriever 192	9.85 10.00	9.85 10.00	9.90 10.00	9.90 10.00				9.875
	5 JerQuavia Henderson 186	9.90 10.00	9.85 10.00	9.90 10.00	9.85 10.00				9.875
	6 Stella DePoala 184	9.85 10.00	9.90 10.00	9.90 10.00	9.90 10.00				9.900

--	--

Floor Score: **49.325** \* = UTL taken Running Score: **196.700**

Final Team Score: **196.700**

### All-Arounders

	Schriever	Tran	Turner		
VT	9.850	9.800	9.175		
UB	9.800	9.950	9.875		
BB	9.850	9.900	9.900		
FX	9.875	9.875	9.750		
AA	39.375	39.525	38.700		

Coach's Signature \_\_\_\_\_

# NCAA Gymnastics Score Sheet

Team: Visitor Michigan Coach: Maile'ana Kanewa-Hermelyn  
 Date Mar 20-21, 2026 Place State Farm Center Attendance 0

Gymnast Name		1	2	3	4	5	6	ND	AVE
V A U L T	1 Peyton Davis 261	9.75 9.95	9.80 9.95	9.80 9.95	9.80 9.95				9.800
	2 Reyna Guggino 265	9.80 10.00	9.85 10.00	9.75 10.00	9.75 10.00				9.775
	3 Audrey Sanger 273	9.75 9.95	9.80 9.95	9.80 9.95	9.80 9.95				9.800
	4 Ava Jordan 267	9.80 9.95	9.85 9.95	9.80 9.95	9.85 9.95				9.825
	5 Sophia Diaz 262	9.55 10.00	9.60 10.00	9.30 10.00	9.60 10.00				9.575
	6 Jahzara Ranger 272	9.85 10.00	9.95 10.00	9.90 10.00	9.90 10.00				9.900

Judge Name	Rating
1. Kerrie Pierce-National	
2. Sandra Ev anoff - National	National
3. Kaitlin Tallm an-National	
4. Silvia Rosales-Level 10	

Vault Score: **49.100** \* = UTL taken Running Score: **49.100**

B A R S	1 Ava Jordan 267	9.60 10.00	9.70 10.00	9.75 10.00	9.60 10.00				9.650
	2 Lily Clapper 260	9.80 10.00	9.80 10.00	9.85 10.00	9.80 10.00				9.800
	3 Sophia Diaz 262	9.90 10.00	9.85 10.00	9.90 10.00	9.95 10.00				9.900
	4 Carly Bauman 258	9.90 10.00	9.95 10.00	9.95 10.00	9.90 10.00				9.925
	5 Audrey Sanger 273	9.75 10.00	9.80 10.00	9.75 10.00	9.75 10.00				9.750
	6 Myli Lew 269	9.70 10.00	9.80 10.00	9.70 10.00	9.80 10.00				9.750

1. Melissa Phillips - National
2. Lydia Messenger - National
3. Shery l DeWeerd-National
4. Jessica Schuddekopf-National

Bars Score: **49.125** \* = UTL taken Running Score: **98.225**

B E A M	1 Sophie Parenti 271	9.85 10.00	9.85 10.00	9.85 10.00	9.90 10.00				9.850
	2 Quincy Walters 275	9.65 10.00	9.85 10.00	9.80 10.00	9.80 10.00				9.800
	3 Peyton Davis 261	9.75 10.00	9.85 10.00	9.85 10.00	9.85 10.00				9.850
	4 Jahzara Ranger 272	9.80 10.00	9.85 10.00	9.85 10.00	9.80 10.00				9.825
	5 Kayli Boozer 259	9.75 10.00	9.80 10.00	9.75 10.00	9.80 10.00				9.775
	6 Carly Bauman 258	9.80 10.00	9.80 10.00	9.85 10.00	9.80 10.00				9.800

1. Gayli Craver - National
2. Ricky Stakem-National
3. Jennifer Thaler-National
4. Jennifer Amos-National

Beam Score: **49.125** \* = UTL taken Running Score: **147.350**

F L O O R	1 Sophie Parenti 271	9.80 10.00	9.85 10.00	9.80 10.00	9.80 10.00				9.800
	2 Peyton Davis 261	9.90 10.00	9.85 10.00	9.90 10.00	9.95 10.00				9.900
	3 Sophia Diaz 262	9.85 10.00	9.90 10.00	9.90 10.00	9.90 10.00				9.900
	4 Carly Bauman 258	9.95 10.00	9.95 10.00	9.95 10.00	9.95 10.00				9.950
	5 Quincy Walters 275	9.95 10.00	9.90 10.00	9.90 10.00	9.95 10.00				9.925
	6 Jahzara Ranger 272	9.85 10.00	9.85 10.00	9.90 10.00	9.90 10.00				9.875

1. Rahsaan Burroughs-National
2. Michelle Ripple-National
3. Sara Duggan-National
4. Rebecca Wissmiller - National

Floor Score: **49.550** \* = UTL taken Running Score: **196.900**

Team ND: **-0.1** Final Team Score: **196.800**

### All-Arounders

VT								
UB								
BB								
FX								
AA								

Coach's Signature \_\_\_\_\_

# NCAA Gymnastics Score Sheet

Team: Visitor Michigan State Coach: Mike Row e

Date Mar 20-21, 2026 Place State Farm Center Attendance 0

Gymnast Name		1	2	3	4	5	6	ND	AVE
V A U L T	1 Cady Duplissis 285	9.75 10.00	9.80 10.00	9.70 10.00	9.80 10.00				9.775
	2 Korynne Marquart 290	9.80 10.00	9.85 10.00	9.80 10.00	9.80 10.00				9.800
	3 Isabella Trostel 294	9.80 10.00	9.75 10.00	9.80 10.00	9.80 10.00				9.800
	4 MaKayla Tucker 295	9.85 10.00	9.90 10.00	9.85 10.00	9.90 10.00				9.875
	5 Nikki Smith 293	9.85 10.00	9.85 10.00	9.85 10.00	9.90 10.00				9.850
	6 Sage Kellerman 288	9.90 10.00	9.95 10.00	9.90 10.00	9.95 10.00				9.925

Judge Name	Rating
1. Kerrie Pierce-National	
2. Sandra Ev anoff - National	National
3. Kaitlin Tallm an-National	
4. Silvia Rosales-Level 10	

Vault Score: **49.250** \* = UTL taken Running Score: **49.250**

B A R S	1 Naya Howard 287	9.75 10.00	9.85 10.00	9.75 10.00	9.80 10.00				9.775
	2 Lilia Cosman 283	9.85 10.00	9.80 10.00	9.90 10.00	9.80 10.00				9.825
	3 MaKayla Tucker 295	9.85 10.00	9.85 10.00	9.85 10.00	9.85 10.00				9.850
	4 Kendall Abney 277	9.90 10.00	9.90 10.00	9.85 10.00	9.90 10.00				9.900
	5 Nikki Smith 293	9.85 10.00	9.90 10.00	9.90 10.00	9.80 10.00				9.875
	6 Sage Kellerman 288	9.95 10.00	9.95 10.00	9.95 10.00	9.90 10.00				9.950

1. Melissa Phillips - National
2. Lydia Messenger - National
3. Shery l DeWeerd-National
4. Jessica Schuddekopf-National

Bars Score: **49.400** \* = UTL taken Running Score: **98.650**

B E A M	1 Kendall Abney 277	9.90 10.00	9.85 10.00	9.85 10.00	9.85 10.00				9.850
	2 Isabella Trostel 294	9.75 10.00	9.85 10.00	9.80 10.00	9.85 10.00				9.825
	3 Cady Duplissis 285	9.90 10.00	9.90 10.00	9.90 10.00	9.90 10.00				9.900
	4 Nikki Smith 293	9.80 10.00	9.95 10.00	9.90 10.00	9.90 10.00				9.900
	5 MaKayla Tucker 295	9.75 10.00	9.85 10.00	9.80 10.00	9.85 10.00				9.825
	6 Lilia Cosman 283	9.80 10.00	9.90 10.00	9.90 10.00	9.90 10.00				9.900

1. Gayli Craver - National
2. Ricky Stakem-National
3. Jennifer Thaler-National
4. Jennifer Amos-National

Beam Score: **49.375** \* = UTL taken Running Score: **148.025**

F L O O R	1 Stephanie Lebster 289	9.85 10.00	9.90 10.00	9.85 10.00	9.85 10.00				9.850
	2 Korynne Marquart 290	9.85 10.00	9.85 10.00	9.85 10.00	9.80 10.00				9.850
	3 Cady Duplissis 285	9.90 10.00	9.90 10.00	9.95 10.00	9.90 10.00				9.900
	4 Gabi Ortiz 292	9.80 10.00	9.85 10.00	9.85 10.00	9.85 10.00			-0.1	9.750
	5 MaKayla Tucker 295	9.90 10.00	9.90 10.00	9.90 10.00	9.85 10.00				9.900
	6 Nikki Smith 293	9.95 10.00	9.95 10.00	9.95 10.00	10.00 10.00				9.950

1. Rahsaan Burroughs-National
2. Michelle Ripple-National
3. Sara Duggan-National
4. Rebecca Wissmiller - National

Floor Score: **49.450** \* = UTL taken Running Score: **197.475**

Final Team Score: **197.475**

### All-Arounders

VT	Smith	Tucker			
	9.850	9.875			
UB		9.850			
	9.875				
BB		9.825			
	9.900				
FX		9.900			
	9.950				
AA	39.575	39.450			

Coach's Signature \_\_\_\_\_

# NCAA Gymnastics Score Sheet

Team: Visitor Nebraska Coach: Heather Brink  
 Date Mar 20-21, 2026 Place State Farm Center Attendance 0

Gymnast Name		1	2	3	4	5	6	ND	AVE
V A U L T	1 Molly Peterson 137	9.75 9.95	9.75 9.95	9.70 9.95	9.65 9.95				9.725
	2 Whitney Jencks 133	9.00 9.95	8.95 9.95	9.05 9.95	8.65 9.95				8.975
	3 Reese Baechle 121	9.75 10.00	9.65 10.00	9.65 10.00	9.70 10.00				9.675
	4 Payton Pech 136	9.75 10.00	9.75 10.00	9.70 10.00	9.75 10.00				9.750
	5 Isabel Sikon 140	9.70 9.95	9.75 9.95	9.75 9.95	9.70 9.95				9.725
	6 Tegan Shaver 139	9.75 10.00	9.80 10.00	9.65 10.00	9.80 10.00				9.775

Judge Name	Rating

Vault Score: **48.650** \* = UTL taken Running Score: **48.650**

B A R S	1 Olivia Burns 126	9.70 10.00	9.75 10.00	9.80 10.00	9.70 10.00				9.725
	2 Isabel Sikon 140	9.75 10.00	9.85 10.00	9.85 10.00	9.80 10.00				9.825
	3 Tegan Shaver 139	9.75 10.00	9.70 10.00	9.75 10.00	9.65 10.00				9.725
	4 Nya Kraus 135	9.80 10.00	9.80 10.00	9.80 10.00	9.75 10.00				9.800
	5 Molly Peterson 137	9.75 10.00	9.85 10.00	9.80 10.00	9.80 10.00				9.800
	6 Karys Griffin 130	9.70 10.00	9.80 10.00	9.75 10.00	9.85 10.00				9.775

--	--

Bars Score: **48.925** \* = UTL taken Running Score: **97.575**

B E A M	1 Whitney Jencks 133	9.60 10.00	9.75 10.00	9.70 10.00	9.75 10.00				9.725
	2 Allie Gard 128	9.60 10.00	9.80 10.00	9.70 10.00	9.85 10.00				9.750
	3 Nya Kraus 135	9.60 10.00	9.65 10.00	9.60 10.00	9.65 10.00				9.625
	4 Isabel Sikon 140	9.70 10.00	9.80 10.00	9.65 10.00	9.65 10.00				9.675
	5 Olivia Burns 126	9.70 10.00	9.80 10.00	9.75 10.00	9.80 10.00				9.775
	6 Karys Griffin 130	9.80 10.00	9.85 10.00	9.80 10.00	9.85 10.00				9.825

--	--

Beam Score: **48.750** \* = UTL taken Running Score: **146.325**

F L O O R	1 Allie Gard 128	9.70 10.00	9.70 10.00	9.70 10.00	9.65 10.00			-0.1	9.600
	2 Isabel Sikon 140	8.80 9.80	8.90 9.70	8.80 9.70	8.70 9.70				8.800
	3 Nya Kraus 135	9.75 10.00	9.85 10.00	9.85 10.00	9.70 10.00				9.800
	4 Tegan Shaver 139	9.75 10.00	9.70 10.00	9.80 10.00	9.65 10.00				9.725
	5 Whitney Jencks 133	9.80 10.00	9.85 10.00	9.85 10.00	9.80 10.00				9.825
	6 Lauren Homecillo 132	9.80 10.00	9.80 10.00	9.80 10.00	9.90 10.00				9.800

--	--

Floor Score: **48.750** \* = UTL taken Running Score: **195.075**

Final Team Score: **195.075**

### All-Arounders

VT	Sikon						
	9.725						
UB							
	9.825						
BB							
	9.675						
FX							
	8.800						
AA							
	38.025						

Coach's Signature \_\_\_\_\_

# NCAA Gymnastics Score Sheet

Team: Visitor Ohio State University Coach: Meredith Paulcivic

Date Mar 20-21, 2026 Place State Farm Center Attendance 0

Gymnast Name		1	2	3	4	5	6	ND	AVE
V A U L T	1 Kaitlyn Grimes 225	9.70 9.95	9.65 9.95	9.75 9.95	9.75 9.95				9.725
	2 Jaylyn Pomager 234	9.75 9.95	9.80 9.95	9.75 9.95	9.80 9.95				9.775
	3 Cameron Smith 237	9.80 10.00	9.80 10.00	9.80 10.00	9.75 10.00				9.800
	4 Natalie Martin 230	9.85 10.00	9.80 10.00	9.85 10.00	9.80 10.00				9.825
	5 Tory Vetter 238	9.80 9.95	9.80 9.95	9.75 9.95	9.80 9.95				9.800
	6 JJ Coleman 223	9.80 9.95	9.80 9.95	9.85 9.95	9.85 9.95				9.825

Judge Name	Rating

Vault Score: **49.025** \* = UTL taken Running Score: **49.025**

B A R S	1 Jaylyn Pomager 234	9.80 10.00	9.85 10.00	9.80 10.00	9.80 10.00				9.800
	2 Sadie Jane Berry 221	9.20 10.00	9.10 10.00	9.20 10.00	9.05 10.00				9.150
	3 Maisyn Rader 235	9.80 10.00	9.75 10.00	9.75 10.00	9.70 10.00				9.750
	4 Tory Vetter 238	9.90 10.00	9.85 10.00	9.80 10.00	9.80 10.00				9.825
	5 Ava Jackson 228	9.75 10.00	9.75 10.00	9.75 10.00	9.70 10.00				9.750
	6 JJ Coleman 223	9.80 10.00	9.80 10.00	9.80 10.00	9.75 10.00				9.800

--

Bars Score: **48.925** \* = UTL taken Running Score: **97.950**

B E A M	1 Rylee Guevara 226	9.75 10.00	9.85 10.00	9.80 10.00	9.75 10.00				9.775
	2 Ava Jackson 228	9.70 10.00	9.90 10.00	9.85 10.00	9.80 10.00				9.825
	3 Cameron Smith 237	9.80 10.00	9.95 10.00	9.80 10.00	9.85 10.00				9.825
	4 Natalie Martin 230	9.85 10.00	9.85 10.00	9.80 10.00	9.80 10.00				9.825
	5 Tory Vetter 238	9.75 10.00	9.55 9.60	9.40 9.60	9.90 10.00				9.650
	6 Courtney McCann 231	8.95 9.60	8.85 9.60	8.95 9.60	8.95 9.60				8.950

--

Beam Score: **48.900** \* = UTL taken Running Score: **146.850**

F L O O R	1 Rylee Guevara 226	9.85 10.00	9.85 10.00	9.90 10.00	9.90 10.00				9.875
	2 Baylie Belman 220	9.85 10.00	9.85 10.00	9.80 10.00	9.75 10.00				9.825
	3 Cameron Smith 237	9.80 10.00	9.75 10.00	9.75 10.00	9.70 10.00				9.750
	4 Kaitlyn Grimes 225	9.85 10.00	9.85 10.00	9.85 10.00	9.85 10.00				9.850
	5 Tory Vetter 238	9.90 10.00	9.90 10.00	9.90 10.00	9.90 10.00				9.900
	6 JJ Coleman 223	10.00 10.00	9.95 10.00	9.95 10.00	9.95 10.00				9.950

--

Floor Score: **49.400** \* = UTL taken Running Score: **196.250**

Final Team Score: **196.250**

### All-Arounders

VT	Vetter						
	9.800						
UB							
	9.825						
BB							
	9.650						
FX							
	9.900						
AA							
	39.175						

Coach's Signature \_\_\_\_\_



# NCAA Gymnastics Score Sheet

Team: Visitor \_\_\_\_\_ Rutgers \_\_\_\_\_ Coach: \_\_\_\_\_ Anastasia Candia \_\_\_\_\_  
 Date \_\_\_\_\_ Mar 20-21, 2026 \_\_\_\_\_ Place \_\_\_\_\_ State Farm Center \_\_\_\_\_ Attendance \_\_\_\_\_ 0 \_\_\_\_\_

Gymnast Name		1	2	3	4	5	6	ND	AVE
V A U L T	1 Lisa Chevaire 143	9.75 9.95	9.75 9.95	9.70 9.95	9.80 9.95				9.750
	2 Vivienne Larsen 148	9.70 9.95	9.80 9.95	9.70 9.95	9.70 9.95				9.700
	3 Reagan Schenkel 155	9.80 9.95	9.85 10.00	9.80 10.00	9.80 10.00				9.800
	4 Rachael Riley 154	9.75 10.00	9.80 10.00	9.65 10.00	9.65 10.00				9.700
	5 Gabrielle Dildy 144	9.80 9.95	9.75 9.95	9.80 9.95	9.80 9.95				9.800
	6 Emily Leese 149	9.20 10.00	9.25 10.00	9.10 10.00	9.30 10.00				9.225

Judge Name	Rating

Vault Score: **48.750** \* = UTL taken Running Score: **48.750**

B A R S	1 Donna Uhlenberg 159	9.65 10.00	9.85 10.00	9.80 10.00	9.75 10.00				9.775
	2 Campbell Earley 146	9.75 10.00	9.75 10.00	9.70 10.00	9.75 10.00				9.750
	3 Matis Rains 152	9.00 9.70	8.90 9.60	9.10 9.70	8.95 9.70				8.975
	4 Delaney Adrian 141	9.85 10.00	9.90 10.00	9.90 10.00	9.90 10.00				9.900
	5 Gabrielle Dildy 144	9.80 10.00	9.85 10.00	9.85 10.00	9.80 10.00				9.825
	6 Reagan Schenkel 155	9.70 10.00	9.75 10.00	9.75 10.00	9.65 10.00				9.725

--	--

Bars Score: **48.975** \* = UTL taken Running Score: **97.725**

B E A M	1 Delaney Adrian 141	9.75 10.00	9.90 10.00	9.85 10.00	9.80 10.00				9.825
	2 Matis Rains 152	9.70 10.00	9.85 10.00	9.80 10.00	9.80 10.00				9.800
	3 Vivienne Larsen 148	9.55 10.00	9.70 10.00	9.60 10.00	9.60 10.00				9.600
	4 Keeley Smith 157	8.80 9.70	8.90 9.70	8.85 9.70	8.95 9.70				8.875
	5 Rachael Riley 154	9.65 10.00	9.60 10.00	9.50 10.00	9.65 10.00				9.625
	6 Gabrielle Dildy 144	9.85 10.00	9.85 10.00	9.85 10.00	9.85 10.00				9.850

--	--

Beam Score: **48.700** \* = UTL taken Running Score: **146.425**

F L O O R	1 Donna Uhlenberg 159	9.80 10.00	9.80 10.00	9.80 10.00	9.75 10.00				9.800
	2 Vivienne Larsen 148	9.80 10.00	9.85 10.00	9.75 10.00	9.80 10.00				9.800
	3 Delaney Adrian 141	9.85 10.00	9.85 10.00	9.85 10.00	9.75 10.00				9.850
	4 Elliot Goldsmith 147	9.80 10.00	9.85 10.00	9.90 10.00	9.80 10.00				9.825
	5 Gabrielle Dildy 144	9.90 10.00	9.85 10.00	9.85 10.00	9.85 10.00				9.850
	6 Emily Leese 149	9.90 10.00	9.95 10.00	9.95 10.00	9.95 10.00				9.950

--	--

Floor Score: **49.275** \* = UTL taken Running Score: **195.700**

Final Team Score: **195.700**

### All-Arounders

VT	Dildy						
	9.800						
UB							
	9.825						
BB							
	9.850						
FX							
	9.850						
AA							
	39.325						

Coach's Signature \_\_\_\_\_

# NCAA Gymnastics Score Sheet

Team: Visitor University of California, Los Angeles Coach: Janelle McDonald

Date Mar 20-21, 2026 Place State Farm Center Attendance 0

Gymnast Name		1	2	3	4	5	6	ND	AVE
V A U L T	1 Tiana Sumanasekera 333	9.80 9.95	9.85 9.95	9.85 9.95	9.85 9.95				9.850
	2 Katelyn Rosen 331	9.85 10.00	9.85 10.00	9.80 10.00	9.80 10.00				9.825
	3 Mika Webster-Longin 334	9.85 10.00	9.90 10.00	9.95 10.00	9.85 10.00				9.875
	4 Riley Jenkins 326	9.90 10.00	9.95 10.00	9.95 10.00	9.95 10.00				9.950
	5 Ashlee Sullivan 332	9.85 10.00	9.85 10.00	9.85 10.00	9.90 10.00				9.850
	6 Jordan Chiles 321	9.90 10.00	9.95 10.00	9.90 10.00	9.95 10.00				9.925

Judge Name	Rating
1. Kerrie Pierce-National	
2. Sandra Ev anoff - National	National
3. Kaitlin Tallm an-National	
4. Silvia Rosales-Level 10	

Vault Score: **49.450** \* = UTL taken Running Score: **49.450**

B A R S	1 Tiana Sumanasekera 333	9.85 10.00	9.90 10.00	9.90 10.00	9.85 10.00				9.875
	2 Mika Webster-Longin 334	9.90 10.00	9.85 10.00	9.90 10.00	9.90 10.00				9.900
	3 Nola Matthews 329	9.85 10.00	9.85 10.00	9.90 10.00	9.90 10.00				9.875
	4 Sydney Barros 319	9.95 10.00	9.95 10.00	9.95 10.00	9.95 10.00				9.950
	5 Ashlee Sullivan 332	9.80 10.00	9.90 10.00	9.90 10.00	9.80 10.00				9.850
	6 Jordan Chiles 321	9.95 10.00	9.95 10.00	9.95 10.00	9.95 10.00				9.950

1. Melissa Phillips - National
2. Lydia Messenger - National
3. Shery l DeWeerd-National
4. Jessica Schuddekopf-National

Bars Score: **49.550** \* = UTL taken Running Score: **99.000**

B E A M	1 Katelyn Rosen 331	9.85 10.00	9.90 10.00	9.85 10.00	9.80 10.00				9.850
	2 Sydney Barros 319	9.85 10.00	9.85 10.00	9.85 10.00	9.85 10.00				9.850
	3 Mika Webster-Longin 334	9.85 10.00	9.85 10.00	9.85 10.00	9.85 10.00				9.850
	4 Tiana Sumanasekera 333	9.90 10.00	9.95 10.00	9.95 10.00	9.90 10.00				9.925
	5 Jordan Chiles 321	9.95 10.00	9.60 9.70	9.95 10.00	9.95 10.00				9.950
	6 Ciena Alipio 317	8.95 9.70	9.00 9.70	9.10 9.70	9.10 9.70				9.050

1. Gayli Craver - National
2. Ricky Stakem-National
3. Jennifer Thaler-National
4. Jennifer Amos-National

Beam Score: **49.425** \* = UTL taken Running Score: **148.425**

F L O O R	1 Ciena Alipio 317	9.85 10.00	9.80 10.00	9.85 10.00	9.80 10.00			-0.1	9.725
	2 Mika Webster-Longin 334	9.90 10.00	9.90 10.00	9.95 10.00	9.95 10.00				9.925
	3 Sydney Barros 319	9.90 10.00	9.90 10.00	9.85 10.00	9.85 10.00				9.875
	4 Tiana Sumanasekera 333	9.95 10.00	9.90 10.00	9.90 10.00	9.95 10.00				9.925
	5 Ashlee Sullivan 332	9.90 10.00	9.95 10.00	9.95 10.00	9.95 10.00				9.950
	6 Jordan Chiles 321	10.00 10.00	9.95 10.00	10.00 10.00	10.00 10.00				10.000

1. Rahsaan Burroughs-National
2. Michelle Ripple-National
3. Sara Duggan-National
4. Rebecca Wissmiller - National

Floor Score: **49.675** \* = UTL taken Running Score: **198.100**

Final Team Score: **198.100**

### All-Arounders

	Chiles	Sumanasekera	Webster-Longin		
VT	9.925	9.850	9.875		
UB	9.950	9.875	9.900		
BB	9.950	9.925	9.850		
FX	10.000	9.925	9.925		
AA	39.825	39.575	39.550		

Coach's Signature \_\_\_\_\_

# NCAA Gymnastics Score Sheet

Team: Visitor University of Maryland, College Park Coach: Brett Nelligan

Date Mar 20-21, 2026 Place State Farm Center Attendance 0

Gymnast Name		1	2	3	4	5	6	ND	AVE
V A U L T	1 Josephine Kogler 209	9.75 9.95	9.75 9.95	9.75 9.95	9.85 9.95				9.750
	2 Rayna Engelmayer 206	9.80 9.95	9.80 9.95	9.75 9.95	9.75 9.95				9.775
	3 Aine Reade 214	9.75 9.95	9.75 9.95	9.60 9.95	9.65 9.95				9.700
	4 Taylor Rech 215	9.80 9.95	9.85 9.95	9.80 9.95	9.80 9.95				9.800
	5 Logan Buckmon 201	9.75 9.95	9.70 9.95	9.70 9.95	9.65 9.95				9.700
	6 Katrina Mendez-Abolnik 212	9.85 10.00	9.85 10.00	9.75 10.00	9.75 10.00				9.800

Judge Name	Rating

Vault Score: **48.825** \* = UTL taken Running Score: **48.825**

B A R S	1 Sarah Saville 218	9.65 10.00	9.75 10.00	9.75 10.00	9.80 10.00				9.750
	2 Megan Bingham 199	9.70 10.00	9.75 10.00	9.65 10.00	9.70 10.00				9.700
	3 Gianna Ruffing 217	9.75 10.00	9.70 10.00	9.75 10.00	9.65 10.00				9.725
	4 Aine Reade 214	9.60 10.00	9.65 10.00	9.55 10.00	9.65 10.00				9.625
	5 Chelsey Dennis 205	9.75 10.00	9.80 10.00	9.75 10.00	9.75 10.00				9.750
	6 Madeline Komoroski 210	9.50 10.00	9.65 10.00	9.55 10.00	9.50 10.00				9.525

--	--

Bars Score: **48.550** \* = UTL taken Running Score: **97.375**

B E A M	1 Megan Bingham 199	9.70 10.00	9.80 10.00	9.80 10.00	9.75 10.00				9.775
	2 Aine Reade 214	9.60 10.00	9.75 10.00	9.65 10.00	9.75 10.00				9.700
	3 Rayna Engelmayer 206	9.55 9.90	9.80 10.00	9.75 10.00	9.70 10.00				9.725
	4 Emily DeFrees 204	9.60 10.00	9.80 10.00	9.70 10.00	9.70 10.00				9.700
	5 Chelsey Dennis 205	9.50 10.00	9.65 10.00	9.60 10.00	9.70 10.00				9.625
	6 Madeline Komoroski 210	9.80 10.00	9.85 10.00	9.80 10.00	9.75 10.00				9.800

--	--

Beam Score: **48.700** \* = UTL taken Running Score: **146.075**

F L O O R	1 Emily DeFrees 204	9.80 10.00	9.80 10.00	9.85 10.00	9.80 10.00				9.800
	2 Katrina Mendez-Abolnik 212	9.75 10.00	9.70 10.00	9.75 10.00	9.80 10.00				9.750
	3 Rayna Engelmayer 206	9.80 10.00	9.80 10.00	9.80 10.00	9.75 10.00				9.800
	4 Madeline Komoroski 210	9.90 10.00	9.85 10.00	9.90 10.00	9.75 10.00				9.875
	5 Taylor Rech 215	9.85 10.00	9.90 10.00	9.80 10.00	9.85 10.00				9.850
	6 Aine Reade 214	9.80 10.00	9.90 10.00	9.90 10.00	9.90 10.00				9.900

--	--

Floor Score: **49.225** \* = UTL taken Running Score: **195.300**

Final Team Score: **195.300**

### All-Arounders

VT	Reade					
UB	9.700					
BB	9.625					
FX	9.700					
AA	9.900					
	38.925					

Coach's Signature \_\_\_\_\_

# NCAA Gymnastics Score Sheet

Team: Visitor University of Minnesota Coach: Jenny Hansen  
 Date Mar 20-21, 2026 Place State Farm Center Attendance 0

Gymnast Name		1	2	3	4	5	6	ND	AVE
V A U L T	1 Ava Stewart 315	9.70 10.00	9.75 10.00	9.80 10.00	9.75 10.00				9.750
	2 Sarah Moraw 304	9.80 9.95	9.80 10.00	9.80 9.95	9.80 9.95				9.800
	3 Teryn Crump 297	9.85 10.00	9.85 10.00	9.75 10.00	9.85 10.00				9.850
	4 Emma Slevin 313	9.80 9.95	9.80 9.95	9.80 9.95	9.80 9.90				9.800
	5 Gianna Gerdes 298	9.90 10.00	9.90 10.00	9.90 10.00	9.90 10.00				9.900
	6 Arianna Ostrum 308	9.90 10.00	9.95 10.00	9.95 10.00	9.95 10.00				9.950

Judge Name	Rating
1. Kerrie Pierce-National	
2. Sandra Ev anoff - National	National
3. Kaitlin Tallm an-National	
4. Silvia Rosales-Level 10	

Vault Score: **49.300** \* = UTL taken Running Score: **49.300**

B A R S	1 Gianna Gerdes 298	9.85 10.00	9.85 10.00	9.75 10.00	9.85 10.00				9.850
	2 Teryn Crump 297	9.60 10.00	9.75 10.00	9.70 10.00	9.80 10.00				9.725
	3 Arianna Ostrum 308	9.85 10.00	9.80 10.00	9.80 10.00	9.80 10.00				9.800
	4 Emma Slevin 313	9.95 10.00	10.00 10.00	9.95 10.00	9.95 10.00				9.950
	5 Lacie Saltzmann 311	9.80 10.00	9.80 10.00	9.85 10.00	9.85 10.00				9.825
	6 Jordyn Lyden 303	9.95 10.00	9.90 10.00	9.95 10.00	9.95 10.00				9.950

1. Melissa Phillips - National
2. Lydia Messenger - National
3. Shery l DeWeerd-National
4. Jessica Schuddekopf-National

Bars Score: **49.375** \* = UTL taken Running Score: **98.675**

B E A M	1 Arianna Ostrum 308	9.85 10.00	9.90 10.00	9.90 10.00	9.85 10.00				9.875
	2 Ava Stewart 315	9.90 10.00	9.90 10.00	9.95 10.00	9.90 10.00				9.900
	3 Sarah Moraw 304	9.70 10.00	9.75 10.00	9.70 10.00	9.80 10.00				9.725
	4 Brooklyn Rowray 310	9.75 10.00	9.85 10.00	9.70 10.00	9.75 10.00				9.750
	5 Lauren Pearl 309	9.35 10.00	9.30 10.00	9.30 10.00	9.35 10.00				9.325
	6 Jordyn Lyden 303	9.30 10.00	9.25 10.00	9.30 10.00	9.40 10.00				9.300

1. Gayli Craver - National
2. Ricky Stakem-National
3. Jennifer Thaler-National
4. Jennifer Amos-National

Beam Score: **48.575** \* = UTL taken Running Score: **147.250**

F L O O R	1 Lacie Saltzmann 311	9.85 10.00	9.80 10.00	9.90 10.00	9.90 10.00				9.875
	2 Gianna Gerdes 298	9.75 10.00	9.80 10.00	9.85 10.00	9.75 10.00			-0.1	9.675
	3 Sophie Swartzmiller 316	9.95 10.00	9.95 10.00	9.95 10.00	9.90 10.00				9.950
	4 Leah Gonsiorowski 299	9.95 10.00	9.95 10.00	9.90 10.00	9.85 10.00				9.925
	5 Arianna Ostrum 308	9.95 10.00	9.95 10.00	9.95 10.00	9.95 10.00				9.950
	6 Jordyn Lyden 303	9.95 10.00	9.95 10.00	9.95 10.00	9.80 10.00				9.950

1. Rahsaan Burroughs-National
2. Michelle Ripple-National
3. Sara Duggan-National
4. Rebecca Wissmiller - National

Floor Score: **49.650** \* = UTL taken Running Score: **196.900**

Final Team Score: **196.900**

### All-Arounders

VT	Ostrum					
	9.950					
UB						
	9.800					
BB						
	9.875					
FX						
	9.950					
AA						
	39.575					

Coach's Signature \_\_\_\_\_

# NCAA Gymnastics Score Sheet

Team: Visitor Washington Coach: Jessa Hansen Parker  
 Date Mar 20-21, 2026 Place State Farm Center Attendance 0

Gymnast Name		1	2	3	4	5	6	ND	AVE
V A U L T	1 Lana Navarro 172	9.70 9.95	9.70 9.95	9.60 9.95	9.65 9.95				9.675
	2 Jessica Schaffer 177	9.70 9.95	9.75 9.95	9.70 9.95	9.60 9.95				9.700
	3 Kristin Lin 167	9.70 9.95	9.70 9.95	9.60 9.95	9.65 9.95				9.675
	4 Lilly Tubbs 179	9.80 9.95	9.85 9.95	9.80 9.95	9.90 9.95				9.825
	5 Mary McDonough 168	9.75 9.95	9.80 9.95	9.75 9.95	9.80 9.95				9.775
	6 Kira Bolden 161	9.70 9.95	9.60 9.95	9.65 9.95	9.65 9.95				9.650

Judge Name	Rating

Vault Score: **48.650** \* = UTL taken Running Score: **48.650**

B A R S	1 Olivia Oppegard 174	9.65 10.00	9.70 10.00	9.70 10.00	9.60 10.00				9.675
	2 Caitlin McWilliams 169	9.55 10.00	9.70 10.00	9.60 10.00	9.65 10.00				9.625
	3 Kristin Lin 167	9.75 10.00	9.75 10.00	9.65 10.00	9.75 10.00				9.750
	4 Deiah Moody 170	9.80 10.00	9.70 10.00	9.85 10.00	9.80 10.00				9.800
	5 Lilly Tubbs 179	9.95 10.00	9.95 10.00	9.90 10.00	9.90 10.00				9.925
	6 Mary McDonough 168	9.75 10.00	9.85 10.00	9.80 10.00	9.80 10.00				9.800

--	--

Bars Score: **48.950** \* = UTL taken Running Score: **97.600**

B E A M	1 Kristin Lin 167	9.75 10.00	9.80 10.00	9.80 10.00	9.80 10.00				9.800
	2 Lana Navarro 172	9.65 10.00	9.75 10.00	9.70 10.00	9.75 10.00				9.725
	3 Olivia Oppegard 174	9.80 10.00	9.95 10.00	9.85 10.00	9.80 10.00				9.825
	4 Chelsea Hallinan 166	9.70 10.00	9.35 9.60	9.70 10.00	9.75 10.00				9.700
	5 Deiah Moody 170	9.25 9.90	9.15 9.90	9.20 9.90	9.25 10.00				9.225
	6 Lilly Tubbs 179	9.65 9.80	9.85 10.00	9.65 9.80	9.65 9.80				9.650

--	--

Beam Score: **48.700** \* = UTL taken Running Score: **146.300**

F L O O R	1 Chelsea Hallinan 166	9.60 10.00	9.70 10.00	9.70 10.00	9.65 10.00				9.675
	2 Jessica Schaffer 177	9.80 10.00	9.80 10.00	9.85 10.00	9.80 10.00				9.800
	3 Kristin Lin 167	9.85 10.00	9.80 10.00	9.80 10.00	9.85 10.00				9.825
	4 Caitlin McWilliams 169	9.70 9.90	9.90 10.00	9.90 10.00	9.90 10.00				9.900
	5 Kira Bolden 161	9.80 10.00	9.85 10.00	9.85 10.00	9.85 10.00				9.850
	6 Lana Navarro 172	9.80 10.00	9.85 10.00	9.80 10.00	9.80 10.00				9.800

--	--

Floor Score: **49.175** \* = UTL taken Running Score: **195.475**

Final Team Score: **195.475**

### All-Arounders

VT	Lin						
UB	9.675						
BB	9.750						
FX	9.800						
AA	9.825						
	39.050						

Coach's Signature \_\_\_\_\_