

# WK 1 - 2026 Metroplex Challenge

## Meet Results

Feb 6-8, 2026





Page: 1

Printed: 2/8/2026 8:56:30 AM

Women / 10 / SR

Session: A02,A03,A04,A05,A06,A07,A08

Judge's Signatures

Rank	Num	Name	Gym					AA
1	683	Jordyn Johnson	Metroplex Gymnastics	9.800 2T	9.575 6T	9.625 4	9.875 2	38.875 1
2	2301	Maliha Tressel	Twin City Twisters	9.600 15T	9.600 4T	9.675 1	9.675 8	38.550 2
3	883	Ayla Miller	Twin City Twisters	9.750 5T	9.725 1	9.350 16T	9.700 4T	38.525 3
4	158	Avery Tarico	Gold Medal AZ	9.650 11T	9.550 9T	9.400 12T	9.775 3	38.375 4
5	872	Ariana Frechette	Twin City Twisters	9.200 60T	9.550 9T	9.650 2T	9.900 1	38.300 5
6	2213	Paige Alexander	Dreams Gymnastics	9.675 9T	9.425 15	9.450 10T	9.700 4T	38.250 6
7T	1209	Marin Bronski	Airborne Colorado	9.800 2T	9.300 22T	9.600 5	9.375 30T	38.075 7T
7T	1537	Allie Elcock	VGA	9.600 15T	9.575 6T	9.350 16T	9.550 14T	38.075 7T
9T	337	Lindsey Merdes	lafleurs WI	9.650 11T	9.400 16T	8.850 48T	9.700 4T	37.600 9T
9T	136	Kendall Knox	Gold Medal AZ	9.500 27T	9.675 2T	9.000 38T	9.425 24T	37.600 9T
11	2159	Olivia Choi	Pacific Reign	9.600 15T	8.850 46	9.650 2T	9.475 20T	37.575 11
12T	1074	Naiomi Houghton	Cypress Academy	9.625 13T	9.025 37T	9.350 16T	9.450 22T	37.450 12T
12T	786	Audrey Collins	U.S. Gold	9.600 15T	9.475 13T	9.075 34T	9.300 33T	37.450 12T
14T	723	Shea Orlando	Metroplex Gymnastics	9.850 1	9.475 13T	9.500 6T	8.600 85T	37.425 14T
14T	101	Kennedy Abercrombie	Gold Medal AZ	9.700 7T	9.400 16T	8.750 54	9.575 12T	37.425 14T
16	1530	Ty Taplin	Thunder Elite01	9.450 35T	9.200 26T	9.150 31T	9.550 14T	37.350 16
17	1056	Cori Blocker	Cypress Academy	9.350 44T	9.525 11T	9.075 34T	9.375 30T	37.325 17
18	2068	Mariah Moore	Pride	9.475 33T	9.200 26T	9.225 24T	9.400 26T	37.300 18
19	618	Camila Betancourt	Metroplex Gymnastics	9.675 9T	9.525 11T	8.550 62T	9.500 19	37.250 19
20	1883	Giovannina Beltra	All American NJ	9.400 38T	9.300 22T	9.175 29T	9.250 39	37.125 20
21	1099	Avri Ramos	Cypress Academy	9.400 38T	9.325 21	9.375 15	8.975 67	37.075 21
22	2229	Lindsay Pseja	Dreams Gymnastics	9.475 33T	9.600 4T	9.450 10T	8.500 90	37.025 22
23	1901	Aaliyah Oglesby	Aftershock	9.575 21T	8.100 71T	9.500 6T	9.650 9	36.825 23
24	1105	Anna Shepherd	Cypress Academy	9.550 23T	9.200 26T	8.850 48T	9.200 43T	36.800 24

# WK 1 - 2026 Metroplex Challenge

## Meet Results




Feb 6-8, 2026

Page: 2

Printed: 2/8/2026 8:56:30 AM

Women / 10 / SR

Session: A02,A03,A04,A05,A06,A07,A08

Rank	Num	Name	Gym					AA
25T	1888	Ava Trezza	All American NJ	9.700 7T	9.275 24	8.300 81	9.300 33T	36.575 25T
25T	888	Kate Seaman	Twin City Twisters	9.600 15T	7.925 78	9.500 6T	9.550 14T	36.575 25T
25T	2248	Jayde Cisneros	Prime	9.500 27T	8.500 56T	9.200 26T	9.375 30T	36.575 25T
25T	341	Autumn Sobotka	lafleurs WI	9.050 78T	9.400 16T	9.175 29T	8.950 68T	36.575 25T
25T	1163	Jordan Oakland	West Valley NorCal	9.300 47T	9.150 29T	9.025 37	9.100 56T	36.575 25T
30	2269	Abigail Sikon	Prime	8.900 89	9.150 29T	8.875 46T	9.600 10T	36.525 30
31	795	Camdyn Foster	U.S. Gold	8.700 101	8.925 42T	9.250 21T	9.550 14T	36.425 31
32	1078	Emree Hofseth	Cypress Academy	9.500 27T	8.650 49T	9.200 26T	9.000 62T	36.350 32
33	660	Mary Claire Gillis	Metroplex Gymnastics	9.200 60T	8.650 49T	8.900 43T	9.575 12T	36.325 33
34	705	Kristina Mikhaleva	Metroplex Gymnastics	9.100 71T	8.925 42T	9.200 26T	9.075 58	36.300 34
35T	328	Sophia DAmato	lafleurs WI	9.400 38T	8.000 75T	9.500 6T	9.225 40T	36.125 35T
35T	1863	Gabriella Pierson	WCC	9.300 47T	9.075 33T	8.350 74T	9.400 26T	36.125 35T
37	689	Arden Kershaw	Metroplex Gymnastics	9.250 54T	9.050 36	8.700 55T	9.100 56T	36.100 37
38T	2264	Charlize Nunez	Prime	9.150 66T	9.675 2T	8.000 92	9.200 43T	36.025 38T
38T	1852	Brystol Lambert	WCC	9.550 23T	7.825 79	9.350 16T	9.300 33T	36.025 38T
40	707	Sofiia Mikhaleva	Metroplex Gymnastics	9.225 59	9.025 37T	8.550 62T	9.175 50T	35.975 40
41	1483	Adelia Occhipinti	Mastery of Sports	9.550 23T	8.000 75T	8.895 45	9.475 20T	35.920 41
42	1068	Mary Ellie Flack	Cypress Academy	9.800 2T	8.550 54T	8.175 86	9.275 38	35.800 42
43	2272	Cadence White	Prime	9.200 60T	8.450 59T	9.000 38T	9.125 54T	35.775 43
44	823	Jordan Smith	U.S. Gold	9.550 23T	9.400 16T	8.450 71T	8.350 92T	35.750 44
45	2215	Julianna Cacavella	Dreams Gymnastics	9.150 66T	9.125 31	8.100 88	9.200 43T	35.575 45
46T	794	Lily Font	U.S. Gold	9.350 44T	8.900 44T	7.650 101T	9.450 22T	35.350 46T
46T	935	Danica Ruggiano	WillMoor	9.400 38T	9.250 25	7.900 95	8.800 76T	35.350 46T
48	2227	Wylie Pappas	Dreams Gymnastics	9.050 78T	8.475 58	8.625 60	9.150 52T	35.300 48

# WK 1 - 2026 Metroplex Challenge

## Meet Results





Feb 6-8, 2026

Page: 3

Printed: 2/8/2026 8:56:30 AM

Women / 10 / SR

Session: A02,A03,A04,A05,A06,A07,A08

Rank	Num	Name	Gym					AA
49	639	Halle Cunningham	Metroplex Gymnastics	8.950 87T	7.550 88T	9.150 31T	9.425 24T	35.075 49
50	324	Lily Nguyen	IGG	9.450 35T	8.300 64	8.250 82	9.025 60T	35.025 50
51	1877	Elle Wegmann	WCC	9.100 71T	8.275 65	8.475 69T	9.125 54T	34.975 51
52	1368	Callee Botts	Diamond	9.100 71T	8.450 59T	8.800 51T	8.600 85T	34.950 52
53	1148	Ezri Thomason	Crenshaws	8.800 94T	8.150 68T	8.700 55T	9.200 43T	34.850 53
54T	1663	Mila Noopila	Elevate	9.150 66T	8.500 56T	8.350 74T	8.600 85T	34.600 54T
54T	531	Lilah Blum	AGS	8.750 96T	9.100 32	9.000 38T	7.750 105	34.600 54T
56T	2270	Khloe Torres	Prime	9.300 47T	8.200 66	7.750 98	9.300 33T	34.550 56T
56T	642	Jordyn Daniels	Metroplex Gymnastics	9.250 54T	8.450 59*	8.025 90T	8.825 75	34.550 56T
56T	1496	Bella Trejo	The American Dream	9.100 71*	7.950 77	8.500 65T	9.000 62T	34.550 56T
56T	1220	Caroline White	Airborne Colorado	9.100 71*	8.450 59*	8.900 43T	8.100 100T	34.550 56T
60T	798	Melanie Garcia	U.S. Gold	9.100 71T	9.400 16T	7.700 99T	8.225 96	34.425 60T
60T	2166	Elena Markley	Pacific Reign	9.300 47T	8.800 47	7.100 111	9.225 40T	34.425 60T
62	1169	Avery Azzopardi	Colorado Aerials	9.100 71T	8.975 41	7.450 108	8.850 73T	34.375 62
63T	517	Sari Franklin	Acrotex RR	9.300 47T	7.700 82T	8.650 57*	8.600 85T	34.250 63T
63T	1479	Kaitlyn Conway	Mastery of Sports	9.250 54T	7.350 92T	8.650 57*	9.000 62T	34.250 63T
65	809	Lorelei Mask	U.S. Gold	9.350 44T	8.100 71T	7.600 103T	9.175 50T	34.225 65
66	1135	Sonya Hitchcock	Crenshaws	8.750 96T	9.075 33T	7.650 101T	8.725 81	34.200 66
67	235	Reese Sams	Aspire	9.000 82T	7.750 81	9.250 21T	8.150 98T	34.150 67
68T	1833	Londyn Baker	WCC	9.575 21T	7.550 88T	8.350 74T	8.650 83	34.125 68T
68T	1906	Kaitlyn Gomez	Springs Gym	9.050 78T	7.700 82T	8.525 64	8.850 73T	34.125 68T
70T	1648	Rylie Barrios	Elevate	9.250 54T	8.425 63	8.050 89	8.350 92T	34.075 70T
70T	2058	Macie Schmidt	Coastal Point	8.950 87T	8.625 52	8.350 74T	8.150 98T	34.075 70T
72	332	Kora Faber	lafleurs WI	9.425 37	8.175 67	8.825 50	7.450 109	33.875 72

# WK 1 - 2026 Metroplex Challenge

## Meet Results

Feb 6-8, 2026

Page: 4

Printed: 2/8/2026 8:56:30 AM

Women / 10 / SR





Session: A02,A03,A04,A05,A06,A07,A08

Rank	Num	Name	Gym					AA
73	1560	Lila Lin	Accel	9.200 60T	7.100 95	8.875 46T	8.600 85T	33.775 73
74	1731	Kerriyah Pettus	NGTC	9.500 27T	6.750 98	8.350 74T	8.900 72	33.500 74
75	938	Skylar Sensi	WillMoor	9.500 27T	6.350 100	8.450 71T	9.025 60T	33.325 75
76	1310	Riley Pope	Gym Power House	9.050 78T	7.550 88T	7.800 97	8.800 76T	33.200 76
77	791	Jaylee Downs	U.S. Gold	9.150 66T	7.075 96	8.225 83T	8.625 84	33.075 77
78	397	Madilyn Wherley	Prestige	8.450 104T	7.250 94	8.600 61	8.750 79T	33.050 78
79	1247	Liana Puga	J And R	8.750 96T	7.450 91	7.150 110	8.750 79T	32.100 79
80	1736	Marley Warren	NGTC	9.000 82T	6.100 101	7.850 96	8.925 71	31.875 80
81	1840	Ximena Fernandez Rosado	WCC	8.850 90T	6.600 99	7.250 109	8.250 95	30.950 81
82	1688	Mikaela Martinez	Angels	8.350 107	7.800 80	6.550 113	7.950 102	30.650 82
83	551	Abby Kaneshige	AGS	8.450 104T	7.700 82T	6.750 112	7.250 110	30.150 83
84	574	Audrie Serratos	AGS	8.850 90T	6.000 102	8.025 90T	7.150 111	30.025 84
85	414	Delaney Leech	The Rock	8.150 108	5.600 103	7.700 99T	8.400 91	29.850 85
86	896	McKenna Wong	Twin City Twisters	9.300 47T	0.000 104T	9.400 12T	9.550 14T	28.250 86
87	2161	Madison Denlinger	Pacific Reign	9.750 5T	0.000 104T	9.150 31T	9.225 40T	28.125 87
88	1858	Jordyn Mock	WCC	9.600 15T	0.000 104T	9.300 20	9.000 62T	27.900 88
89	146	Maddy Morin	Gold Medal AZ	9.625 13T	0.000 104T	9.400 12T	8.700 82	27.725 89
90	111	Mady Curtis	Gold Medal AZ	9.400 38T	0.000 104T	8.650 57T	9.600 10T	27.650 90
91	651	Kinsley Duncan	Metroplex Gymnastics	9.300 47T	0.000 104T	8.950 41T	9.200 43T	27.450 91
92	1250	Marissa Bewley	NGC	9.200 60T	9.000 40	9.225 24T	0.000 115T	27.425 92
93	1846	Harper Haralson	WCC	9.200 60T	0.000 104T	8.800 51T	9.400 26T	27.400 93
94	2162	Cora Fosdick	Pacific Reign	9.150 66T	8.775 48	9.075 34T	— 115T	27.000 94
95T	1895	Elina Kershaw	Aftershock	9.000 82T	0.000 104*	8.350 74T	9.200 43T	26.550 95T
95T	380	Birkleigh Sensenig	Prestige	8.650 102	0.000 104*	8.950 41T	8.950 68T	26.550 95T

# WK 1 - 2026 Metroplex Challenge

## Meet Results





Feb 6-8, 2026

Rank	Num	Name	Gym					AA
97	106	Trishelle Christensen	Gold Medal AZ	9.250 54T	8.550 54T	8.375 73	0.000 115T	26.175 97
98	1075	Rory Healey	Cypress Academy	9.000 82T	0.000 104T	7.950 93T	9.200 43T	26.150 98
99	123	Payton Goren	Gold Medal AZ	0.000 109T	8.650 49T	8.475 69T	8.950 68T	26.075 99
100	152	JJ Schibel	Gold Medal AZ	0.000 109T	7.350 92T	8.500 65T	9.700 4T	25.550 100
101	1280	Corinne Roberts	NGC	8.850 90T	0.000 104T	8.225 83T	8.350 92T	25.425 101
102	2059	Gabi Wynn	Coastal Point	8.750 96T	8.150 68T	0.000 115T	7.500 108	24.400 102
103	1873	Ansley Spencer	WCC	0.000 109T	7.700 82T	8.500 65T	7.900 103	24.100 103
104	1735	Molly Uden	NGTC	8.800 94T	0.000 104T	7.600 103T	7.600 107	24.000 104
105	2205	Amy Rubinstein	Sisters Gymnastics	0.000 109T	6.800 97	7.550 106T	7.000 112T	21.350 105
106	931	Sierra Buckman	WillMoor	0.000 109T	8.900 44T	0.000 115T	9.400 26T	18.300 106
107	1154	Stephie Becker	West Valley NorCal	0.000 109T	9.025 37T	9.250 21T	0.000 115T	18.275 107
108	882	Emme Levan	Twin City Twisters	8.750 96T	0.000 104T	0.000 115T	9.000 62T	17.750 108
109	2285	Bella Sottile	WCC	8.400 106	0.000 104T	0.000 115T	9.300 33T	17.700 109
110T	650	Claire Downing	Metroplex Gymnastics	0.000 109T	0.000 104*	8.500 65T	9.150 52T	17.650 110T
110T	1183	Ella Rogers	Colorado Aerials	8.850 90T	0.000 104*	0.000 115T	8.800 76T	17.650 110T
112	1299	Lina Ayad	Gym Power House	9.000 82T	8.600 53	0.000 115T	0.000 115T	17.600 112
113	2247	Taylor Carlton	Prime	9.400 38T	0.000 104T	7.950 93T	0.000 115T	17.350 113
114	157	Lexie Suastegui	Gold Medal AZ	0.000 109T	8.050 73T	8.800 51T	0.000 115T	16.850 114
115	1892	Kolbie Bennett	Aftershock	0.000 109T	0.000 104T	8.225 83T	8.100 100T	16.325 115
116	960	Grace Mobley	Elmwood01	0.000 109T	8.050 73T	0.000 115T	7.850 104	15.900 116
117	1103	Juno Scarborough	Cypress Academy	0.000 109T	0.000 104T	7.600 103T	8.175 97	15.775 117
118	848	Karrington Shelton-Scott	Believe Gym	0.000 109T	0.000 104T	8.325 80	7.000 112T	15.325 118
119	1436	Lauren Soto	Reflex	0.000 109T	0.000 104T	8.150 87	6.900 114	15.050 119
120	1845	Sophia Hall	WCC	0.000 109T	0.000 104T	5.750 114	7.650 106	13.400 120

# WK 1 - 2026 Metroplex Challenge

## Meet Results

Feb 6-8, 2026

Rank	Num	Name	Gym					AA
121	102	Hayden Anderton	Gold Medal AZ	0.000 109T	9.575 6T	0.000 115T	0.000 115T	9.575 121
122	1550	Phoebe Chavez	Accel	9.500 27T	0.000 104T	0.000 115T	0.000 115T	9.500 122
123	878	Grace Johnson	Twin City Twisters	0.000 109T	9.075 33T	0.000 115T	0.000 115T	9.075 123
124	702	Landry Mead	Metroplex Gymnastics	0.000 109T	0.000 104T	0.000 115T	9.050 59	9.050 124
125	975	Lauren Voss	Elmwood01	8.600 103	0.000 104T	0.000 115T	0.000 115T	8.600 125
126	810	Abby McDonald	U.S. Gold	0.000 109T	8.125 70	0.000 115T	0.000 115T	8.125 126
127	340	Keira Quigley	lafleurs WI	0.000 109T	7.700 82T	0.000 115T	0.000 115T	7.700 127
128	1096	Elena Pipkin	Cypress Academy	— 109T	7.600 87	0.000 115T	0.000 115T	7.600 128
129	1910	Peyton McNulty	Springs Gym	0.000 109T	0.000 104T	7.550 106T	0.000 115T	7.550 129
130*	1815	Sarah Sherey	Rogue Athletics	— 109*	— 104*	— 115*	— 115*	0.000 130*
130*	681	Paige Jarvis	Metroplex Gymnastics	0.000 109*	0.000 104*	0.000 115*	0.000 115*	0.000 130*

# WK 1 - 2026 Metroplex Challenge

## Meet Results

Feb 6-8, 2026





Page: 1

Printed: 2/8/2026 8:57:09 AM

Women / 10 / JR

Session: A02,A03,A04,A05,A06,A07,A08

Judge's Signatures

Rank	Num	Name	Gym					AA
1	887	Abbey Reid	Twin City Twisters	9.500 6T	9.325 5	9.500 2	9.600 6T	37.925 1
2	2063	Lailah Danzy	Pride	9.800 1T	9.475 1	8.750 30T	9.825 1	37.850 2
3	767	Lillie White	Metroplex Gymnastics	9.150 40T	9.425 2T	9.250 10	9.750 2	37.575 3
4	680	Maddy Otto	Metroplex Gymnastics	9.600 3	9.225 7T	9.050 17T	9.500 11T	37.375 4
5T	1167	Amaya Umphrey	West Valley NorCal	9.800 1T	9.150 11T	8.650 38T	9.675 3T	37.275 5T
5T	877	Audrey Jencks	Twin City Twisters	9.450 11T	9.200 9	9.200 12T	9.425 14T	37.275 5T
7	608	Jazmine Bailey	Metroplex Gymnastics	9.350 20T	8.950 19T	9.350 5T	9.425 14T	37.075 7
8	873	Addison Gilmore	Twin City Twisters	9.100 42T	8.875 23	9.350 5T	9.500 11T	36.825 8
9T	736	Madison Ragan	Metroplex Gymnastics	9.300 27T	9.250 6	8.650 38T	9.525 9T	36.725 9T
9T	149	Juliana Royer	Gold Medal AZ	9.350 20T	9.175 10	8.825 29	9.375 18T	36.725 9T
11	2157	Elisabeth Antone	Pacific Reign	9.550 4T	8.850 24T	9.350 5T	8.900 40T	36.650 11
12T	619	Hadley Bird	Metroplex Gymnastics	9.500 6*	9.000 16T	8.450 46T	9.675 3*	36.625 12T
12T	894	Kaja Tressel	Twin City Twisters	9.500 6*	8.900 21T	8.550 43	9.675 3*	36.625 12T
14	1552	Hillary Choi	Accel	9.500 6T	9.425 2T	8.750 30T	8.850 44	36.525 14
15	638	Aubri Council	Metroplex Gymnastics	9.250 32T	8.900 21T	8.975 22	9.375 18T	36.500 15
16T	1563	Reese Roldan	Accel	9.400 16T	8.650 33T	9.200 12T	9.050 29T	36.300 16T
16T	739	Daniela Rios	Metroplex Gymnastics	9.350 20T	8.725 31T	9.125 15	9.100 27	36.300 16T
18	343	Carissa Wolf	lafleurs WI	9.450 11T	9.100 13T	8.725 33T	9.000 33T	36.275 18
19	2253	Alessandra Gaines	Prime	9.550 4T	9.400 4	8.225 58T	9.050 29T	36.225 19
20	355	Gabby Ferroni	Prestige	9.450 11T	9.150 11T	8.000 66	9.575 8	36.175 20
21	1884	Addison Berowski	All American NJ	9.350 20T	8.400 45	9.150 14	9.250 22	36.150 21
22	729	Valerie Perdomo	Metroplex Gymnastics	9.400 16T	8.550 38T	9.350 5T	8.700 49T	36.000 22
23	1143	Corrine Nix	Crenshaws	8.950 54T	9.000 16T	8.575 41T	9.450 13	35.975 23
24	652	Kennedy Ellsworth	Metroplex Gymnastics	9.200 36T	8.600 35T	8.475 45	9.525 9T	35.800 24

# WK 1 - 2026 Metroplex Challenge

## Meet Results





Feb 6-8, 2026

Page: 2

Printed: 2/8/2026 8:57:09 AM

Women / 10 / JR



Session: A02,A03,A04,A05,A06,A07,A08

Rank	Num	Name	Gym					AA
25	2216	Josephine Cheatham	Dreams Gymnastics	9.250 32T	8.550 38T	9.050 17T	8.925 39	35.775 25
26T	339	Madeline Plach	lafleurs WI	9.350 20T	8.975 18	8.900 25	8.500 54T	35.725 26T
26T	518	Mack Hardeman	Acrotex RR	9.000 50T	8.550 38T	8.850 28	9.325 21	35.725 26T
28	1896	Ella Lyle	Aftershock	9.200 36T	8.275 50	9.000 21	9.200 23T	35.675 28
29	880	Kinsley Jo Krutter	Twin City Twisters	9.100 42T	8.175 52	8.950 23T	9.400 16T	35.625 29
30	1868	Kenlie Schaefer	WCC	8.900 57T	8.200 51	9.225 11	9.200 23T	35.525 30
31	892	Keira Smith	Twin City Twisters	9.000 50T	8.475 44	8.500 44	9.400 16T	35.375 31
32	2231	Irina Silva	Dreams Gymnastics	9.050 46T	9.050 15	8.275 57	8.950 37T	35.325 32
33	1382	Chandler Pemberton	Diamond	9.000 50T	8.500 42T	8.700 36T	9.050 29T	35.250 33
34	2173	Audrey VanGrinsven	Pacific Reign	9.300 27T	8.650 33T	8.425 49T	8.775 45	35.150 34
35	394	Adalyn Tuanquin	Prestige	9.050 46T	8.500 42T	8.875 26T	8.700 49T	35.125 35
36	708	Aubri Mitchell	Metroplex Gymnastics	9.300 27T	8.850 24T	8.725 33T	8.100 64	34.975 36
37	2071	Sophia Squyres	Pride	9.100 42T	7.700 58T	9.050 17T	9.075 28	34.925 37
38	806	Alexa Liberty	U.S. Gold	9.100 42T	8.300 47T	8.450 46T	9.050 29T	34.900 38
39	1843	Rafaella Haeve	WCC	8.900 57T	8.300 47T	8.075 63T	9.600 6T	34.875 39
40	1208	Declyn Bader	Airborne Colorado	8.850 61T	8.300 47T	8.700 36T	9.000 33T	34.850 40
41	1498	Alegria Ulrich	Top Gymnastics	9.150 40T	8.800 28T	8.300 54T	8.500 54T	34.750 41
42	319	Chloe Briggs	IGG	9.450 11T	8.000 54T	9.025 20	8.250 61	34.725 42
43	1832	Lillie Waddell	EGA	9.200 36T	8.800 28T	8.050 65	8.600 52	34.650 43
44	331	Brooklyn Easley	lafleurs WI	9.300 27T	8.850 24T	7.600 73	8.875 42T	34.625 44
45	358	Mallory Gorski	Prestige	8.850 61T	8.600 35T	8.150 61T	9.000 33T	34.600 45
46	329	Millie Danaher	lafleurs WI	9.350 20T	7.700 58T	8.725 33T	8.750 46T	34.525 46
47	345	Hope Auker	Prestige	9.475 10	8.150 53	8.400 51	8.475 56	34.500 47
48	2281	Paola Herrera	Pride	9.300 27T	7.350 61	8.750 30T	9.000 33T	34.400 48

# WK 1 - 2026 Metroplex Challenge

## Meet Results





Feb 6-8, 2026

Rank	Num	Name	Gym					AA
49	1418	Chloe McElroy	Reflex	9.450 11T	8.575 37	8.150 61T	8.200 62	34.375 49
50	2208	Avery Schroeder	Sisters Gymnastics	8.900 57T	8.325 46	8.375 52	8.750 46T	34.350 50
51	838	Evelyn Guerrero	Believe Gym	9.250 32T	8.750 30	8.425 49T	7.850 66	34.275 51
52	1219	Jaylynn Steele-Santor	Airborne Colorado	8.950 54T	7.900 56	9.300 9	7.950 65	34.100 52
53	1444	Victoria Wilson	Reflex	8.900 57T	8.725 31T	7.700 70	8.650 51	33.975 53
54	830	Hallie Buckalew	Believe Gym	9.050 46T	7.875 57	8.225 58T	8.150 63	33.300 54
55	1185	Haelyn Volpe	Colorado Aerials	8.800 64	6.900 66T	8.350 53	9.150 25T	33.200 55
56	1396	Khloe Battle	Reflex	8.750 65	7.000 64T	7.900 68	9.150 25T	32.800 56
57	1174	Peyton Jefferson	Colorado Aerials	8.300 70	7.600 60	8.575 41T	8.300 59T	32.775 57
58	1172	Alaina Fernandez	Colorado Aerials	8.600 67	9.100 13T	7.675 71	7.350 68	32.725 58
59	1383	Lauren Peters	Diamond	8.350 68T	8.850 24T	8.300 54T	7.200 69	32.700 59
60	353	Skylar DeLong	Prestige	7.900 71T	7.200 62T	8.650 38T	8.300 59T	32.050 60
61	1391	Brynnlee Zimmer	Diamond	8.700 66	7.200 62T	7.950 67	7.650 67	31.500 61
62	236	Rylan Sams	Aspire	9.050 46T	6.900 66T	6.250 75	8.750 46T	30.950 62
63	932	Vivianna Kaeser	WillMoor	9.400 16T	0.000 68T	9.450 3	8.950 37T	27.800 63
64	454	Chaebin Sim	NV Gymnastics	8.950 54T	0.000 68T	9.400 4	8.550 53	26.900 64
65	519	Amelie Harmon	Acrotex RR	8.850 61T	0.000 68T	8.950 23T	8.875 42T	26.675 65
66	2221	Kate Harinstein	Dreams Gymnastics	9.000 50T	0.000 68T	7.875 69	8.325 58	25.200 66
67	2056	Marlena Muckerheide	Coastal Point	7.900 71T	0.000 68T	8.200 60	8.400 57	24.500 67
68	1179	Alessandra Madrid	Colorado Aerials	8.350 68T	7.000 64T	8.075 63T	0.000 70T	23.425 68
69	436	Lila Ichiba	NV Gymnastics	0.000 73T	8.950 19T	9.650 1	0.000 70T	18.600 69
70	272	Jaelynn Brunemeier	TAGS World	9.350 20T	9.225 7T	0.000 76T	— 70T	18.575 70
71	874	Sage Hellbusch	Twin City Twisters	9.400 16T	0.000 68T	9.075 16	0.000 70T	18.475 71
72	1155	Natalia Bovone	West Valley NorCal	0.000 73T	0.000 68T	8.875 26T	9.350 20	18.225 72

# WK 1 - 2026 Metroplex Challenge

## Meet Results

Feb 6-8, 2026

Rank	Num	Name	Gym					AA
73	2165	Nora Hawthorne	Pacific Reign	9.200 36T	0.000 68T	8.450 46T	—. 70T	17.650 73
74	2188	Addison Allen	Sisters Gymnastics	0.000 73T	8.000 54T	8.300 54T	0.000 70T	16.300 74
75	171	Bailey Brown	Aspire	0.000 73T	0.000 68T	7.000 74	8.900 40T	15.900 75
76	881	Jade Lee	Twin City Twisters	9.250 32T	0.000 68T	0.000 76T	0.000 70T	9.250 76
77	1177	Kamryn Kulikowski	Colorado Aerials	0.000 73T	8.550 38T	0.000 76T	0.000 70T	8.550 77
78	1095	Madden Ognoskie	Cypress Academy	0.000 73T	0.000 68T	7.650 72	0.000 70T	7.650 78
79*	2170	Simone Seed	Pacific Reign	0.000 73*	—. 68*	0.000 76*	—. 70*	0.000 79*
79*	560	Reese Meis	AGS	0.000 73*	0.000 68*	0.000 76*	—. 70*	0.000 79*
79*	373	Ava Merkey	Prestige	—. 73*	0.000 68*	—. 76*	—. 70*	0.000 79*