



















Event Final (vault)

SENIOR - Women

Rank	ID	Surname	Given Name	Date of Birth	Representing	Apparatus	D	B	E	Pen	Total	VB	Total
1..	#117	ANDRADE	Rebeca	1999	 BRA		5.0		9.433		14.433	0.2	14.266
							4.8		9.000	-0.1	13.700		
2..	#122	FONTAINE	Lia Monica	2009	 CAN		5.0		9.133		14.133	0.2	14.249
							4.8		9.166		13.966		
3..	#191	PEASE	Claire	2009	 USA		5.0		9.166		14.166	0.2	13.916
							4.2		9.066		13.266		
4..	#168	MATA	Victoria	2000	 MEX		4.6		8.800		13.400	0.2	13.433
							4.2		8.866		13.066		
5..	#173	HERON	Hillary	2004	 PAN		4.6		8.800		13.400	0.2	13.283
							4.4		8.466	-0.1	12.766		
6..	#194	ROSE	Simone	2008	 USA		4.6		8.700	-0.1	13.200	0.2	13.216
							4.2		8.633		12.833		
7..	#101	ACOSTA	Emilia	2009	 ARG		4.6		8.666		13.266	0.2	13.183
							4.2		8.500		12.700		
8..	#121	BLACK	Gabrielle	2008	 CAN		4.6		8.933	-0.1	13.433		13.049
							3.8		8.866		12.666		

Legend .



– Vault

VB – Vault bonus

D – Difficulty score

B – Difficulty bonus

E – Execution score

Total – Athlete sum of routines scores

Pen – Neutral penalty

Total – Routine score




Event Final (uneven bars)

SENIOR - Women

Rank	ID	Surname	Given Name	Date of Birth	Representing	Apparatus	D	B	E	Pen	Total	Total
1..	#124	TRAN	Aurelie	2006	 CAN		5.3		8.233		13.533	13.533
2..	#194	ROSE	Simone	2008	 USA		5.8		7.533		13.333	13.333
3..	#119	WEISBERG	Sophia	2009	 BRA		5.2		7.833		13.033	13.033
4..	#105	MESROPIAN	Meline	2005	 ARG		5.9		6.733		12.633	12.633
5..	#191	PEASE	Claire	2009	 USA		5.2		7.366		12.566	12.566
6..	#171	GUTIERREZ	Ana Gabriela	2009	 PAN		5.5		7.033		12.533	12.533
7..	#103	LUCAS	Julieta	2010	 ARG		5.7		6.466		12.166	12.166
8..	#114	BOUÇAS	Gabriela	2009	 BRA		5.0		6.500		11.500	11.500

Legend .

 – Uneven Bars	D – Difficulty score	Total – Athlete sum of routines scores
	B – Difficulty bonus	
	E – Execution score	
	Pen – Neutral penalty	
	Total – Routine score	




Event Final (beam)

SENIOR - Women

Rank	ID	Surname	Given Name	Date of Birth	Representing	Apparatus	D	B	E	Pen	Total	Total
1..	#102	AJALLA	Isabella	2008	 ARG		5.7		8.000		13.700	13.700
2..	#194	ROSE	Simone	2008	 USA		6.0		7.700		13.700	13.700
3..	#118	FIDELIS	Thais	2001	 BRA		5.5		8.033		13.533	13.533
4..	#123	REDICK	Lia	2009	 CAN		5.5		7.933		13.433	13.433
5..	#116	SOARES	Julia	2005	 BRA		5.7		7.533		13.233	13.233
6..	#190	BULLOCK	Charleigh	2010	 USA		5.3		7.200		12.500	12.500
7..	#105	MESROPIAN	Meline	2005	 ARG		5.0		6.833		11.833	11.833
8..	#165	PINEDA	Michelle	2007	 MEX		5.2		6.633		11.833	11.833

Legend .

 – Beam	D – Difficulty score	Total – Athlete sum of routines scores
	B – Difficulty bonus	
	E – Execution score	
	Pen – Neutral penalty	
	Total – Routine score	




Event Final (floor)

SENIOR - Women

Rank	ID	Surname	Given Name	Date of Birth	Representing	Apparatus	D	B	E	Pen	Total	Total
1..	#191	PEASE	Claire	2009	 USA		6.0		7.833		13.833	13.833
2..	#123	REDICK	Lia	2009	 CAN		5.4		8.000		13.400	13.400
3..	#102	AJALLA	Isabella	2008	 ARG		5.3		7.900		13.200	13.200
4..	#118	FIDELIS	Thais	2001	 BRA		5.3		7.866		13.166	13.166
5..	#121	BLACK	Gabrielle	2008	 CAN		5.3		7.833		13.133	13.133
6..	#190	BULLOCK	Charleigh	2010	 USA		5.4		7.600	-0.1	12.900	12.900
7..	#165	PINEDA	Michelle	2007	 MEX		5.1		7.600		12.700	12.700
8..	#119	WEISBERG	Sophia	2009	 BRA		5.2		7.366	-0.2	12.366	12.366

Legend .

 – Floor	D – Difficulty score	Total – Athlete sum of routines scores
	B – Difficulty bonus	
	E – Execution score	
	Pen – Neutral penalty	
	Total – Routine score	