













RESULTS
Men's Qualifications - Team

SUN 17 AUG 2003 - 16:00

Rank	NOC							Total
1	USA - United States	37.398 (2)	37.086 (6)	38.637 (1)	38.436 (3)	38.237 (2)	37.949 (4)	227.743
2	JPN - Japan	36.549 (6)	38.062 (3)	38.474 (3)	37.637 (14)	37.937 (3)	38.387 (1)	227.046
3	CHN - China	35.336 (14)	38.486 (1)	37.012 (13)	37.562 (15)	38.562 (1)	38.161 (3)	225.119
4	ROM - Romania	36.149 (9)	38.112 (2)	38.036 (7)	38.524 (2)	36.749 (11)	37.200 (9)	224.770
5	KOR - Korea	35.774 (11)	37.125 (5)	38.575 (2)	38.549 (1)	37.037 (8)	36.987 (11)	224.047
6	RUS - Russia	37.499 (1)	35.887 (14)	36.436 (21)	37.961 (6)	37.923 (4)	37.674 (5)	223.380
7	FRA - France	35.286 (15)	37.012 (7)	37.411 (9)	37.937 (7)	36.886 (9)	38.361 (2)	222.893
8	UKR - Ukraine	36.349 (7)	36.324 (10)	38.150 (5)	38.162 (4)	36.874 (10)	36.875 (12)	222.734
9	CAN - Canada	36.924 (4)	36.373 (9)	36.211 (24)	38.037 (5)	36.336 (17)	36.736 (13)	220.617
10	ESP - Spain	36.624 (5)	35.812 (15)	37.149 (11)	37.025 (28)	37.136 (7)	36.686 (14)	220.432
11	ITA - Italy	35.711 (12)	35.537 (18)	38.124 (6)	37.362 (20)	35.386 (20)	37.474 (6)	219.594
12	GER - Germany	35.424 (13)	36.137 (11)	38.324 (4)	37.799 (10)	36.461 (15)	34.987 (24)	219.132
13	BLR - Belarus	34.175 (27)	37.187 (4)	36.036 (27)	37.674 (13)	36.686 (13)	37.362 (8)	219.120
14	SUI - Switzerland	33.787 (31)	35.775 (16)	37.125 (12)	37.925 (9)	36.699 (12)	37.424 (7)	218.735
15	CUB - Cuba	33.512 (37)	35.662 (17)	38.036 (7)	37.937 (7)	37.411 (5)	35.274 (22)	217.832
16	LAT - Latvia	36.274 (8)	36.849 (8)	36.649 (18)	37.073 (27)	34.649 (29)	35.599 (18)	217.093
17	PRK - People's Rep. of Korea	35.149 (16)	35.175 (23)	36.986 (14)	37.499 (17)	37.262 (6)	34.837 (25)	216.908
18	BUL - Bulgaria	36.987 (3)	35.250 (21)	35.699 (28)	37.324 (22)	35.199 (22)	35.411 (21)	215.870
19	BRA - Brazil	35.775 (10)	34.175 (28)	36.650 (17)	37.787 (11)	34.787 (25)	36.236 (15)	215.410
20	KAZ - Kazakhstan	34.587 (20)	36.062 (12)	36.487 (20)	37.437 (18)	35.987 (18)	34.124 (32)	214.684
21	HUN - Hungary	34.711 (19)	35.137 (24)	36.436 (21)	37.299 (23)	36.437 (16)	34.287 (30)	214.307
22	AUS - Australia	33.511 (38)	33.837 (30)	36.687 (16)	37.187 (24)	35.437 (19)	37.161 (10)	213.820
23	GBR - Great Britain	34.586 (21)	34.574 (26)	36.912 (15)	36.874 (31)	34.737 (28)	34.699 (27)	212.382
24	TPE - Chinese Taipei	33.800 (30)	35.924 (13)	37.374 (10)	36.886 (30)	34.275 (33)	34.112 (33)	212.371
25	GRE - Greece	33.674 (32)	32.975 (34)	35.437 (30)	37.736 (12)	36.612 (14)	35.524 (20)	211.958
26	PUR - Puerto Rico	33.648 (34)	32.749 (35)	36.524 (19)	36.100 (43)	34.500 (32)	35.724 (17)	209.245
27	FIN - Finland	33.662 (33)	35.275 (20)	34.937 (35)	35.861 (46)	33.512 (41)	35.849 (16)	209.096
28	CZE - Czech Republic	34.712 (18)	33.100 (32)	34.487 (38)	37.149 (25)	33.899 (36)	35.562 (19)	208.909
29	SVK - Slovakia	33.487 (39)	33.537 (31)	35.387 (31)	37.336 (21)	35.337 (21)	33.724 (36)	208.808
30	VEN - Venezuela	32.312 (46)	35.287 (19)	36.124 (25)	36.986 (29)	33.400 (44)	34.137 (31)	208.246
31	MAS - Malaysia	34.224 (25)	32.475 (36)	36.249 (23)	37.074 (26)	32.900 (47)	35.162 (23)	208.084
32	ISR - Israel	34.424 (22)	31.300 (39)	36.112 (26)	36.474 (39)	34.174 (35)	34.562 (28)	207.046
33	POR - Portugal	34.361 (23)	33.050 (33)	34.474 (39)	36.387 (41)	34.237 (34)	33.737 (34)	206.246
34	SWE - Sweden	33.587 (35)	35.212 (22)	33.100 (44)	36.600 (37)	34.762 (26)	32.862 (42)	206.123
35	POL - Poland	33.986 (28)	30.887 (43)	35.149 (33)	36.336 (42)	34.837 (24)	34.775 (26)	205.970
36	NED - Netherlands	34.237 (24)	30.662 (45)	34.762 (37)	36.812 (32)	33.837 (37)	34.549 (29)	204.859
37	ARM - Armenia	32.887 (43)	34.662 (25)	34.449 (40)	35.411 (47)	34.750 (27)	32.550 (44)	204.709
38	MEX - Mexico	35.049 (17)	31.262 (40)	34.848 (36)	36.712 (33)	32.987 (46)	33.149 (40)	204.007
39	EGY - Egypt	32.611 (44)	30.787 (44)	35.186 (32)	37.437 (18)	34.649 (29)	33.212 (39)	203.882
40	ALG - Algeria	33.550 (36)	34.100 (29)	35.087 (34)	35.011 (49)	33.487 (42)	32.512 (45)	203.747
41	CRO - Croatia	33.287 (40)	34.450 (27)	31.886 (48)	35.862 (45)	33.025 (45)	33.649 (37)	202.159
41	DEN - Denmark	34.212 (26)	31.425 (38)	32.724 (47)	36.636 (36)	33.425 (43)	33.737 (34)	202.159
43	ARG - Argentina	33.886 (29)	30.525 (46)	34.387 (41)	36.512 (38)	33.675 (40)	33.125 (41)	202.110
44	COL - Colombia	33.000 (42)	31.525 (37)	33.362 (42)	36.449 (40)	34.512 (31)	32.487 (46)	201.335
45	AUT - Austria	32.474 (45)	31.175 (41)	33.062 (45)	36.637 (34)	33.737 (39)	32.862 (42)	199.947
46	TUR - Turkey	33.087 (41)	30.025 (47)	33.212 (43)	37.511 (16)	34.962 (23)	31.037 (50)	199.834
47	CYP - Cyprus	31.875 (47)	28.125 (49)	35.662 (29)	36.637 (34)	32.799 (48)	31.911 (48)	197.009
48	RSA - South Africa	31.798 (48)	30.949 (42)	33.037 (46)	36.024 (44)	32.275 (50)	31.974 (47)	196.057







RESULTS
Men's Qualifications - Team

SUN 17 AUG 2003 - 16:00

Rank	NOC							Total
49	SLO - Slovenia	30.437 (50)	28.200 (48)	27.575 (50)	35.087 (48)	33.800 (38)	33.400 (38)	188.499
50	ISL - Iceland	31.336 (49)	26.737 (50)	29.537 (49)	34.699 (50)	32.600 (49)	31.074 (49)	185.983
51	SRI - Sri Lanka	30.174 (51)	22.475 (51)	22.525 (52)	34.099 (51)	28.350 (51)	26.425 (51)	164.048
52	CHI - Chile	25.137 (52)	19.250 (52)	24.299 (51)	27.299 (52)	23.950 (52)	22.487 (52)	142.422







RESULTS
Men's Qualifications - Team

SUN 17 AUG 2003 - 16:00

Rank	NOC Bib Name							Total	Ind. Rank
1	USA - United States								
928	BHAVSAR Raj			9.675		9.500		19.175	(305)
929	GATSON Jason	9.412	9.237	9.700	9.325	9.512	9.550	56.736	(4)
930	HAMM Morgan	8.662	8.800	9.400	9.687		9.212	45.761	(171)
931	HAMM Paul	9.562	9.487	9.587	9.512	9.500	9.200	56.848	(2)
932	MCCLURE Brett	9.437	9.562		9.662	9.575	9.625	47.861	(151)
933	WILSON Blaine	8.987	8.600	9.675	9.575	9.650	9.562	56.049	(8)
Total		37.398 (2)	37.086 (6)	38.637 (1)	38.436 (3)	38.237 (2)	37.949 (4)	227.743	
2	JPN - Japan								
737	KASAMATSU Akihiro	9.012	9.450		9.325	9.525	9.487	46.799	(159)
738	KASHIMA Takehiro	9.000	9.675	9.312	9.375	9.225	9.700	56.287	(7)
739	SATO Yu Shi		9.275	9.537		8.775	9.125	36.712	(233)
740	TOMITA Hiroyuki	9.087	9.387	9.675	9.125	9.550	9.600	56.424	(6)
741	TSUKAHARA Naoya	9.450	9.550	9.562	9.425	9.637	9.600	57.224	(1)
742	YAMADA Tatsuya	8.912		9.700	9.512			28.124	(278)
Total		36.549 (6)	38.062 (3)	38.474 (3)	37.637 (14)	37.937 (3)	38.387 (1)	227.046	
3	CHN - China								
580	XING Aowei	8.650	9.562	8.550	9.100		9.312	45.174	(178)
581	HUANG Xu		9.437	9.625		9.637	9.562	38.261	(227)
582	LI Xiao-Peng	9.487		9.262	9.750	9.725	9.650	47.874	(150)
584	TENG Haibin		9.662			8.562	9.637	27.861	(279)
585	XIAO Qin	8.612	9.812		8.962	9.550		36.936	(231)
586	YANG Wei	8.587	9.450	9.575	9.750	9.650	8.975	55.987	(10)
Total		35.336 (14)	38.486 (1)	37.012 (13)	37.562 (15)	38.562 (1)	38.161 (3)	225.119	
4	ROM - Romania								
846	COVACI I.	7.225		9.362	9.412			25.999	(293)
847	DRAGULESCU Marian	9.575	9.125	9.525	9.825	9.300	9.300	56.650	(5)
848	POTRA Dan Nicolae	8.812	9.362	9.562	9.400	8.950	8.687	54.773	(26)
849	SELARIU Razvan Dorin	9.100	9.300	9.587	9.650	9.012	9.350	55.999	(9)
850	SUCIU Ioan Silviu	8.662	9.675	9.037	9.637	9.187	9.150	55.348	(18)
851	URZICA Marius Daniel		9.775			9.250	9.400	28.425	(273)
Total		36.149 (9)	38.112 (2)	38.036 (7)	38.524 (2)	36.749 (11)	37.200 (9)	224.770	







RESULTS
Men's Qualifications - Team

SUN 17 AUG 2003 - 16:00

Rank	NOC Bib Name							Total	Ind. Rank
5	KOR - Korea								
753	CHO Seong Min		9.275	9.625	9.762	9.700	8.425	46.787	(160)
754	KIM Dae Eun	8.575		9.600	9.362	9.025	8.950	45.512	(174)
755	LEE Sun-Sung	8.750	9.350		9.387	8.925	9.425	45.837	(169)
756	SHIN Hyung-Ook	9.087	9.075			8.700	9.325	36.187	(237)
757	YANG Tae-Young	9.275	9.425	9.675	9.700	9.387	9.287	56.749	(3)
758	YOU Won-Kil	8.662	9.050	9.675	9.700			37.087	(229)
	Total	35.774 (11)	37.125 (5)	38.575 (2)	38.549 (1)	37.037 (8)	36.987 (11)	224.047	
6	RUS - Russia								
862	BONDARENKO Alexei	9.450	8.275	9.237	9.437	9.437	9.437	55.273	(19)
863	GOLOTSUTSKOV Anton	9.325	8.525	9.500	9.675	9.437		46.462	(163)
864	KRYLOV Evgueni	1.000						1.000	(322)
865	KRYUKOV Nikolai		9.700	8.387	9.362	8.862	9.525	45.836	(170)
866	NEMOV Alexei	9.537			9.487	9.687	9.775	38.486	(225)
867	PODGORNY Evgueni	9.187	9.387	9.312	9.250	9.362	8.937	55.435	(17)
	Total	37.499 (1)	35.887 (14)	36.436 (21)	37.961 (6)	37.923 (4)	37.674 (5)	223.380	
7	FRA - France								
660	BENY Pierre-Yves	8.737	9.312	9.687	9.025	8.750		45.511	(175)
661	CASIMIR Eric		9.700			9.162	9.425	28.287	(275)
662	MOUNARD Johan	8.862	9.100	8.725	9.450	9.462	9.075	54.674	(29)
663	GUILLE Cédric	8.487		8.912	9.275		9.637	36.311	(235)
664	KARBANENKO Dimitri	9.200	8.900	9.300	9.637	9.062	9.587	55.686	(13)
665	MAREE Florent	8.425	8.325	9.512	9.575	9.200	9.712	54.749	(27)
	Total	35.286 (15)	37.012 (7)	37.411 (9)	37.937 (7)	36.886 (9)	38.361 (2)	222.893	
8	UKR - Ukraine								
920	BERESH Olexander	8.900	9.375	8.162	9.587	8.550	9.325	53.899	(40)
921	GONCHAROV Valeri		8.712			9.512	9.550	27.774	(282)
922	MYEZYENTSEV Ruslan	8.900	9.062	9.550	9.425	8.925	8.912	54.774	(25)
923	SVITLICHNI Olexander	8.987	9.175	9.300	9.287	8.862	9.050	54.661	(30)
924	VIALTSEV Sergei	8.950		9.625	9.550			28.125	(277)
925	ZOZULIA Roman	9.512	8.450	9.675	9.600	9.575	8.950	55.762	(12)
	Total	36.349 (7)	36.324 (10)	38.150 (5)	38.162 (4)	36.874 (10)	36.875 (12)	222.734	







RESULTS
Men's Qualifications - Team

SUN 17 AUG 2003 - 16:00

Rank	NOC Bib Name							Total	Ind. Rank
9	CAN - Canada								
567	SHEWFELT Kyle	9.687		8.400	9.762		9.287	37.136	(228)
568	GOLDING Grant	9.325	7.675	9.575	9.400	8.987		44.962	(182)
569	IKEDA Ken	8.462	9.412		9.400	9.012	8.787	45.073	(181)
570	IKEDA Richard		8.862	8.712		8.725	8.350	34.649	(248)
571	JELTKOV Alexander	9.325	8.737	8.487	9.475	9.325	9.650	54.999	(21)
572	KIKUCHI David	8.587	9.362	9.437	9.275	9.012	9.012	54.685	(28)
Total		36.924 (4)	36.373 (9)	36.211 (24)	38.037 (5)	36.336 (17)	36.736 (13)	220.617	
10	ESP - Spain								
642	COMBARROS Oriol	8.712	8.350	9.400	9.375			35.837	(238)
643	BARRENECHEA A.	9.300		8.825	9.125	8.937	8.962	45.149	(179)
644	CANO Victor	9.287	9.362	9.562	9.100	8.775	9.112	55.198	(20)
645	CARBALLO Jesus		9.050			9.175	9.587	27.812	(280)
647	MARTINEZ Rafael	9.325	9.050	9.250	9.425	9.462	9.025	55.537	(15)
648	VIVO Andreu	0.000	8.325	8.937	8.975	9.562	8.675	44.474	(190)
Total		36.624 (5)	35.812 (15)	37.149 (11)	37.025 (28)	37.136 (7)	36.686 (14)	220.432	
11	ITA - Italy								
728	MORANDI Matteo	8.737	8.475	9.712	9.437	7.800	8.750	52.911	(59)
729	ANGIOLETTI Matteo	8.662		9.637	9.375		7.725	35.399	(243)
730	BUSNARI Alberto	8.550	9.337			9.337	9.575	36.799	(232)
731	CASSINA Igor		9.075	9.025	9.225	8.637	9.687	45.649	(173)
732	COPPOLINO Andrea	8.925	8.650	9.750	8.712	8.437		44.474	(189)
734	POZZO Enrico	9.387	8.325	8.275	9.325	8.975	9.462	53.749	(44)
Total		35.711 (12)	35.537 (18)	38.124 (6)	37.362 (20)	35.386 (20)	37.474 (6)	219.594	
12	GER - Germany								
679	ANDERGASSEN Thomas		9.462	9.450		9.312		28.224	(276)
680	BERCZES Christian	8.400	8.525	9.637	9.537	8.050	8.700	52.849	(60)
681	HAMBUECHEN Fabian	9.037			9.337	9.437	8.450	36.261	(236)
682	KWIATKOWSKI Sven	9.112	8.800	8.862	9.500	9.337	8.725	54.336	(33)
683	ZAPF Stephan	8.100	9.350	9.625	9.300		8.725	45.100	(180)
684	ZIESMER Ronny	8.875	8.300	9.612	9.425	8.375	8.837	53.424	(49)
Total		35.424 (13)	36.137 (11)	38.324 (4)	37.799 (10)	36.461 (15)	34.987 (24)	219.132	







RESULTS
Men's Qualifications - Team

SUN 17 AUG 2003 - 16:00

Rank	NOC Bib Name							Total	Ind. Rank
13	BLR - Belarus								
543	IVANKOV Ivan		9.637	9.637	9.500	9.112	9.675	47.561	(154)
544	KASPAROVICH Dimitri	7.950				9.312	8.812	26.074	(292)
545	KRUZHYLOV Alexander	9.000	8.750	8.437	9.387	8.575	8.937	53.086	(53)
546	SAVENKOV Denis	9.150	9.450	8.662	9.450	9.250	9.575	55.537	(14)
547	SAVITSKI Dimitri	8.075	8.725	9.300	9.337		9.175	44.612	(188)
548	SINKEVICH Alexei		9.350			9.012		18.362	(306)
	Total	34.175 (27)	37.187 (4)	36.036 (27)	37.674 (13)	36.686 (13)	37.362 (8)	219.120	
14	SUI - Switzerland								
883	BACHMANN Kevin	8.300		9.400	8.925			26.625	(289)
884	BOESCHENSTEIN Niki	8.662	8.175	8.800	9.525	9.350	8.612	53.124	(52)
885	SAGER Roger	8.375	9.150	8.225	9.450	8.900	9.475	53.575	(46)
886	SCHAERER Christoph		9.500			8.862	9.450	27.812	(281)
887	SCHWEIZER Andreas	8.450	8.950	9.675	9.350	9.162	9.237	54.824	(22)
888	SCHWEIZER Roman	7.750	6.150	9.250	9.600	9.287	9.262	51.299	(98)
	Total	33.787 (31)	35.775 (16)	37.125 (12)	37.925 (9)	36.699 (12)	37.424 (7)	218.735	
15	CUB - Cuba								
603	BRITO FERRER Michel	7.575	7.225	9.412	9.325	9.162	8.125	50.824	(112)
604	DRIGGS SANTOS Abel		8.725	9.487	9.625	9.225		37.062	(230)
605	LAMELAS RAMIREZ L.	8.425	9.012	9.512	9.350	8.750	9.212	54.261	(34)
606	LEON TAMAYO Charles	7.175	8.900	9.475	9.362	9.412	8.600	52.924	(56)
607	LOPEZ RIOS Eric	8.312	9.025	9.562	9.600	9.612	9.337	55.448	(16)
608	MENDOZA VICET Y.	9.200					6.700	15.900	(312)
	Total	33.512 (37)	35.662 (17)	38.036 (7)	37.937 (7)	37.411 (5)	35.274 (22)	217.832	
16	LAT - Latvia								
760	GORBUNOV Ivan	9.125	8.950	8.662	9.262	8.637		44.636	(187)
761	REVELINSH Erik	8.587	9.425	9.562	9.237	7.500	8.650	52.961	(55)
762	SAPRONENKO Evgeni	9.037	9.212	9.362	9.162	8.200	8.975	53.948	(38)
763	SHNIKERS Vitali	8.437	9.262			9.037	8.962	35.698	(241)
764	VIHROVS Igors	9.525	8.875	8.875	9.412	8.775	9.012	54.474	(31)
765	ZBICKIS Denis			8.850	8.900		8.650	26.400	(290)
	Total	36.274 (8)	36.849 (8)	36.649 (18)	37.073 (27)	34.649 (29)	35.599 (18)	217.093	







RESULTS
Men's Qualifications - Team

SUN 17 AUG 2003 - 16:00

Rank	NOC Bib Name							Total	Ind. Rank
17	PRK - People's Rep. of Korea								
829	JO Jong Chol	9.262	8.850	9.337	9.387	9.237		46.073	(165)
830	JONG Kwang Yop	8.787		9.375	9.187	9.375	8.475	45.199	(177)
831	JONG U Chol	8.350	8.237	8.712	9.375	9.600	8.300	52.574	(67)
832	KIM Hyon Il		8.550	9.562	9.387	9.050	7.900	44.449	(192)
833	KIM Jong Ryong	7.750	8.975			8.362	9.175	34.262	(251)
834	RI Myong Chol	8.750	8.800	8.012	9.350		8.887	43.799	(198)
	Total	35.149 (16)	35.175 (23)	36.986 (14)	37.499 (17)	37.262 (6)	34.837 (25)	216.908	
18	BUL - Bulgaria								
559	GIZDOV Kiril		8.325	8.987		8.200		25.512	(296)
560	DIMITROV Dimitar	8.950	8.925	8.675	9.150			35.700	(240)
561	YANEV Filip	8.112		8.237	9.450	8.425	9.012	43.236	(202)
563	JOVTCHEV Jordan	9.600	8.800	9.800	9.400	9.387	8.837	55.824	(11)
564	LIPSKI Andrei	9.025	8.625		9.187	9.187	8.750	44.774	(183)
565	STEFANOV Radoslav	9.412	8.900	7.975	9.287	8.175	8.812	52.561	(69)
	Total	36.987 (3)	35.250 (21)	35.699 (28)	37.324 (22)	35.199 (22)	35.411 (21)	215.870	
19	BRA - Brazil								
552	CAMARGO Vitor		8.500	9.175	9.375		8.512	35.562	(242)
553	CONCEICAO Michel	9.075		9.550	9.450	8.650	8.962	45.687	(172)
554	HYPOLITO Diego	9.550	8.200	8.325	9.662	8.375		44.112	(196)
555	NOGUEIRA Danilo	8.450	8.150	9.475	9.300	9.187	8.887	53.449	(48)
556	RODRIGUES Mosiah	8.525	9.300	8.450	9.300	8.575	9.475	53.625	(45)
557	ROSA Victor	8.625	8.175			7.950	8.912	33.662	(255)
	Total	35.775 (10)	34.175 (28)	36.650 (17)	37.787 (11)	34.787 (25)	36.236 (15)	215.410	
20	KAZ - Kazakhstan								
745	AUTALIBOV Sain	8.175		8.475	9.112			25.762	(294)
746	GORBACHEV Stepan	8.450	9.175	8.675	9.325	9.100	9.050	53.775	(43)
747	KURBANBAYEV Timur	8.300	8.400	9.600	9.400	8.000	8.187	51.887	(79)
748	SUGRALIYEV Ruslan		8.700			8.225	8.712	25.637	(295)
749	VALYEEV Ildar	8.612	8.875	8.975	8.800	9.237	8.175	52.674	(64)
750	YERIMBETOV Yernar	9.225	9.312	9.237	9.600	9.425	8.000	54.799	(23)
	Total	34.587 (20)	36.062 (12)	36.487 (20)	37.437 (18)	35.987 (18)	34.124 (32)	214.684	







RESULTS
Men's Qualifications - Team

SUN 17 AUG 2003 - 16:00

Rank	NOC Bib Name							Total	Ind. Rank
21	HUN - Hungary								
699	DETROI Zoltan	8.987	8.075	8.375	8.825	8.800	8.675	51.737	(86)
700	FEKETE Levente	8.037	9.275	9.537		8.775	8.600	44.224	(194)
701	GAL Robert	9.537	8.875	8.862	9.600	9.125	8.187	54.186	(36)
702	KIRALY Roland	7.950		9.412	9.387		7.787	34.536	(250)
703	LORIK Attila		8.912	8.625	8.987	9.287	8.825	44.636	(186)
704	TAKACS Arpad	8.150	7.950		9.325	9.225		34.650	(246)
Total		34.711 (19)	35.137 (24)	36.436 (21)	37.299 (23)	36.437 (16)	34.287 (30)	213.307	
22	AUS - Australia								
523	BARTLETT Ian	8.162	7.850		9.275	8.875	9.412	43.574	(200)
524	CARROLL John	8.012	8.025	9.425	9.475	8.762	9.025	52.724	(63)
525	JEFFERIS Joshua	8.325	8.050	9.012	9.000	9.150	8.162	51.699	(87)
526	MAMIN Pavel		8.800	9.600	9.362			27.762	(283)
527	MOSS Joël	9.012		8.650		7.950	9.037	34.649	(247)
528	RIZZO Philippe	8.000	8.962	8.600	9.075	8.650	9.687	52.974	(54)
Total		33.511 (38)	33.837 (30)	36.687 (16)	37.187 (24)	35.437 (19)	37.161 (10)	213.820	
23	GBR - Great Britain								
667	FREEMAN Mark	8.400		9.600		8.400	8.662	35.062	(245)
668	BRADLEY Ryan	8.862	7.925	8.612	9.062	8.725	8.475	51.661	(88)
669	BREWER Ross	8.687	8.275	8.787	9.025	8.937	8.275	51.986	(76)
670	EATON David		8.887		8.987	8.675	9.287	35.836	(239)
671	GERRARD Darren	8.637		8.925	9.412			26.974	(287)
672	JACKSON Kanukai	7.875	9.487	9.600	9.375	8.275	7.950	52.562	(68)
Total		34.586 (21)	34.574 (26)	36.912 (15)	36.874 (31)	34.737 (28)	34.699 (27)	212.382	
24	TPE - Chinese Taipei								
903	HUANG Che Kuei	7.925	8.700		8.912	7.925	8.500	41.962	(211)
905	HUANG Yi-Hsueh	8.275	8.550	9.050	8.875	8.125	7.950	50.825	(111)
906	LAI Kuo Cheng	8.400		9.512	9.337			27.249	(286)
907	LIN Hsiang-Wei	8.575	9.350	8.650	9.312	8.675	8.237	52.799	(61)
908	LIN Yung-Hsi	8.550	8.762	9.375	9.325	8.550	8.350	52.912	(58)
909	YU Hung-Pin		9.112	9.437		8.925	9.025	36.499	(234)
Total		33.800 (30)	35.924 (13)	37.374 (10)	36.886 (30)	34.275 (33)	34.112 (33)	212.371	







RESULTS
Men's Qualifications - Team

SUN 17 AUG 2003 - 16:00

Rank	NOC Bib Name							Total	Ind. Rank
25	GRE - Greece								
686	TZAVARAS Leonidas	8.150	8.650	8.450	8.950	8.775	8.662	51.637	(89)
687	BARMPAKIS K.	8.350		8.450	9.587	9.100	8.975	44.462	(191)
689	MARAS Vlasios	8.987	8.625	8.537	9.450	9.250	9.337	54.186	(37)
690	MELISSANIDIS Ioannis	7.812	6.900		9.237		8.550	32.499	(268)
691	TAMPAKOS Dimosthenis		8.200	9.725		9.012	8.137	35.074	(244)
692	TSOLAKIDIS Vasileios	8.187	7.500	8.725	9.462	9.250		43.124	(203)
	Total	33.674 (32)	32.975 (34)	35.437 (30)	37.736 (12)	36.612 (14)	35.524 (20)	211.958	
26	PUR - Puerto Rico								
836	COLON Juan			9.425		8.237		17.662	(307)
837	LIZARDI Diego	8.837	7.300	9.512	9.025	8.600	8.975	52.249	(74)
838	RAMOS Tommy	7.637	8.075	8.162	8.550	8.775	9.237	50.436	(119)
839	RODRIGUEZ Alexander	8.387	8.962		9.450		7.350	34.149	(252)
840	RODRIGUEZ Joseph	7.037	7.300	8.525	8.350	8.375	8.300	47.887	(149)
841	VARGAS Luis	8.787	8.412	9.062	9.075	8.750	9.212	53.298	(50)
	Total	33.648 (34)	32.749 (35)	36.524 (19)	36.100 (43)	34.500 (32)	35.724 (17)	209.245	
27	FIN - Finland								
651	AALTO Sami	8.075	8.475	8.700	9.012	8.675	8.325	51.262	(99)
652	KOIVUNEN Riku	8.350	9.200	7.937	8.912	8.450	8.500	51.349	(95)
653	MIKKONEN Petja	8.412		9.000	8.962	7.625		33.999	(253)
654	MONKKONEN Jari		8.400			8.125	9.562	26.087	(291)
655	TANSKANEN Jani	8.825	9.025	8.200	8.975	8.262	9.462	52.749	(62)
656	TORKKEL Olli	0.000	8.575	9.037	0.000		7.450	25.062	(298)
	Total	33.662 (33)	35.275 (20)	34.937 (35)	35.861 (46)	33.512 (41)	35.849 (16)	209.096	
28	CZE - Czech Republic								
615	SMEJKAL Petr		7.950	8.475		7.825	8.525	32.775	(265)
616	FIRT Jiri	7.300	8.425	8.125	9.025	8.837	9.237	50.949	(107)
617	KONECNY Martin	9.075	7.200	8.837	9.412	8.962	9.000	52.486	(70)
619	REXA Daniel	7.525	8.675		9.100	7.850	8.800	41.950	(212)
620	VLK Martin	8.825	8.050	8.500	9.325	8.250	7.825	50.775	(114)
621	VYORAL David	9.287		8.675	9.312			27.274	(285)
	Total	34.712 (18)	33.100 (32)	34.487 (38)	37.149 (25)	33.899 (36)	35.562 (19)	208.909	







RESULTS
Men's Qualifications - Team

SUN 17 AUG 2003 - 16:00

Rank	NOC Bib Name							Total	Ind. Rank
29	SVK - Slovakia								
890	BENKO Alexander	8.300	8.825	8.650	9.437	8.100	8.525	51.837	(81)
891	MICHELLER Stanislav		8.150	8.312				16.462	(311)
892	MIKUS Pavol	7.200	8.187		9.262	8.525	8.012	41.186	(217)
893	NECZLI Andrei	8.400		8.887	8.900	9.125	8.037	43.349	(201)
894	PETROVIC Jan	8.125	8.375	9.450	9.375	8.500	8.062	51.887	(80)
895	PIASECKY Samuel	8.662	8.000	8.400	9.262	9.187	9.100	52.611	(65)
Total		33.487 (39)	33.537 (31)	35.387 (31)	37.336 (21)	35.337 (21)	33.724 (36)	208.808	
30	VEN - Venezuela								
938	BRICENO Carycel	8.475	9.012	8.275	9.300	8.825	7.925	51.812	(83)
939	CARMONA Regulo	7.750		9.612	9.312			26.674	(288)
940	FUENTES Fernando	7.925	8.500	7.987	9.362	7.400	7.675	48.849	(142)
941	FUENTES Jose Luis	8.162	9.025	8.712	8.900	9.000	9.387	53.186	(51)
942	PACHECO David			9.525				9.525	(318)
943	PARRA Johnny	7.550	8.750		9.012	8.175	9.150	42.637	(207)
Total		32.312 (46)	35.287 (19)	36.124 (25)	36.986 (29)	33.400 (44)	34.137 (31)	208.246	
31	MAS - Malaysia								
777	HENG Wah Mai	7.950	7.650	9.437		7.875		32.912	(264)
778	LOKE Yik-Siang	7.800	8.275	8.775	9.400	8.250	8.362	50.862	(109)
779	NG Shu Mun	8.437			8.900	7.975	8.250	33.562	(257)
780	NG Shu Wai	9.537	7.725	9.462	9.512	8.800	9.200	54.236	(35)
781	ONN Kwang Tung		8.775	6.975	8.900		8.700	33.350	(259)
782	OUI Wei Siang	8.300	7.700	8.575	9.262	7.725	8.900	50.462	(117)
Total		34.224 (25)	32.475 (36)	36.249 (23)	37.074 (26)	32.900 (47)	35.162 (23)	208.084	
32	ISR - Israel								
721	KHAMUDIS Alexander	8.525	7.325	8.100	8.550	8.150	8.662	49.312	(138)
722	GHOLUB Eduard	8.425	8.225	9.550	9.012	8.462	8.300	51.974	(77)
723	GOFMAN Pavel	9.087	9.000	9.462	9.225	9.000	9.025	54.799	(24)
725	SHAHAM Noam	8.387	6.750	8.500	9.275	8.500	8.575	49.987	(127)
726	TAL Shachar	8.025		8.600	8.962	8.212	7.987	41.786	(213)
Total		34.424 (22)	31.300 (39)	36.112 (26)	36.474 (39)	34.174 (35)	34.562 (28)	207.046	
33	POR - Portugal								
822	ALMEIDA Pedro	8.512	7.300	8.262	8.975	8.600	8.375	50.024	(126)
823	BEZUGO Filipe	9.175	8.775	8.562	9.362	9.062	8.912	53.848	(42)
824	CAMACHO Tiago	8.137	8.425	8.187	8.525	8.225	7.762	49.261	(139)
826	COUTINHO Francisco	8.537	7.425	8.700	9.075	8.150	8.325	50.212	(122)
827	VIANA Joao	8.137	8.425	8.950	8.975	8.350	8.125	50.962	(106)
Total		34.361 (23)	33.050 (33)	34.474 (39)	36.387 (41)	34.237 (34)	33.737 (34)	206.246	







RESULTS
Men's Qualifications - Team

SUN 17 AUG 2003 - 16:00

Rank	NOC Bib Name							Total	Ind. Rank
34	SWE - Sweden								
897	BOSTROM Jimmy	8.287	8.850	7.825	9.400	8.875	8.150	51.387	(93)
898	HJORTH Michael	8.025	8.600	8.325	9.200	9.175	8.300	51.625	(90)
899	PETTERSSON Anders	8.575	9.087	8.450	9.200	8.387	7.850	51.549	(91)
900	SLANVALL Bjorn	8.350	7.925	8.500	8.362	7.825	8.562	49.524	(134)
901	TAUDIEN Jerker	8.375	8.675	7.425	8.800	8.325	7.800	49.400	(135)
	Total	33.587 (35)	35.212 (22)	33.100 (44)	36.600 (37)	34.762 (26)	32.862 (42)	206.123	
35	POL - Poland								
813	NIEPIELSKI Miroslaw	8.712	6.425		8.475			23.612	(301)
814	BLANIK Leszek	8.600	7.975	9.500	9.637	8.600	8.600	52.912	(57)
815	HULBOJ Kamil		8.512	8.275		8.750	9.050	34.587	(249)
816	KULESZA Roman	6.825	7.975	8.387	9.187	9.137	8.100	49.611	(132)
817	LIS Przemyslaw	8.537		8.262	9.037	8.350	8.650	42.836	(205)
818	LOMINSKI Marcin	8.137		8.987		8.050	8.475	33.649	(256)
	Total	33.986 (28)	30.887 (43)	35.149 (33)	36.336 (42)	34.837 (24)	34.775 (26)	205.970	
36	NED - Netherlands								
797	DE KONING Mattie	7.825	6.375	8.062	8.925	8.162	6.637	45.986	(166)
798	HARDON Jeroen	8.175	7.450		9.275	8.425	8.425	41.750	(214)
799	VAN GELDER Yuri			9.675				9.675	(316)
801	WAMMES Jeffrey	9.062	7.912	8.612	9.112	8.612	9.112	52.422	(71)
802	ZONDERLAND Epke	8.575	7.875	8.150	9.000	8.400	8.787	50.787	(113)
803	ZONDERLAND Herre	8.425	7.425	8.325	9.425	8.400	8.225	50.225	(121)
	Total	34.237 (24)	30.662 (45)	34.762 (37)	36.812 (32)	33.837 (37)	34.549 (29)	204.859	
37	ARM - Armenia								
515	AVETYAN Artyom	7.500	8.600	8.400	9.062	8.975	8.125	50.662	(116)
516	CHARCHYAN Arthur	8.350	8.575	8.512	8.437	8.325	6.400	48.599	(145)
518	MERDINYAN Harutyum	8.500	8.875	8.475	8.737	8.350	8.325	51.262	(100)
519	STEPANYAN Vahag	8.537	8.612	9.062	8.837	9.100	8.450	52.598	(66)
520	ZAKARYAN Arthur	6.575		7.600	8.775	7.850	7.650	38.450	(226)
	Total	32.887 (43)	34.662 (25)	34.449 (40)	35.411 (47)	34.750 (27)	32.550 (44)	204.709	
38	MEX - Mexico								
784	MERCADO Diego	8.450			8.775			17.225	(310)
785	ALEMAN Manuel	8.625	7.925	9.437	9.325	8.475	8.037	51.824	(82)
786	GARCIA Julio	9.187	7.950	8.662	9.387	8.437	7.525	51.148	(104)
788	LOPEZ Santiago	8.662	7.562	8.087	8.975	7.825	8.237	49.348	(137)
789	SALAZAR Manuel		7.825	8.662		7.875	8.350	32.712	(266)
790	VALLE Salvador	8.575	6.100	8.050	9.025	8.200	8.525	48.475	(147)
	Total	35.049 (17)	31.262 (40)	34.848 (36)	36.712 (33)	32.987 (46)	33.149 (40)	204.007	







RESULTS
Men's Qualifications - Team

SUN 17 AUG 2003 - 16:00

Rank	NOC Bib Name							Total	Ind. Rank
39	EGY - Egypt								
633	ABDELKARIM Raouf	8.262	7.450	9.287	9.762	8.862	8.125	51.748	(85)
634	ABDELRAHMAN Karim	7.887	8.050	8.187	9.350	8.025	8.175	49.674	(130)
635	ELDARINY Walid	7.875	7.387	9.612	8.925	8.962	7.600	50.361	(120)
636	RAGAB Tamer	8.000	7.612		8.912	8.325	8.650	41.499	(215)
637	SEROUR Mohamed	8.462		7.975	9.400	8.500	8.262	42.599	(208)
638	ZAKI Morad		7.675	8.100				15.775	(313)
	Total	32.611 (44)	30.787 (44)	35.186 (32)	37.437 (18)	34.649 (29)	33.212 (39)	203.882	
40	ALG - Algeria								
501	AIT SAADA Fateh	8.575	8.225	9.512	8.537	8.562	7.925	51.336	(97)
502	FERDJANI Sid Ali	8.425	9.250	8.950	8.737	7.775	8.200	51.337	(96)
503	GUETTAF Abdel Kader			8.075	8.862		7.800	24.737	(299)
504	GUEZGOUZ Karim	7.025	7.550	7.950		8.150	8.150	38.825	(224)
505	KHIATI Mutapha	8.200	8.675		8.700	8.125		33.700	(254)
506	YAHOUIA Nouredine	8.350	7.950	8.550	8.712	8.650	8.237	50.449	(118)
	Total	33.550 (36)	34.100 (29)	35.087 (34)	35.011 (49)	33.487 (42)	32.512 (45)	203.747	
41	CRO - Croatia								
596	BREZ Marko	8.175		7.687	8.962	7.925	7.550	40.299	(220)
597	MARCEK Kris		9.300	7.850		8.000	8.162	33.312	(260)
598	MARKOVIC Tomislav	7.812	7.325	8.087	8.725	8.100	8.450	48.499	(145)
599	SELIGMAN Robert	8.250	8.975	7.100	8.750			33.075	(262)
600	SOLAR Sasa		7.875		8.450	8.400	8.325	33.050	(263)
601	UDE Filip	9.050	8.300	8.262	9.425	8.525	8.712	52.274	(73)
	Total	33.287 (40)	34.450 (27)	31.886 (48)	35.862 (45)	33.025 (45)	33.649 (37)	202.159	
41	DEN - Denmark								
623	KRAEMMER Henrik		7.475	7.100		8.075		22.650	(304)
624	AUNVIG Daniel	8.600	8.350	8.037	9.262	8.500	8.225	50.974	(105)
625	BRANDTOFT Rasmus	8.387	7.575	8.387	8.962	8.000	9.375	50.686	(115)
627	FARDAN Kasper	8.400			9.312		7.625	25.337	(297)
628	LODAHL Tue	8.825	7.500	7.950	8.550	8.200	8.137	49.162	(140)
629	VILLEKJAER NIELSEN	7.862	8.000	8.350	9.100	8.650	8.000	49.962	(128)
	Total	34.212 (26)	31.425 (38)	32.724 (47)	36.636 (36)	33.425 (43)	33.737 (34)	202.159	







RESULTS
Men's Qualifications - Team

SUN 17 AUG 2003 - 16:00

Rank	NOC Bib Name							Total	Ind. Rank
43	ARG - Argentina								
508	CHIARLO Lucas Matias		7.275		8.925	8.525	8.550	33.275	(261)
509	ERBOJO Sergio Erasmo	7.850	7.550	7.850		8.125		31.375	(270)
510	GOROSITO M.	8.387		8.162	8.987		7.950	33.486	(258)
511	MOLINARI F.	8.437	8.150	9.250	9.250	8.575	8.250	51.912	(78)
512	PASSALENTI M.	8.350	7.150	8.500	8.912	7.825	7.950	48.687	(143)
513	PEDERCINI Eric Ariel	8.712	7.550	8.475	9.350	8.450	8.375	50.912	(108)
	Total	33.886 (29)	30.525 (46)	34.387 (41)	36.512 (38)	33.675 (40)	33.125 (41)	202.110	
44	COL - Colombia								
589	BROCHERO James	8.300	8.050	7.825	9.125	7.650	7.050	48.000	(148)
590	CARVAJAL Edison	7.625	5.600	7.675	8.762	0.000	0.000	29.662	(271)
591	CASTELLANOS Deivy	7.700	6.050	6.225	8.550	7.925	7.450	43.900	(197)
592	GIRALDO Jorge Hugo	8.950	9.100	8.375	9.350	9.462	8.687	53.924	(39)
593	QUINTERO Giovanni	8.050	8.325	9.487	9.212	9.475	9.300	53.849	(41)
	Total	33.000 (42)	31.525 (37)	33.362 (42)	36.449 (40)	34.512 (31)	32.487 (46)	201.335	
45	AUT - Austria								
530	BALDAUF Marco	8.425	8.125	8.362	8.925	8.700	8.325	50.862	(110)
531	BOESCH Sébastien	7.650		7.850	8.750		8.287	32.537	(267)
532	GASTEIGER Arno	7.675	7.275	7.925	8.512	8.000	7.700	47.087	(157)
533	MAYR Marco	8.262	7.850	7.750	9.412	8.275	8.100	49.649	(131)
534	RAUSCHER Mario		7.225					7.225	(320)
535	ZIMMERMANN Thomas	8.112	7.925	8.925	9.550	8.762	8.150	51.424	(92)
	Total	32.474 (45)	31.175 (41)	33.062 (45)	36.637 (34)	33.737 (39)	32.862 (42)	199.947	
46	TUR - Turkey								
912	ALTAY Bahadir			8.475		8.800		17.275	(309)
913	BULUT Ibrahim	7.912	7.550		9.337	8.125	7.425	40.349	(219)
914	CELEN Suat	8.500	7.025	8.337	9.000	9.375	6.850	49.087	(141)
915	COSKUN Bayram Haluk	8.050	6.525	7.350	9.400	8.250	7.375	46.950	(158)
916	SAMILOGLU Umit	8.625	7.700	8.300	9.562	8.537	8.537	51.261	(101)
917	ZORBA Cumhur	7.675	7.750	8.100	9.212		7.700	40.437	(218)
	Total	33.087 (41)	30.025 (47)	33.212 (43)	37.511 (16)	34.962 (23)	31.037 (50)	199.834	
47	CYP - Cyprus								
610	ARISTOTELOUS C.	8.150	5.875	8.287	9.025	8.412	8.737	48.486	(146)
611	GEORGALLAS Irodotos	8.100	8.000	9.625	9.550	8.487	7.462	51.224	(103)
612	GEORGIOU Georgios	8.100	6.850	8.450	8.875	7.275	7.575	47.125	(156)
613	KOUSIOU Andreas	7.525	7.400	9.300	9.187	8.625	8.137	50.174	(123)
	Total	31.875 (47)	28.125 (49)	35.662 (29)	36.637 (34)	32.799 (48)	31.911 (48)	197.009	

RESULTS
Men's Qualifications - Team

SUN 17 AUG 2003 - 16:00

Rank	NOC Bib Name							Total	Ind. Rank
48	RSA - South Africa								
853	ABRAHAMS Harry		6.750	8.212			8.087	23.049	(303)
854	BOTHA Adam	8.237	7.062	8.300	8.375	8.400	7.225	47.599	(153)
855	LAUBSCHER Dewald	7.887	8.000	8.175	8.650	7.450	7.675	47.837	(152)
857	SENDER Troy	7.687	7.862		8.962	7.475		31.986	(269)
858	SWIEGERS Gerhard	7.987	8.025	8.325	8.950	8.275	8.000	49.562	(133)
859	WITBOOT Julian	7.987		8.200	9.462	8.125	8.212	41.986	(210)
Total		31.798 (48)	30.949 (42)	33.037 (46)	36.024 (44)	32.275 (50)	31.974 (47)	196.057	
49	SLO - Slovenia								
869	BERTONCELJ Saso	6.800	8.725		8.737			24.262	(300)
870	DIMIC Alen	7.950	6.700	7.550	8.900	8.025	8.275	47.400	(155)
871	LAMUT Andraz	7.850	7.400	6.250	8.450	8.100	7.850	45.900	(168)
872	PEGAN Aljaz						9.500	9.500	(319)
873	PETKOVSEK Mitja			7.650		9.650		17.300	(308)
874	SULJIC Ernes	7.837	5.375	6.125	9.000	8.025	7.775	44.137	(195)
Total		30.437 (50)	28.200 (48)	27.575 (50)	35.087 (48)	33.800 (38)	33.400 (38)	188.499	
50	ISL - Iceland								
713	ALEXANDERSSON Runar	8.450	9.537	9.350	8.912	9.425	8.712	54.386	(32)
714	KRISTJANSSON Dyri	7.712	6.700	7.250	8.500	8.175	8.150	46.487	(162)
715	SIGTHORSSON Gretar	7.687		6.400	8.787	6.725		29.599	(272)
716	SIGURDSSON Gunnar	7.250	5.200		8.475	7.475		28.400	(274)
717	THOROLFSSON A.		5.300				7.387	12.687	(315)
718	VALGEIRSSON Jonas	7.487	4.450	6.537	8.500	7.525	6.825	41.324	(216)
Total		31.336 (49)	26.737 (50)	29.537 (49)	34.699 (50)	32.600 (49)	31.074 (49)	185.983	
51	SRI - Sri Lanka								
876	ASANGA Wiraj	7.600	4.625	4.850	8.462	7.550	6.125	39.212	(223)
877	ASELA Eranga	8.012	6.500	5.975	8.912	6.425	6.625	42.449	(209)
878	EKANAYAKE Sameera	6.912	5.300	6.200	8.575	6.500	6.125	39.612	(221)
879	NADEERA Eranda	7.650	6.050	5.500	8.150	7.875	7.550	42.775	(206)
Total		30.174 (51)	22.475 (51)	22.525 (52)	34.099 (51)	28.350 (51)	26.425 (51)	164.048	
52	CHI - Chile								
575	CUBILLOS Emilio						0.000	0.000	(323)
576	FUENZALIDA Cesar	7.975	5.625	8.025	9.125	8.025	7.125	45.900	(167)
577	GONZALEZ Tomas	9.312	6.975	8.437	9.337	8.600	7.175	49.836	(129)
578	PINA Felipe	7.850	6.650	7.837	8.837	7.325	8.187	46.686	(161)
Total		25.137 (52)	19.250 (52)	24.299 (51)	27.299 (52)	23.950 (52)	22.487 (52)	142.422	