







# 2010 JO NATIONALS MEN KNOXVILLE

## Meet Results '10 Un%

### Men - 12-13

5/+/2010



Rank	Num	Name	USAG #	Gym							AA
1	101	Yul Moldauer	149789	5280	Diff: 4.900	4.600	4.800	5.800	4.400	4.500	
					Exec: 9.000	9.550	8.700	9.100	9.550	9.150	
					ND:						
					Final: <u>13.900</u>	<u>14.150</u>	<u>13.500</u>	<u>14.900</u>	<u>13.950</u>	<u>13.650</u>	<b>84.050</b>
					Place: 7T	2	8T	9	4T	2	<b>1</b>
2	370	Marvin Kimble	189310	Swiss Turners	Diff: 5.000	4.600	5.400	4.700	4.800	3.200	
					Exec: 8.800	9.600	9.150	9.900	9.500	9.200	
					ND:						
					Final: <u>13.800</u>	<b>14.200</b>	<b>14.550</b>	<u>14.600</u>	<b>14.300</b>	<u>12.400</u>	83.850
					Place: 11T	<b>1</b>	<b>1</b>	12	<b>1</b>	21T	2
3	404	Tristan Burke	200814	WOGA	Diff: 4.600	4.500	4.500	6.400	4.400	3.400	
					Exec: 7.550	9.400	9.550	9.100	9.400	8.450	
					ND:						
					Final: <u>12.150</u>	<u>13.900</u>	<u>14.050</u>	<u>15.500</u>	<u>13.800</u>	<u>11.850</u>	81.250
					Place: 248T	3	3	2	8T	52T	3
4	182	Hunter Justus	155405	Cypress Academy	Diff: 4.600	4.300	4.600	5.800	4.400	4.400	
					Exec: 9.400	9.000	8.950	9.400	9.550	6.600	
					ND:						
					Final: <u>14.000</u>	<u>13.300</u>	<u>13.550</u>	<u>15.200</u>	<u>13.950</u>	<u>11.000</u>	81.000
					Place: 4T	14T	5T	5	3T	133T	4
5	325	David Jessen	151595	RISE	Diff: 4.700	4.400	4.800	4.900	4.700	4.700	
					Exec: 9.050	7.000	8.700	9.100	9.550	9.100	
					ND:						
					Final: <u>13.750</u>	<u>11.400</u>	<u>13.500</u>	<u>14.000</u>	<u>14.250</u>	<b>13.800</b>	80.700
					Place: 13T	184T	7T	29T	2	<b>1</b>	5
6	374	Ryan Wangler	187399	TAGS South	Diff: 4.600	4.700	4.300	5.900	4.400	3.600	
					Exec: 9.250	8.750	8.300	8.500	9.300	8.800	
					ND:						
					Final: <u>13.850</u>	<u>13.450</u>	<u>12.600</u>	<u>14.400</u>	<u>13.700</u>	<u>12.400</u>	80.400
					Place: 9T	10T	35T	14	11T	22T	6
7	414	Jack Kramer	139244	Zenith	Diff: 4.700	4.400	4.600	4.600	4.100	3.600	
					Exec: 9.050	9.200	8.750	9.050	9.400	8.650	
					ND:						
					Final: <u>13.750</u>	<u>13.600</u>	<u>13.350</u>	<u>13.650</u>	<u>13.500</u>	<u>12.250</u>	80.100
					Place: 14T	6T	13T	46T	18T	31T	7
8	123	Marty Strech	133455	Azarian Gymnastics	Diff: 4.700	4.600	5.000	5.800	4.300	4.200	
					Exec: 7.800	8.400	8.850	9.450	8.600	8.300	
					ND:						
					Final: <u>12.500</u>	<u>13.000</u>	<u>13.850</u>	<u>15.250</u>	<u>12.900</u>	<u>12.500</u>	80.000
					Place: 199T	28T	4	3T	97T	16T	8
9	176	Colin Van Wicklen	149986	Cypress Academy	Diff: 5.200	3.700	4.800	6.300	4.200	4.200	
					Exec: 9.600	6.600	8.500	9.250	8.700	8.600	
					ND:						
					Final: <b>14.800</b>	<u>10.300</u>	<u>13.300</u>	<b>15.550</b>	<u>12.900</u>	<u>12.800</u>	79.650
					Place: <b>1</b>	259T	14T	<b>1</b>	96T	7	9

# 2010 JO NATIONALS MEN KNOXVILLE

## Meet Results

### Men - 12-13

5/+/2010 - 5/9/2010







Rank	Num	Name	USAG #	Gym							AA
10	392	Marcos Gatinho	188833	Universal	Diff: 4.300	4.300	4.800	4.000	4.200	4.400	
					Exec: 8.850	9.150	8.250	9.100	9.250	8.950	
					ND: .	.	.	.	.	.	
					Final: 13.150	13.450	13.050	13.100	13.450	13.350	79.550
					Place: 81T	9T	20T	108T	24T	3	10
11	345	Lukas Texeira	194272	SALTO	Diff: 4.300	3.600	4.800	4.600	3.900	3.900	
					Exec: 9.200	8.900	8.500	9.650	9.650	8.450	
					ND: .	.	.	.	.	.	
					Final: 13.500	12.500	13.300	14.250	13.550	12.350	79.450
					Place: 37T	62T	15T	18	15T	25T	11
12	401	Yaroslav Pochinka	121958	WOGA	Diff: 4.300	4.200	4.900	4.900	4.100	3.400	
					Exec: 8.950	8.500	8.650	9.400	9.400	8.700	
					ND: .	.	.	.	.	.	
					Final: 13.250	12.700	13.550	14.300	13.500	12.100	79.400
					Place: 70*	46T	6T	17	20*	39T	12
13	328	Jacob Barrus	127542	Ridgewood	Diff: 4.500	3.500	4.600	5.800	3.900	3.200	
					Exec: 9.000	9.000	8.650	9.450	8.800	8.400	
					ND: .	.	.	.	.	.	
					Final: 13.500	12.500	13.250	15.250	12.700	11.600	78.800
					Place: 39T	61T	17T	4T	131T	74T	13
14	242	Michael Burns	151948	Hocking Valley	Diff: 4.700	4.400	4.900	4.900	4.600	3.800	
					Exec: 8.500	8.900	7.100	8.700	9.250	8.950	
					ND: .	.	.	.	.	.	
					Final: 13.200	13.300	12.000	13.600	13.850	12.750	78.700
					Place: 74T	15T	78T	50T	6T	8T	14
15	296	Alex Magsam	193356	North Valley	Diff: 4.500	3.200	3.200	5.800	3.700	3.000	
					Exec: 9.300	9.250	8.700	9.350	9.550	8.900	
					ND: .	.	.	.	.	.	
					Final: 13.800	12.450	11.900	15.150	13.250	11.900	78.450
					Place: 10T	64T	83T	6	42T	49T	15
16	254	Connor Lewis	173832	Integrity	Diff: 4.400	3.800	4.400	4.900	4.100	2.500	
					Exec: 9.300	9.100	8.100	9.000	9.650	9.100	
					ND: .	.	.	.	.	.	
					Final: 13.700	12.900	12.500	13.900	13.750	11.600	78.350
					Place: 17T	33T	41T	35T	9	71T	16
17T	252	Wongsai Heur	123591	Infinite Gym	Diff: 4.400	3.500	3.300	4.000	4.100	3.200	
					Exec: 9.600	9.300	8.550	9.600	9.700	8.950	
					ND: .	.	.	.	.	.	
					Final: 14.000	12.800	11.850	13.600	13.800	12.150	78.200
					Place: 3T	39	89T	48T	7T	34T	17T
18T	294	Jacob Silvestri	109624	New Hope	Diff: 4.300	3.900	4.700	4.600	4.100	3.200	
					Exec: 9.400	8.300	7.650	9.500	9.200	9.350	
					ND: .	.	.	.	.	.	
					Final: 13.700	12.200	12.350	14.100	13.300	12.550	78.200
					Place: 15T	97T	50T	24T	38T	10T	18T

# 2010 JO NATIONALS MEN KNOXVILLE

## Meet Results

### Men - 12-13

5/6/2010 - 5/9/2010







Rank	Num	Name	USAG #	Gym							AA
19T	324	Noah Beeman	107359	Queen City	Diff: 4.500	4.300	3.900	4.900	4.100	4.100	
					Exec: 9.200	9.100	8.100	8.750	9.050	8.150	
					ND:						
					Final: 13.700	13.400	12.000	13.650	13.150	12.250	78.150
					Place: 19T	11	75T	47T	56T	32T	19T
20T	195	Seth Cannon	88606	Dynamo	Diff: 4.000	3.600	4.200	4.600	3.900	3.600	
					Exec: 9.350	8.950	8.350	9.250	9.400	8.950	
					ND:						
					Final: 13.350	12.550	12.550	13.850	13.300	12.550	78.150
					Place: 53T	55T	38T	36T	33*	12T	20T
21	311	Phillip Campos	188960	Platinum Gymnastics	Diff: 4.500	4.100	4.500	5.900	4.200	4.200	
					Exec: 8.650	7.650	7.900	8.750	8.850	8.850	
					ND:						
					Final: 13.150	11.750	12.400	14.650	13.050	13.050	78.050
					Place: 83T	154T	47T	11	69T	5	21
22	306	Favian Valdez	145180	Orlando Metro	Diff: 4.600	4.500	4.800	4.300	4.200	3.300	
					Exec: 8.950	9.100	8.250	9.100	9.300	7.550	
					ND:						
					Final: 13.550	13.600	13.050	13.400	13.500	10.850	77.950
					Place: 31T	7T	21T	64T	21T	146T	22
23	118	JJ Litster	190513	Arete	Diff: 4.400	4.300	4.500	4.600	4.300	4.100	
					Exec: 9.200	7.400	7.900	9.200	9.350	8.400	
					ND:						
					Final: 13.600	11.700	12.400	13.800	13.650	12.500	77.650
					Place: 24T	158T	48T	39T	13T	15T	23
24	130	David MacDonald	252138	Bartlett	Diff: 4.100	3.900	4.800	4.200	4.000	3.900	
					Exec: 8.600	8.650	8.650	9.100	8.850	8.850	
					ND:						
					Final: 12.700	12.550	13.450	13.300	12.850	12.750	77.600
					Place: 169T	58T	11T	81T	105T	9T	24
25	394	Jonathan Tang	71879	Upper Merion	Diff: 5.000	3.100	4.600	4.900	4.300	4.000	
					Exec: 9.400	7.700	8.200	8.900	9.100	8.300	
					ND:						
					Final: 14.400	10.800	12.800	13.800	13.400	12.300	77.500
					Place: 2	227T	26T	40T	28T	28T	25
26	109	Bobby Baker	443324	Aerial	Diff: 4.900	4.200	4.500	5.000	4.300	3.900	
					Exec: 7.050	8.850	8.000	9.200	8.950	8.550	
					ND:						
					Final: 11.950	13.050	12.500	14.200	13.250	12.450	77.400
					Place: 262	25T	42T	20T	46T	20T	26
27	393	Rafael Javellana	179074	Universal	Diff: 4.500	3.800	5.100	4.600	4.000	3.300	
					Exec: 9.050	7.700	8.400	9.000	8.850	8.900	
					ND:						
					Final: 13.550	11.500	13.500	13.600	12.850	12.200	77.200
					Place: 28T	173T	9T	49T	104T	33	27

# 2010 JO NATIONALS MEN KNOXVILLE

## Meet Results

### Men - 12-13

5/6/2010 - 5/9/2010







Rank	Num	Name	USAG #	Gym							AA
28	243	Trevor North	188656	Hocking Valley	Diff: 4.100	4.000	3.400	4.000	4.000	3.200	
					Exec: 8.700	9.150	9.300	9.100	9.100	9.100	
					ND: .	.	.	.	.	.	
					Final: 12.800	13.150	12.700	13.100	13.100	12.300	77.150
					Place: 146T	17T	27T	107T	65*	26T	28
29	316	Alex Diab	120532	Premier Downers	Diff: 4.400	3.900	4.400	5.800	4.100	3.100	
					Exec: 9.300	7.600	8.950	9.000	9.600	6.950	
					ND: .	.	.	.	.	.	
					Final: 13.700	11.500	13.350	14.800	13.700	10.050	77.100
					Place: 16T	174T	12T	10	10T	240T	29
30	397	Fabian Deluna	152610	WOGA	Diff: 3.900	4.100	4.300	5.800	4.100	3.200	
					Exec: 9.000	7.450	9.150	8.350	8.900	8.800	
					ND: .	.	.	.	.	.	
					Final: 12.900	11.550	13.450	14.150	13.000	12.000	77.050
					Place: 118T	170T	10T	23T	77T	42T	30
31T	146	Drew Burton	159444	CTC	Diff: 4.800	3.800	4.200	5.900	4.100	4.300	
					Exec: 9.100	8.250	6.800	9.200	8.400	8.000	
					ND: .	.	.	.	.	.	
					Final: 13.900	12.050	11.000	15.100	12.500	12.300	76.850
					Place: 6T	121T	222T	7T	162T	29T	31T
32T	200	Ryan Dunning	189702	Eagle Ridge	Diff: 4.300	4.100	4.100	5.800	3.500	3.800	
					Exec: 9.200	7.900	8.350	8.550	9.500	7.750	
					ND: .	.	.	.	.	.	
					Final: 13.500	12.000	12.450	14.350	13.000	11.550	76.850
					Place: 36T	127T	43T	16T	70T	81T	32T
33	189	Anton Stephenson	119000	DeVeau's School	Diff: 4.500	4.200	2.800	4.600	4.200	3.200	
					Exec: 9.200	8.800	7.850	8.900	9.650	8.750	
					ND: .	.	.	.	.	.	
					Final: 13.700	13.000	10.650	13.500	13.850	11.950	76.650
					Place: 20T	27T	259T	58*	5T	44T	33
34	110	Tanner West	188267	Alamo Gym Center	Diff: 4.300	3.900	2.800	4.000	3.600	2.400	
					Exec: 9.050	9.100	9.550	9.150	9.500	9.250	
					ND: .	.	.	.	.	.	
					Final: 13.350	13.000	12.350	13.150	13.100	11.650	76.600
					Place: 57T	26T	49T	100T	58T	62T	34
35T	260	Jalon Staggs	79081	Jill's Gymnastics	Diff: 4.700	2.800	4.000	5.900	3.500	4.200	
					Exec: 9.200	9.000	7.150	9.200	7.850	9.050	
					ND: .	.	.	.	.	.	
					Final: 13.900	11.800	11.150	15.100	11.350	13.250	76.550
					Place: 5T	146T	198T	8T	278T	4	35T
36T	396	Uriel Chartrand	116031	VSSG	Diff: 4.500	3.600	4.300	3.000	4.100	4.100	
					Exec: 9.150	7.600	8.700	9.650	9.050	8.800	
					ND: .	.	.	.	.	.	
					Final: 13.650	11.200	13.000	12.650	13.150	12.900	76.550
					Place: 21	197T	22	185T	57T	6	36T

# 2010 JO NATIONALS MEN KNOXVILLE

## Meet Results

### Men - 12-13

5/6/2010 - 5/9/2010







Rank	Num	Name	USAG #	Gym	Diff							AA
37T	304	Luke Sturm	152063	Orlando Metro	4.100	4.100	3.700	4.600	3.900	3.200		
					Exec:	8.950	9.000	8.100	8.950	9.200	8.750	
					ND:							
					Final:	13.050	13.100	11.800	13.550	13.100	11.950	76.550
					Place:	95T	22T	96T	52T	62T	46T	37T
38T	159	Davis Grooms	185258	Champion Gym Acad	4.200	4.000	3.900	4.000	3.600	2.900		
					Exec:	9.400	8.550	8.950	8.450	9.700	8.700	
					ND:							
					Final:	13.600	12.550	12.850	12.450	13.300	11.600	76.350
					Place:	22T	59T	23T	220T	32T	72T	38T
39T	384	Tristan Duran	189420	U. S. Gymnastics Dev	4.700	4.400	4.700	4.200	4.200	3.500		
					Exec:	8.450	7.950	8.000	8.950	9.100	8.200	
					ND:							
					Final:	13.150	12.350	12.700	13.150	13.300	11.700	76.350
					Place:	85T	82T	31T	102T	39T	60T	39T
40T	372	Vitaly Kan	147011	Swiss Turners	4.600	4.000	3.500	3.800	3.800	2.900		
					Exec:	8.650	9.300	8.750	8.250	9.600	9.200	
					ND:							
					Final:	13.250	13.300	12.250	12.050	13.400	12.100	76.350
					Place:	71T	13T	54	261T	25T	36T	40T
41T	375	Ryan Bergman	106661	TAGS South	4.300	4.400	4.200	4.600	4.300	3.600		
					Exec:	8.600	8.300	7.900	8.550	9.000	8.450	
					ND:							
					Final:	12.900	12.700	12.100	13.150	13.300	12.050	76.200
					Place:	128T	48T	67T	104T	40T	41	41T
42T	244	Cory McFann	172861	Hocking Valley	4.800	4.000	4.300	4.000	4.100	3.600		
					Exec:	7.750	8.600	8.550	8.600	9.400	8.500	
					ND:							
					Final:	12.550	12.600	12.850	12.600	13.500	12.100	76.200
					Place:	186T	54T	24T	199T	19*	40T	42T
43T	179	Jordan King	120617	Cypress Academy	4.200	4.400	4.700	3.800	4.100	2.800		
					Exec:	9.150	7.850	8.500	8.650	9.300	8.650	
					ND:							
					Final:	13.350	12.250	13.200	12.450	13.400	11.450	76.100
					Place:	56T	93T	18	217T	27T	86T	43T
44T	184	Peter Daggett	180831	Daggetts	4.400	3.700	4.000	3.800	3.800	3.700		
					Exec:	9.050	8.100	9.250	9.200	9.200	7.900	
					ND:							
					Final:	13.450	11.800	13.250	13.000	13.000	11.600	76.100
					Place:	47T	147T	16T	127T	75T	75T	44T
45T	227	Nathan Goff	162020	Gym World Central	4.200	3.900	3.600	4.000	4.000	3.900		
					Exec:	9.300	8.350	7.850	9.050	9.500	8.400	
					ND:							
					Final:	13.500	12.250	11.450	13.050	13.500	12.300	76.050
					Place:	33T	92T	150T	121*	17T	27T	45T

# 2010 JO NATIONALS MEN KNOXVILLE

## Meet Results

### Men - 12-13

5/6/2010 - 5/9/2010







Rank	Num	Name	USAG #	Gym							AA
46T	362	David Eurell	157941	Surgent's	Diff: 3.900	3.700	3.000	3.900	4.000	3.400	
					Exec: 8.950	7.900	9.300	9.400	9.450	9.150	
					ND: .	.	.	.	.	.	
					Final: 12.850	11.600	12.300	13.300	13.450	12.550	76.050
					Place: 131T	162T	51T	75T	22T	11T	46T
47T	135	Grant Breckenridge	151647	Buffalo Grove	Diff: 4.300	4.400	3.800	4.600	3.900	3.200	
					Exec: 8.850	8.750	7.000	8.800	9.050	9.250	
					ND: .	.	.	.	.	.	
					Final: 13.150	13.150	10.800	13.400	12.950	12.450	75.900
					Place: 80T	19T	246T	65T	81T	17T	47T
48T	347	Matthew Fukumoto	10581	SCATS	Diff: 3.900	3.900	4.400	4.000	3.900	2.700	
					Exec: 9.100	9.200	8.300	9.050	9.100	8.350	
					ND: .	.	.	.	.	.	
					Final: 13.000	13.100	12.700	13.050	13.000	11.050	75.900
					Place: 98T	21T	29T	120*	76T	126T	48T
49	315	Bailey Perez	190572	Premier Downers	Diff: 4.400	3.600	3.700	4.300	4.100	3.200	
					Exec: 9.200	8.550	7.700	9.200	9.250	8.650	
					ND: .	.	.	.	.	.	
					Final: 13.600	12.150	11.400	13.500	13.350	11.850	75.850
					Place: 23T	101T	156T	56T	30T	51T	49
50	230	Jeffrey Frantom	86281	Gymcats	Diff: 3.800	4.300	4.000	3.000	3.800	2.900	
					Exec: 9.000	9.400	8.200	9.000	9.400	9.000	
					ND: .	.	.	.	.	.	
					Final: 12.800	13.700	12.200	12.000	13.200	11.900	75.800
					Place: 139T	5	56T	264T	49T	48T	50
51	406	Thomas Mistretta	227580	West Coast	Diff: 4.400	3.100	3.500	3.800	4.000	3.100	
					Exec: 8.950	9.400	7.900	8.750	9.400	9.400	
					ND: .	.	.	.	.	.	
					Final: 13.350	12.500	11.400	12.550	13.400	12.500	75.700
					Place: 58T	60T	155T	201T	26T	13T	51
52T	398	Ryan Sheppard	78513	WOGA	Diff: 4.500	3.700	4.000	4.900	4.100	3.400	
					Exec: 9.050	6.800	7.500	9.200	9.350	9.050	
					ND: .	.	.	.	.	.	
					Final: 13.550	10.500	11.500	14.100	13.450	12.450	75.550
					Place: 29T	247T	139T	25T	23T	18T	52T
53T	211	Gagik Gharibyan	151452	GO USA	Diff: 4.300	3.900	4.500	3.900	4.100	3.600	
					Exec: 9.150	8.450	7.900	8.900	8.500	8.350	
					ND: .	.	.	.	.	.	
					Final: 13.450	12.350	12.400	12.800	12.600	11.950	75.550
					Place: 43T	81T	46T	165T	148T	47T	53T
54T	346	Jonah Urlaub	103989	SCATS	Diff: 4.500	3.900	4.200	4.000	4.100	3.200	
					Exec: 9.200	7.900	8.000	9.350	9.450	7.650	
					ND: .	.	.	.	.	.	
					Final: 13.700	11.800	12.200	13.350	13.550	10.850	75.450
					Place: 18T	148T	57*	71T	16T	145T	54T

# 2010 JO NATIONALS MEN KNOXVILLE

## Meet Results

### Men - 12-13

5/6/2010 - 5/9/2010







Rank	Num	Name	USAG #	Gym							AA
55T	312	Brandon Jacoby	215537	Platinum Gymnastics	Diff: 4.500	3.900	4.300	4.000	4.000	3.100	
					Exec: 9.350	8.550	7.200	9.000	9.100	8.450	
					ND: .	.	.	.	.	.	
					Final: 13.850	12.450	11.500	13.000	13.100	11.550	75.450
					Place: 8T	68T	141T	131T	64*	78T	55T
56	369	Josiah Eng	180127	Swiss Turners	Diff: 4.200	3.800	4.900	3.800	3.500	2.200	
					Exec: 9.100	8.300	9.400	9.250	9.250	7.700	
					ND: .	.	.	.	.	.	
					Final: 13.300	12.100	14.300	13.050	12.750	9.900	75.400
					Place: 64T	115T	2	111T	116T	254T	56
57	241	Mitchell Awisus	108260	High Sierra	Diff: 3.900	4.100	3.100	4.400	4.000	3.400	
					Exec: 8.500	7.950	9.000	9.600	8.450	8.950	
					ND: .	.	.	.	.	.	
					Final: 12.400	12.050	12.100	14.000	12.450	12.350	75.350
					Place: 212T	122T	64T	28T	171T	24T	57
58	116	Kimble Mahler	156843	Arete	Diff: 4.200	4.400	4.300	4.000	3.800	3.300	
					Exec: 9.100	8.000	7.700	9.000	9.050	8.450	
					ND: .	.	.	.	.	.	
					Final: 13.300	12.400	12.000	13.000	12.850	11.750	75.300
					Place: 66T	76T	77T	130T	102T	57T	58
59T	180	Matthew Wenske	200531	Cypress Academy	Diff: 4.400	3.800	3.900	4.000	3.500	2.500	
					Exec: 8.400	9.050	8.400	8.750	9.750	8.700	
					ND: .	.	.	.	.	.	
					Final: 12.800	12.850	12.300	12.750	13.250	11.200	75.150
					Place: 154T	38T	52T	173*	41T	110T	59T
60T	120	Bailey Chang	157386	Athletic Horizons	Diff: 3.800	3.600	4.900	4.000	4.000	3.200	
					Exec: 8.200	9.050	8.200	8.200	9.250	8.750	
					ND: .	.	.	.	.	.	
					Final: 12.000	12.650	13.100	12.200	13.250	11.950	75.150
					Place: 259T	49T	19	248T	45T	45T	60T
61	395	Roland Watson	126338	VSSG	Diff: 3.900	4.200	4.300	4.600	3.900	2.600	
					Exec: 8.950	8.300	8.500	9.100	8.900	7.800	
					ND: .	.	.	.	.	.	
					Final: 12.850	12.500	12.800	13.700	12.800	10.400	75.050
					Place: 133T	63T	25T	43T	115T	194T	61
62T	150	Andrew Zymball	124437	Cahoys	Diff: 4.300	3.900	4.300	4.900	4.000	3.300	
					Exec: 9.150	8.050	8.300	8.950	9.150	6.700	
					ND: .	.	.	.	.	.	
					Final: 13.450	11.950	12.600	13.850	13.150	10.000	75.000
					Place: 44T	131T	34T	37T	55T	245T	62T
63T	302	Josh Everitt	247504	Old Pueblo	Diff: 4.400	3.400	4.100	4.900	3.300	3.200	
					Exec: 9.100	8.200	7.800	9.300	9.350	7.950	
					ND: .	.	.	.	.	.	
					Final: 13.500	11.600	11.900	14.200	12.650	11.150	75.000
					Place: 38T	161T	87T	19T	134T	115T	63T

# 2010 JO NATIONALS MEN KNOXVILLE

## Meet Results

### Men - 12-13

5/6/2010 - 5/9/2010

Rank	Num	Name	USAG #	Gym							AA
64T	309	Colin Coates	146806	Parkettes	Diff: 4.300	4.000	4.600	3.800	4.200	3.200	
					Exec: 8.800	7.200	8.100	9.200	9.150	8.450	
					ND: .	.	.	.	.	.	
					Final: 13.100	11.200	12.700	13.000	13.350	11.650	75.000
					Place: 90T	199T	30T	128T	31T	67T	64T
65	275	Riley Ward	130141	Metropolitan	Diff: 4.900	3.600	4.100	4.000	3.900	1.700	
					Exec: 8.600	9.250	7.700	9.250	9.400	8.550	
					ND: .	.	.	.	.	.	
					Final: 13.500	12.850	11.800	13.250	13.300	10.250	74.950
					Place: 40T	35T	97T	84T	35T	210T	65
66	214	Emyre Cole	219904	Go For It USA	Diff: 4.500	3.800	2.700	5.000	4.000	3.300	
					Exec: 9.050	8.150	8.750	9.150	8.750	7.750	
					ND: .	.	.	.	.	.	
					Final: 13.550	11.950	11.450	14.150	12.750	11.050	74.900
					Place: 30T	130T	145T	22T	121T	127T	66
67	177	Jack Peachee	158689	Cypress Academy	Diff: 4.000	3.800	4.100	4.000	3.500	2.300	
					Exec: 9.150	8.600	8.400	8.650	9.400	8.950	
					ND: .	.	.	.	.	.	
					Final: 13.150	12.400	12.500	12.650	12.900	11.250	74.850
					Place: 75T	74T	40T	191T	87*	101T	67
68T	405	Cole Casanova	133977	WOGA	Diff: 4.200	4.400	4.100	4.900	4.200	2.700	
					Exec: 9.150	8.350	8.300	8.650	8.250	7.600	
					ND: .	.	.	.	.	.	
					Final: 13.350	12.750	12.400	13.550	12.450	10.300	74.800
					Place: 55T	43T	45T	54T	172T	206T	68T
69T	140	Christian Kalustian	134152	Byers Elk Grove	Diff: 4.300	3.700	2.600	3.800	3.700	3.200	
					Exec: 9.450	9.050	9.400	9.200	9.150	7.250	
					ND: .	.	.	.	.	.	
					Final: 13.750	12.750	12.000	13.000	12.850	10.450	74.800
					Place: 12T	40T	72T	122T	99T	187T	69T
70T	104	Michael Kerl	171121	5280	Diff: 4.200	4.000	3.900	4.000	3.800	3.200	
					Exec: 9.300	7.950	8.250	8.500	8.400	9.300	
					ND: .	.	.	.	.	.	
					Final: 13.500	11.950	12.150	12.500	12.200	12.500	74.800
					Place: 34T	132T	60T	213T	211*	14T	70T
71	348	Alexander Anderson	227859	SCATS	Diff: 4.300	3.900	4.000	4.000	3.500	3.100	
					Exec: 8.200	9.000	7.750	9.300	9.400	8.300	
					ND: .	.	.	.	.	.	
					Final: 12.500	12.900	11.750	13.300	12.900	11.400	74.750
					Place: 196T	34T	107T	78T	86*	95T	71
72	298	David Ganz	64684	OGA	Diff: 4.300	3.600	3.400	4.900	4.000	3.100	
					Exec: 8.950	9.250	8.000	9.650	8.150	7.350	
					ND: .	.	.	.	.	.	
					Final: 13.250	12.850	11.400	14.550	12.150	10.450	74.650
					Place: 68T	37T	154T	13	219T	186T	72









# 2010 JO NATIONALS MEN KNOXVILLE

## Meet Results

### Men - 12-13

5/6/2010 - 5/9/2010







Rank	Num	Name	USAG #	Gym							AA
73	144	Quin Malm	94935	CTC	Diff: 3.900	4.200	2.700	3.100	3.800	3.200	
					Exec: 9.100	9.250	8.300	9.500	9.000	8.500	
					ND: .	.	.	.	.	.	
					Final: 13.000	13.450	11.000	12.600	12.800	11.700	74.550
					Place: 100T	8T	216T	195T	112T	59T	73
74	422	Andrew Spitler	223723	Cobb Challengers	Diff: 4.100	4.000	2.600	4.900	3.900	2.700	
					Exec: 9.400	8.300	8.350	9.250	8.250	8.650	
					ND: .	.	.	.	.	.	
					Final: 13.500	12.300	10.950	14.150	12.150	11.350	74.400
					Place: 32T	89T	224T	21T	218T	97T	74
75T	354	Casey Branin	137638	South Coast	Diff: 4.400	4.000	3.500	4.900	4.100	3.300	
					Exec: 9.150	8.150	7.950	8.850	8.250	7.800	
					ND: .	.	.	.	.	.	
					Final: 13.550	12.150	11.450	13.750	12.350	11.100	74.350
					Place: 27T	107T	149T	41	194T	121T	75T
76T	407	Nikita Latman	119737	West Coast	Diff: 4.300	3.700	3.400	4.600	3.900	2.200	
					Exec: 9.150	8.000	8.100	8.350	9.350	9.300	
					ND: .	.	.	.	.	.	
					Final: 13.450	11.700	11.500	12.950	13.250	11.500	74.350
					Place: 45T	157T	138T	145T	44T	82T	76T
77T	378	AJ Beal	221834	Top Flight MD	Diff: 3.900	3.500	2.600	3.800	3.600	3.200	
					Exec: 9.000	8.950	8.900	8.550	9.450	8.900	
					ND: .	.	.	.	.	.	
					Final: 12.900	12.450	11.500	12.350	13.050	12.100	74.350
					Place: 120T	66T	136T	231T	67T	38T	77T
78	351	Andrew Jung	110576	San Mateo	Diff: 4.500	3.000	5.000	4.900	4.000	4.000	
					Exec: 8.500	6.600	7.450	9.450	8.700	8.150	
					ND: .	.	.	.	.	.	
					Final: 13.000	9.600	12.450	14.350	12.700	12.150	74.250
					Place: 107T	285	44T	15T	133T	35T	78
79	303	Justin Hopgood	180870	Olympia Academy	Diff: 4.200	3.600	2.700	4.100	3.700	2.300	
					Exec: 9.350	8.450	8.650	9.050	8.750	9.350	
					ND: .	.	.	.	.	.	
					Final: 13.550	12.050	11.350	13.150	12.450	11.650	74.200
					Place: 26T	119T	160T	101T	168T	61T	79
80T	155	Anthony McCallum, II	150981	Carolina	Diff: 4.300	3.600	3.200	4.600	3.800	3.100	
					Exec: 8.350	8.800	7.850	9.200	9.350	7.900	
					ND: .	.	.	.	.	.	
					Final: 12.650	12.400	11.050	13.800	13.150	11.000	74.050
					Place: 175T	71T	211T	38T	53T	131T	80T
81T	168	Michael Murray	154180	Charlotte Gym	Diff: 4.000	3.600	4.100	4.000	4.100	3.300	
					Exec: 9.050	7.950	7.750	9.200	8.850	8.150	
					ND: .	.	.	.	.	.	
					Final: 13.050	11.550	11.850	13.200	12.950	11.450	74.050
					Place: 93T	168T	93T	92T	84T	89T	81T

# 2010 JO NATIONALS MEN KNOXVILLE

## Meet Results

### Men - 12-13

5/6/2010 - 5/9/2010







Rank	Num	Name	USAG #	Gym							AA
82T	259	Harrison Plate	150786	JDR	Diff: 4.200	3.900	3.500	4.900	3.900	3.600	
					Exec: 8.800	7.700	8.500	8.550	9.400	7.050	
					ND: .	.	.	.	.	.	
					Final: 13.000	11.600	12.000	13.450	13.300	10.650	74.000
					Place: 104T	164T	74T	61	36T	170T	82T
83T	417	Steffen Haugsted	174941	Zenith	Diff: 4.000	3.800	3.500	3.800	3.800	2.400	
					Exec: 8.550	9.150	8.150	9.250	9.250	8.350	
					ND: .	.	.	.	.	.	
					Final: 12.550	12.950	11.650	13.050	13.050	10.750	74.000
					Place: 183T	29T	120T	113*	68T	156T	83T
84T	402	Hyrum Prince	206544	WOGA	Diff: 4.200	3.700	3.700	4.200	4.100	2.500	
					Exec: 8.650	8.650	8.000	9.100	8.550	8.650	
					ND: .	.	.	.	.	.	
					Final: 12.850	12.350	11.700	13.300	12.650	11.150	74.000
					Place: 134T	79T	114T	79T	139T	114T	84T
85T	178	Tanner Justus	201449	Cypress Academy	Diff: 4.000	4.000	3.600	4.000	3.500	3.200	
					Exec: 8.900	7.400	8.100	9.300	8.950	9.050	
					ND: .	.	.	.	.	.	
					Final: 12.900	11.400	11.700	13.300	12.450	12.250	74.000
					Place: 122T	183T	113T	77T	165T	30T	85T
86	111	Jared Debner	188265	Alamo Gym Center	Diff: 3.300	3.700	2.900	3.800	3.500	2.400	
					Exec: 9.150	9.400	9.200	9.100	9.500	8.000	
					ND: .	.	.	.	.	.	
					Final: 12.450	13.100	12.100	12.900	13.000	10.400	73.950
					Place: 200T	20T	63T	146T	71T	193T	86
87	240	Zeke Howald	117106	High Sierra	Diff: 4.100	4.100	2.600	3.800	4.200	2.600	
					Exec: 8.800	9.250	8.650	9.350	8.900	7.550	
					ND: .	.	.	.	.	.	
					Final: 12.900	13.350	11.250	13.150	13.100	10.150	73.900
					Place: 124T	12	179T	97T	66T	227T	87
88T	112	Emanuel Fradkin	64994	All-American NJ	Diff: 4.700	3.600	4.200	4.600	3.900	3.800	
					Exec: 7.950	7.700	8.000	8.750	8.950	7.700	
					ND: .	.	.	.	.	.	
					Final: 12.650	11.300	12.200	13.350	12.850	11.500	73.850
					Place: 176T	187T	58*	73T	103T	85T	88T
89T	305	Rogelio Vazquez	135225	Orlando Metro	Diff: 4.400	3.900	4.100	3.900	4.100	3.200	
					Exec: 8.050	7.850	7.900	9.300	8.800	8.350	
					ND: .	.	.	.	.	.	
					Final: 12.450	11.750	12.000	13.200	12.900	11.550	73.850
					Place: 209T	153T	76T	90T	95T	79T	89T
90	295	Matt Whitaker	196769	North Valley	Diff: 3.900	2.700	4.100	4.900	3.400	2.500	
					Exec: 9.150	8.100	7.700	9.050	9.800	8.500	
					ND: .	.	.	.	.	.	
					Final: 13.050	10.800	11.800	13.950	13.200	11.000	73.800
					Place: 92T	222T	98T	32T	47*	130T	90

# 2010 JO NATIONALS MEN KNOXVILLE

## Meet Results

### Men - 12-13

5/6/2010 - 5/9/2010







Rank	Num	Name	USAG #	Gym							AA
91	251	Alec Yoder	148327	Indy School	Diff: 4.100	4.500	3.500	4.600	4.100	3.600	
					Exec: 9.350	7.850	8.550	8.600	8.900	6.100	
					ND: .	.	.	.	.	.	
					Final: 13.450	12.350	12.050	13.200	13.000	9.700	73.750
					Place: 41T	83T	69T	94T	78T	266T	91
92T	246	Genki Suzuki**	213421	IA Gym Nest	Diff: 4.300	4.200	3.400	4.200	3.800	3.100	
					Exec: 9.100	6.100	8.050	9.200	9.200	9.000	
					ND: .	.	.	.	.	.	
					Final: 13.400	10.300	11.450	13.400	13.000	12.100	73.650
					Place: 50T	260T	148T	63T	74T	37T	92T
93T	229	Jared Newton	140553	Gymcats	Diff: 4.000	3.700	2.900	4.600	3.400	2.800	
					Exec: 9.300	8.900	8.200	8.800	9.000	8.050	
					ND: .	.	.	.	.	.	
					Final: 13.300	12.600	11.100	13.400	12.400	10.850	73.650
					Place: 60T	53T	201T	66T	177T	144T	93T
94T	208	Callum Hutchinson	191662	GMGC	Diff: 4.200	4.100	2.400	4.000	3.500	3.000	
					Exec: 9.200	8.000	9.100	9.150	9.200	7.750	
					ND: .	.	.	.	.	.	
					Final: 13.400	12.100	11.500	13.150	12.700	10.750	73.600
					Place: 49T	118T	132T	99T	125T	158T	94T
95T	151	Andrew Herrador	265558	Cal Sports	Diff: 4.200	3.700	2.600	4.000	3.700	2.400	
					Exec: 8.950	8.450	9.000	8.650	8.800	9.150	
					ND: .	.	.	.	.	.	
					Final: 13.150	12.150	11.600	12.650	12.500	11.550	73.600
					Place: 79T	104T	122T	190T	159T	76T	95T
96	341	Zachary Stergiades	117567	SALTO	Diff: 3.300	4.000	3.500	4.000	3.900	2.200	
					Exec: 9.450	8.700	7.850	8.700	9.350	8.600	
					ND: .	.	.	.	.	.	
					Final: 12.750	12.700	11.350	12.700	13.250	10.800	73.550
					Place: 156T	45T	162T	184T	43T	147T	96
97	114	Hunter Voegele	197959	Apex	Diff: 4.000	3.400	4.200	4.200	3.800	2.900	
					Exec: 8.700	7.800	7.850	8.950	8.900	8.800	
					ND: .	.	.	.	.	.	
					Final: 12.700	11.200	12.050	13.150	12.700	11.700	73.500
					Place: 168T	195T	71T	103T	129*	58T	97
98T	297	Evan Vacek	166481	OGA	Diff: 3.900	3.600	3.000	3.800	3.800	2.500	
					Exec: 8.950	8.800	7.900	9.150	9.300	8.700	
					ND: .	.	.	.	.	.	
					Final: 12.850	12.400	10.900	12.950	13.100	11.200	73.400
					Place: 132T	72T	230T	135T	59T	108T	98T
99T	194	Samuel Dewitt	128020	Docksiders	Diff: 4.000	4.000	3.800	3.800	3.900	2.500	
					Exec: 8.250	8.650	7.550	9.000	9.050	8.900	
					ND: .	.	.	.	.	.	
					Final: 12.250	12.650	11.350	12.800	12.950	11.400	73.400
					Place: 239T	52T	164T	164T	80T	92T	99T

# 2010 JO NATIONALS MEN KNOXVILLE

## Meet Results

### Men - 12-13

5/6/2010 - 5/9/2010







Rank	Num	Name	USAG #	Gym	Diff:							AA
100	141	Sterling Furman	154158	Byers Elk Grove	3.900	3.200	3.400	3.800	3.200	2.200		
					Exec: 8.900	8.950	8.700	8.600	9.600	8.900		
					ND:							
					Final: 12.800	12.150	12.100	12.400	12.800	11.100		73.350
					Place: 142T	99T	66T	223T	106T	116T		100
101	220	Andy Jones	182680	Gym & More	4.200	3.800	3.000	3.800	3.500	2.400		
					Exec: 8.650	8.850	8.100	9.050	9.400	8.550		
					ND:							
					Final: 12.850	12.650	11.100	12.850	12.900	10.950		73.300
					Place: 135T	50T	202T	156*	85T	135T		101
102	163	Alex Thomason	204617	Champion Gym Acad	4.300	2.600	3.700	3.800	4.200	2.600		
					Exec: 9.100	7.850	8.850	9.450	9.450	7.350		
					ND:							
					Final: 13.400	10.450	12.550	13.250	13.650	9.950		73.250
					Place: 51T	249T	37T	83T	12T	249T		102
103T	386	Andrew Brower	188534	U. S. Gymnastics Dev	4.300	4.200	4.000	4.000	3.900	2.700		
					Exec: 7.700	8.950	7.700	8.850	8.300	8.500		
					ND:							
					Final: 12.000	13.150	11.700	12.850	12.200	11.200		73.100
					Place: 261T	18T	115T	160T	214T	112T		103T
104T	198	Jon-Luc Garcia	145349	Eagle Ridge	3.900	3.300	3.400	4.000	3.400	2.900		
					Exec: 9.100	9.100	8.150	8.100	9.200	8.550		
					ND:							
					Final: 13.000	12.400	11.550	12.100	12.600	11.450		73.100
					Place: 99T	69T	128T	258T	143T	87T		104T
105	308	Jacob Light	149381	Parkettes	4.500	3.800	3.200	3.800	3.700	2.400		
					Exec: 8.650	8.900	8.700	9.200	8.000	8.200		
					ND:							
					Final: 13.150	12.700	11.900	13.000	11.700	10.600		73.050
					Place: 84T	44T	84T	126T	261T	172T		105
106T	167	Jonah Morgan	154181	Charlotte Gym	3.700	3.300	3.900	4.200	3.700	3.200		
					Exec: 9.100	7.900	7.400	9.050	9.200	8.350		
					ND:							
					Final: 12.800	11.200	11.300	13.250	12.900	11.550		73.000
					Place: 138T	193T	174T	85T	89T	80T		106T
107T	366	Michael Harris	216183	Swiss Turners	4.300	3.600	2.700	3.800	3.800	2.900		
					Exec: 8.750	8.300	8.550	8.500	9.050	8.750		
					ND:							
					Final: 13.050	11.900	11.250	12.300	12.850	11.650		73.000
					Place: 96T	136T	182T	238T	101T	65T		107T
108T	108	Michael Graft	176842	Aerial	4.000	3.900	4.100	3.800	4.100	3.200		
					Exec: 8.350	9.150	8.500	8.200	8.550	7.100		
					ND:							
					Final: 12.350	13.050	12.600	12.000	12.650	10.300		72.950
					Place: 222T	24T	33T	266T	138T	209T		108T

# 2010 JO NATIONALS MEN KNOXVILLE

## Meet Results

### Men - 12-13

5/6/2010 - 5/9/2010







Rank	Num	Name	USAG #	Gym							AA
109T	148	Trevor Uden	180169	Cahoys	Diff: 4.100	3.700	4.300	3.800	4.000	3.000	
					Exec: 8.800	8.700	7.900	7.850	9.300	7.500	
					ND: .	.	.	.	.	.	
					Final: 12.900	12.400	12.200	11.650	13.300	10.500	72.950
					Place: 125T	73T	59T	295T	37T	182T	109T
110T	274	Josh Watrous	167692	Metropolitan	Diff: 3.900	2.800	3.300	3.800	3.500	2.200	
					Exec: 8.400	8.350	8.800	9.550	9.250	9.100	
					ND: .	.	.	.	.	.	
					Final: 12.300	11.150	12.100	13.350	12.750	11.300	72.950
					Place: 227T	200T	65T	67T	117T	98T	110T
111	360	Joseph Luca	156628	Surgent's	Diff: 3.800	3.700	2.300	3.800	3.600	3.100	
					Exec: 9.400	8.600	8.750	9.050	8.150	8.650	
					ND: .	.	.	.	.	.	
					Final: 13.200	12.300	11.050	12.850	11.750	11.750	72.900
					Place: 72T	87T	206T	154T	253T	56T	111
112T	202	Mitchell Gornto	105213	Flip Force	Diff: 4.000	3.200	4.400	3.800	3.700	2.600	
					Exec: 8.450	8.350	8.200	8.650	9.450	7.950	
					ND: .	.	.	.	.	.	
					Final: 12.450	11.550	12.600	12.450	13.150	10.550	72.750
					Place: 205T	166T	36T	216T	51T	177T	112T
113T	376	Shashank Yallamraju	212545	TAGS South	Diff: 3.900	3.600	3.600	3.800	3.900	1.900	
					Exec: 8.900	8.700	8.050	8.750	8.900	8.750	
					ND: .	.	.	.	.	.	
					Final: 12.800	12.300	11.650	12.550	12.800	10.650	72.750
					Place: 143T	84T	121T	203T	114T	163T	113T
114	365	Arinn Wade	193181	Surgent's	Diff: 4.000	4.500	4.000	3.800	4.500	2.700	
					Exec: 7.350	9.350	8.600	7.750	8.400	7.600	
					ND: .	.	.	.	.	.	
					Final: 11.350	13.850	12.600	11.550	12.900	10.300	72.550
					Place: 286T	4	32T	298T	98T	207T	114
115T	138	Alexander Pong	122677	Buffalo Grove	Diff: 4.200	2.700	4.700	4.600	4.100	3.200	
					Exec: 7.700	6.150	7.600	8.900	9.500	9.150	
					ND: .	.	.	.	.	.	
					Final: 11.900	8.850	12.300	13.500	13.600	12.350	72.500
					Place: 263T	300	53T	59*	14	23T	115T
116T	349	Grant Murphy	138217	SCEGA	Diff: 4.400	3.500	3.200	4.000	3.500	2.300	
					Exec: 8.300	8.600	8.350	8.950	9.300	8.100	
					ND: .	.	.	.	.	.	
					Final: 12.700	12.100	11.550	12.950	12.800	10.400	72.500
					Place: 171T	111T	127T	143T	109T	192T	116T
117T	343	Austin Kane	127335	SALTO	Diff: 4.200	4.300	4.300	4.000	3.900	2.200	
					Exec: 8.600	8.400	6.750	9.000	8.350	8.500	
					ND: .	.	.	.	.	.	
					Final: 12.800	12.700	11.050	13.000	12.250	10.700	72.500
					Place: 148T	47T	212T	129T	204T	160T	117T

# 2010 JO NATIONALS MEN KNOXVILLE

## Meet Results

### Men - 12-13

5/6/2010 - 5/9/2010







Rank	Num	Name	USAG #	Gym							AA
118	391	Mario Lubian	261839	Universal	Diff: 4.500	3.500	3.900	3.800	3.600	3.000	
					Exec: 8.400	8.250	8.000	8.250	8.850	8.400	
					ND: .	.	.	.	.	.	
					Final: 12.900	11.750	11.900	12.050	12.450	11.400	72.450
					Place: 129T	150T	86T	260T	167T	94T	118
119T	368	Dalton Struebin	127185	Swiss Turners	Diff: 4.100	3.600	3.100	4.600	3.900	2.400	
					Exec: 9.200	8.700	6.900	7.950	9.450	8.500	
					ND: .	.	.	.	.	.	
					Final: 13.300	12.300	10.000	12.550	13.350	10.900	72.400
					Place: 62T	85T	297T	206T	29T	140T	119T
120T	183	Shaun Herzog	154360	Daggetts	Diff: 4.200	3.700	3.100	4.600	4.000	2.300	
					Exec: 9.100	6.750	8.650	9.300	8.750	7.950	
					ND: .	.	.	.	.	.	
					Final: 13.300	10.450	11.750	13.900	12.750	10.250	72.400
					Place: 65T	252T	103T	34T	120T	212T	120T
121T	139	Josh Zeal	176699	Buffalo Grove	Diff: 4.400	3.500	3.200	3.800	3.800	2.500	
					Exec: 8.550	7.650	8.600	8.850	8.550	9.000	
					ND: .	.	.	.	.	.	
					Final: 12.950	11.150	11.800	12.650	12.350	11.500	72.400
					Place: 114T	202T	95T	186T	192T	83T	121T
122T	337	Jack Hasenkopf	170875	Roswell	Diff: 4.000	3.800	3.200	3.800	3.300	2.100	
					Exec: 8.800	8.650	8.550	8.400	9.300	8.450	
					ND: .	.	.	.	.	.	
					Final: 12.800	12.450	11.750	12.200	12.600	10.550	72.350
					Place: 145T	67T	104T	242T	141T	174T	122T
123T	400	Terrance Berman	235472	WOGA	Diff: 4.400	3.600	3.500	4.000	3.700	2.600	
					Exec: 8.350	8.500	8.250	8.250	9.100	8.100	
					ND: .	.	.	.	.	.	
					Final: 12.750	12.100	11.750	12.250	12.800	10.700	72.350
					Place: 163T	113T	106T	240T	110T	161T	123T
124T	215	Bryce McEachern	99349	Go For It USA	Diff: 4.400	3.400	3.400	4.900	3.800	2.700	
					Exec: 8.400	8.000	8.200	8.800	8.600	7.700	
					ND: .	.	.	.	.	.	
					Final: 12.800	11.400	11.600	13.700	12.400	10.400	72.300
					Place: 153T	179T	124T	45T	183T	195T	124T
125T	219	Ryan Girouard	217518	Gym & More	Diff: 4.300	3.800	2.600	3.800	3.400	2.200	
					Exec: 8.400	8.550	9.050	8.000	9.400	8.800	
					ND: .	.	.	.	.	.	
					Final: 12.700	12.350	11.650	11.800	12.800	11.000	72.300
					Place: 170T	80T	118T	282*	108T	128T	125T
126	223	Colton Bradley	198239	Gym & More	Diff: 3.900	3.800	2.800	3.000	4.100	2.500	
					Exec: 8.400	8.300	8.850	9.600	8.850	8.150	
					ND: .	.	.	.	.	.	
					Final: 12.300	12.100	11.650	12.600	12.950	10.650	72.250
					Place: 228T	117T	119T	194T	83T	167T	126

# 2010 JO NATIONALS MEN KNOXVILLE

## Meet Results

### Men - 12-13

5/6/2010 - 5/9/2010







Rank	Num	Name	USAG #	Gym							AA
127	162	John Swartout	204615	Champion Gym Acad	Diff: 4.400	2.900	2.600	4.000	3.800	2.500	
					Exec: 9.200	6.950	8.500	9.300	9.350	8.700	
					ND: .	.	.	.	.	.	
					Final: 13.600	9.850	11.100	13.300	13.150	11.200	72.200
					Place: 25T	276T	200T	76T	52T	109T	127
128T	212	Eric Klein	224569	Giguere	Diff: 4.000	2.800	3.300	4.900	3.800	2.300	
					Exec: 8.600	7.500	7.900	9.150	8.400	9.450	
					ND: .	.	.	.	.	.	
					Final: 12.600	10.300	11.200	14.050	12.200	11.750	72.100
					Place: 179T	257*	191T	27T	213T	54T	128T
129T	119	Christian Correale	160326	Artistic	Diff: 4.100	3.100	3.500	4.200	3.800	2.300	
					Exec: 9.250	8.150	7.800	9.100	8.200	8.600	
					ND: .	.	.	.	.	.	
					Final: 13.350	11.250	11.300	13.300	12.000	10.900	72.100
					Place: 54T	191T	172T	80T	232T	138T	129T
130T	338	Jake Ocon	246938	Roswell	Diff: 4.000	3.600	3.300	3.800	3.800	2.900	
					Exec: 9.000	8.450	8.150	9.050	9.100	6.900	
					ND: .	.	.	.	.	.	
					Final: 13.000	12.050	11.450	12.850	12.900	9.800	72.050
					Place: 101T	120T	147T	155*	92T	256T	130T
131T	207	Kyle Rooney	241965	GMGC	Diff: 3.900	3.200	2.400	3.800	3.600	3.000	
					Exec: 9.400	7.100	8.600	9.150	9.300	8.600	
					ND: .	.	.	.	.	.	
					Final: 13.300	10.300	11.000	12.950	12.900	11.600	72.050
					Place: 59T	258T	214T	132T	88T	73T	131T
132T	286	Derek Briggs	191122	NEAG	Diff: 3.900	3.900	3.500	3.800	3.800	2.900	
					Exec: 8.750	8.500	7.150	9.150	8.700	8.000	
					ND: .	.	.	.	.	.	
					Final: 12.650	12.400	10.650	12.950	12.500	10.900	72.050
					Place: 173T	75T	260T	137*	160T	142T	132T
133T	133	Fletcher Braunton	181116	Black Hills	Diff: 4.300	3.600	4.200	4.600	3.600	2.900	
					Exec: 8.500	7.050	6.750	9.100	8.600	8.750	
					ND: .	.	.	.	.	.	
					Final: 12.800	10.650	10.950	13.700	12.200	11.650	71.950
					Place: 150T	238T	227T	42T	209T	64T	133T
134T	307	Anthony Van Aacken	151259	Oshkosh	Diff: 4.300	3.700	2.600	4.600	3.800	2.400	
					Exec: 8.500	8.600	8.250	8.600	7.950	8.650	
					ND: .	.	.	.	.	.	
					Final: 12.800	12.300	10.850	13.200	11.750	11.050	71.950
					Place: 152T	86T	234T	93T	254T	124T	134T
135	327	Jeremy Sockwell	155355	Reflex Gym Academy	Diff: 4.400	3.600	3.800	4.200	3.900	2.400	
					Exec: 8.050	8.750	7.750	9.350	7.150	8.550	
					ND: .	.	.	.	.	.	
					Final: 12.450	12.350	11.550	13.550	11.050	10.950	71.900
					Place: 210T	77T	129T	51T	293	136T	135

# 2010 JO NATIONALS MEN KNOXVILLE

## Meet Results

### Men - 12-13

5/6/2010 - 5/9/2010

Rank	Num	Name	USAG #	Gym	Diff							AA
136	191	Kyle Stokely	64333	Desert Gymcats	Diff: 4.100	1.700	4.400	3.800	3.500	3.300		
					Exec: 9.050	7.200	8.150	9.350	8.900	8.350		
					ND:							
					Final: 13.150	8.900	12.550	13.150	12.400	11.650	71.800	
					Place: 78T	299	39T	96T	181T	68T	136	
137T	197	Austin Lober	121047	Eagle Ridge	Diff: 4.400	3.800	4.200	4.200	3.500	3.400		
					Exec: 7.700	5.850	8.500	9.300	9.200	7.700		
					ND:							
					Final: 12.100	9.650	12.700	13.500	12.700	11.100	71.750	
					Place: 254T	284T	28T	55T	126T	122T	137T	
138T	201	Cameron Lake	260733	Eagles Wings Ath	Diff: 4.000	3.600	2.800	3.900	3.700	2.200		
					Exec: 9.050	8.400	7.600	9.450	8.850	8.200		
					ND:							
					Final: 13.050	12.000	10.400	13.350	12.550	10.400	71.750	
					Place: 94T	124T	276T	68T	154T	190T	138T	
139T	228	Brandon Mills	160009	Gym-Nest	Diff: 4.000	3.800	3.600	3.800	3.900	2.500		
					Exec: 8.000	8.950	6.050	9.400	9.400	8.300		
					ND:							
					Final: 12.000	12.750	9.650	13.200	13.300	10.800	71.700	
					Place: 260T	42T	305T	87T	34*	150T	139T	
140T	387	Johnny Jacobson	158602	USA Gym World	Diff: 4.400	3.700	4.400	4.300	3.900	2.700		
					Exec: 6.550	9.200	7.300	9.650	8.200	7.400		
					ND:							
					Final: 10.950	12.900	11.700	13.950	12.100	10.100	71.700	
					Place: 302T	31T	116T	31T	227T	234T	140T	
141T	411	Steven Rochelle	104585	World Class VA	Diff: 4.700	3.800	4.400	4.600	3.800	2.900		
					Exec: 7.150	7.050	7.150	8.900	8.500	8.750		
					ND:							
					Final: 11.850	10.850	11.550	13.500	12.300	11.650	71.700	
					Place: 267T	220T	130T	57T	198T	66T	141T	
142T	381	Frankie Valentin	192826	Tri-Town	Diff: 3.600	3.500	3.300	3.800	3.500	1.900		
					Exec: 8.650	8.500	7.600	9.150	8.700	9.500		
					ND:							
					Final: 12.250	12.000	10.900	12.950	12.200	11.400	71.700	
					Place: 235T	123T	232T	136*	207T	90T	142T	
143T	264	Eric Hildenbrandt	141608	Kinetic	Diff: 3.900	3.200	2.700	3.800	3.300	2.000		
					Exec: 8.800	9.050	7.650	9.250	8.800	9.200		
					ND:							
					Final: 12.700	12.250	10.350	13.050	12.100	11.200	71.650	
					Place: 166T	90T	281T	110T	222T	104T	143T	
144T	359	Rafael Brodie	184178	Sunburst	Diff: 3.900	2.900	2.400	3.100	3.700	2.200		
					Exec: 9.200	7.900	8.950	9.600	8.650	9.150		
					ND:							
					Final: 13.100	10.800	11.350	12.700	12.350	11.350	71.650	
					Place: 87T	225T	159T	175T	190T	96T	144T	









# 2010 JO NATIONALS MEN KNOXVILLE

## Meet Results

### Men - 12-13

5/6/2010 - 5/9/2010







Rank	Num	Name	USAG #	Gym							AA
145	171	Parker Adamo	185908	Classic Gym	Diff: 3.900	3.600	3.400	4.000	3.700	2.400	
					Exec: 8.200	8.300	8.500	8.800	8.650	8.150	
					ND: .	.	.	.	.	.	
					Final: 12.100	11.900	11.900	12.800	12.350	10.550	71.600
					Place: 252T	137T	85T	166T	191T	176T	145
146	318	Ethan Sansone	225868	Premier North	Diff: 4.700	4.000	2.400	3.800	4.000	2.000	
					Exec: 7.850	8.000	8.350	9.050	9.100	8.300	
					ND: .	.	.	.	.	.	
					Final: 12.550	12.000	10.750	12.850	13.100	10.300	71.550
					Place: 185T	126T	247T	158T	63T	203T	146
147	300	Josh Havelind	167641	OGA	Diff: 4.000	3.800	3.500	3.000	3.800	2.400	
					Exec: 8.750	9.100	6.950	9.300	9.300	7.600	
					ND: .	.	.	.	.	.	
					Final: 12.750	12.900	10.450	12.300	13.100	10.000	71.500
					Place: 161T	32T	275T	234T	60T	242T	147
148	267	Kevin Howard	204437	Legends	Diff: 4.000	3.800	3.100	4.000	3.500	2.200	
					Exec: 8.300	7.950	7.950	8.850	8.900	8.900	
					ND: .	.	.	.	.	.	
					Final: 12.300	11.750	11.050	12.850	12.400	11.100	71.450
					Place: 230T	152T	210T	161T	180T	117T	148
149T	216	Chris Siebel	190963	Golden Bear	Diff: 4.100	3.900	3.500	3.000	3.800	3.200	
					Exec: 8.500	6.600	8.500	9.500	8.550	8.250	
					ND: .	.	.	.	.	.	
					Final: 12.600	10.500	12.000	12.500	12.350	11.450	71.400
					Place: 181T	248T	73T	207T	193T	88T	149T
150T	102	Cobie Brown	206878	5280	Diff: 4.500	3.200	2.700	4.000	3.800	2.200	
					Exec: 8.900	7.450	8.100	8.850	8.700	9.000	
					ND: .	.	.	.	.	.	
					Final: 13.400	10.650	10.800	12.850	12.500	11.200	71.400
					Place: 52T	235T	240T	159T	161T	106T	150T
151T	117	Jasen Snyder	182677	Arete	Diff: 4.000	4.300	3.700	3.800	4.000	2.400	
					Exec: 8.250	7.450	7.650	8.900	8.700	8.250	
					ND: .	.	.	.	.	.	
					Final: 12.250	11.750	11.350	12.700	12.700	10.650	71.400
					Place: 238T	155T	163T	176T	132T	165T	151T
152T	238	Adam Padgett-Johnson	240727	Hayden	Diff: 4.100	3.500	2.400	3.800	3.400	2.300	
					Exec: 9.050	7.900	8.300	8.850	8.850	8.950	
					ND: .	.	.	.	.	.	
					Final: 13.150	11.400	10.700	12.650	12.250	11.250	71.400
					Place: 76*	180T	254T	187T	202T	102T	152T
153	152	Alejandro Suarez	255819	Cal Sports	Diff: 4.000	3.700	3.100	4.200	3.400	3.000	
					Exec: 8.800	7.100	8.650	8.150	8.700	8.550	
					ND: .	.	.	.	.	.	
					Final: 12.800	10.800	11.750	12.350	12.100	11.550	71.350
					Place: 144T	229T	102T	233T	224T	77T	153

# 2010 JO NATIONALS MEN KNOXVILLE

## Meet Results

### Men - 12-13

5/6/2010 - 5/9/2010







Rank	Num	Name	USAG #	Gym							AA
154	170	Matthew Rusch	199540	Classic Gym	Diff: 4.100	3.600	3.400	4.000	3.600	2.500	
					Exec: 8.800	8.550	7.400	8.700	8.200	8.450	
					ND: .	.	.	.	.	.	
					Final: 12.900	12.150	10.800	12.700	11.800	10.950	71.300
					Place: 126T	102T	244T	181T	250T	137T	154
155T	335	Ryan Smith	246268	Roswell	Diff: 4.100	2.800	3.000	4.000	3.700	2.500	
					Exec: 8.900	7.650	8.900	9.200	9.300	7.200	
					ND: .	.	.	.	.	.	
					Final: 13.000	10.450	11.900	13.200	13.000	9.700	71.250
					Place: 102T	250T	82T	91T	73T	265T	155T
156T	329	Alec Krystek	119245	Roch	Diff: 4.500	2.800	2.500	4.000	3.600	2.300	
					Exec: 8.600	7.000	9.400	9.350	8.600	8.600	
					ND: .	.	.	.	.	.	
					Final: 13.100	9.800	11.900	13.350	12.200	10.900	71.250
					Place: 91T	278T	81T	69T	208T	139T	156T
157T	256	Joseph Smith	150426	Integrity	Diff: 3.800	2.900	2.400	4.000	3.700	2.500	
					Exec: 9.000	7.050	9.000	9.050	9.250	8.600	
					ND: .	.	.	.	.	.	
					Final: 12.800	9.950	11.400	13.050	12.950	11.100	71.250
					Place: 140T	270T	152T	117T	79T	119T	157T
158T	271	Tyler Dean	135423	MN Valley	Diff: 4.000	3.600	2.500	3.900	3.400	2.400	
					Exec: 8.650	8.400	8.650	9.050	8.950	7.750	
					ND: .	.	.	.	.	.	
					Final: 12.650	12.000	11.150	12.950	12.350	10.150	71.250
					Place: 174T	125T	196T	138T	188T	225T	158T
159	160	Alex Wilson	105635	Champion Gym Acad	Diff: 4.400	3.900	2.700	4.100	3.800	2.300	
					Exec: 8.750	6.950	8.550	9.000	9.000	7.750	
					ND: .	.	.	.	.	.	
					Final: 13.150	10.850	11.250	13.100	12.800	10.050	71.200
					Place: 82T	221T	181T	109T	113T	237T	159
160T	423	Alex Chu	169255	Cobb Challengers	Diff: 3.900	3.800	3.600	3.100	3.800	3.300	
					Exec: 9.500	6.200	7.600	9.700	8.950	7.700	
					ND: .	.	.	.	.	.	
					Final: 13.400	10.000	11.200	12.800	12.750	11.000	71.150
					Place: 48T	269	192T	163T	118T	132T	160T
161T	192	Nicholas Kano	102153	Diamond Elite	Diff: 4.300	3.800	4.900	4.600	4.000	2.800	
					Exec: 8.950	6.300	6.100	8.900	8.400	8.100	
					ND: .	.	.	.	.	.	
					Final: 13.250	10.100	11.000	13.500	12.400	10.900	71.150
					Place: 69*	266T	223T	60T	185T	141T	161T
162T	290	Johnathan Wang	206776	NESA	Diff: 3.900	3.000	3.700	4.000	3.700	2.000	
					Exec: 9.000	7.800	7.150	9.350	8.800	8.750	
					ND: .	.	.	.	.	.	
					Final: 12.900	10.800	10.850	13.350	12.500	10.750	71.150
					Place: 117T	226T	237T	70T	158T	153T	162T

# 2010 JO NATIONALS MEN KNOXVILLE

## Meet Results

### Men - 12-13

5/6/2010 - 5/9/2010







Rank	Num	Name	USAG #	Gym							AA
163T	105	Jordyn Lopez	160004	5280	Diff: 4.300	3.300	2.500	4.600	3.900	2.300	
					Exec: 8.200	9.150	7.200	8.600	9.050	8.000	
					ND: .	.	.	.	.	.	
					Final: 12.500	12.450	9.700	13.200	12.950	10.300	71.100
					Place: 198*	65T	302T	95T	82T	204T	163T
164T	172	Demetris Zambas	153009	Classic Gym	Diff: 3.900	3.500	2.900	4.900	3.500	2.500	
					Exec: 9.000	8.350	8.050	9.050	8.200	7.250	
					ND: .	.	.	.	.	.	
					Final: 12.900	11.850	10.950	13.950	11.700	9.750	71.100
					Place: 119T	141T	226T	33T	257T	260T	164T
165T	113	Kyle Warner	166627	Apex	Diff: 3.900	3.100	2.900	4.000	3.600	2.800	
					Exec: 8.200	8.000	8.450	8.950	8.350	8.850	
					ND: .	.	.	.	.	.	
					Final: 12.100	11.100	11.350	12.950	11.950	11.650	71.100
					Place: 251T	205T	161T	139T	238T	63T	165T
166T	121	Benton Miller	157389	Athletic Horizons	Diff: 4.000	2.900	4.300	4.000	3.300	2.300	
					Exec: 9.100	7.750	7.850	8.700	9.000	7.800	
					ND: .	.	.	.	.	.	
					Final: 13.100	10.650	12.150	12.700	12.300	10.100	71.000
					Place: 88T	234T	62T	180T	195T	231T	166T
167T	292	Tomi Nord	68124	New Hope	Diff: 3.900	2.800	4.200	3.800	3.600	2.400	
					Exec: 8.900	7.500	7.200	9.100	8.900	8.700	
					ND: .	.	.	.	.	.	
					Final: 12.800	10.300	11.400	12.900	12.500	11.100	71.000
					Place: 141T	255T	157T	148T	157T	118T	167T
168T	268	Seth Roy	181942	Legends	Diff: 4.100	3.600	3.100	4.600	3.800	3.000	
					Exec: 7.200	7.250	7.700	8.650	9.100	8.900	
					ND: .	.	.	.	.	.	
					Final: 11.300	10.850	10.800	13.250	12.900	11.900	71.000
					Place: 289T	218T	243T	86T	93T	50T	168T
169T	339	Rick Brown	198485	Roswell	Diff: 3.800	3.100	2.200	3.000	3.300	2.100	
					Exec: 8.900	8.000	9.100	9.250	8.950	9.300	
					ND: .	.	.	.	.	.	
					Final: 12.700	11.100	11.300	12.250	12.250	11.400	71.000
					Place: 165T	206T	168T	239T	201T	91T	169T
170T	344	Jack Maher	117563	SALTO	Diff: 3.500	3.100	3.600	4.000	3.200	2.200	
					Exec: 9.150	8.400	7.600	9.050	8.200	9.000	
					ND: .	.	.	.	.	.	
					Final: 12.650	11.500	11.200	13.050	11.400	11.200	71.000
					Place: 172T	171T	193T	119T	276T	105T	170T
171T	420	Ben Provost	194627	Daggetts	Diff: 3.800	2.700	2.500	3.800	2.500	2.300	
					Exec: 8.800	8.750	8.950	8.150	9.450	9.300	
					ND: .	.	.	.	.	.	
					Final: 12.600	11.450	11.450	11.950	11.950	11.600	71.000
					Place: 177T	176T	143T	269T	233T	70T	171T

# 2010 JO NATIONALS MEN KNOXVILLE

## Meet Results

### Men - 12-13

5/6/2010 - 5/9/2010







Rank	Num	Name	USAG #	Gym							AA
172T	388	Dylan Ellsworth	138700	USA Gym World	Diff: 4.200	3.800	4.300	4.600	4.200	2.700	
					Exec: 9.100	6.600	6.800	9.450	8.550	6.650	
					ND: .	.	.	.	.	.	
					Final: 13.300	10.400	11.100	14.050	12.750	9.350	70.950
					Place: 63T	253	205T	26T	123T	279T	172T
173T	358	Noah Roberson	179753	Stumpf's	Diff: 4.000	3.100	3.600	4.200	3.900	2.200	
					Exec: 8.950	6.800	8.350	8.250	9.000	8.600	
					ND: .	.	.	.	.	.	
					Final: 12.950	9.900	11.950	12.450	12.900	10.800	70.950
					Place: 111T	273T	80T	221T	94T	148T	173T
174T	253	Jonah Henson	123589	Infinite Gym	Diff: 4.100	3.500	2.900	4.700	3.600	2.500	
					Exec: 8.900	8.700	8.550	9.000	6.650	7.850	
					ND: .	.	.	.	.	.	
					Final: 13.000	12.200	11.450	13.700	10.250	10.350	70.950
					Place: 103T	95T	146T	44T	308	199T	174T
175	281	Christopher Graff	199539	Monmouth	Diff: 4.400	3.300	4.500	4.600	2.800	2.700	
					Exec: 9.050	7.200	7.000	8.750	8.850	7.750	
					ND: .	.	.	.	.	.	
					Final: 13.450	10.500	11.500	13.350	11.650	10.450	70.900
					Place: 46T	246T	142T	72T	262T	184T	175
176	122	Nathan Weston	397072	Auburn	Diff: 3.800	3.800	2.400	3.800	3.600	3.000	
					Exec: 9.300	8.450	8.100	8.900	8.250	7.450	
					ND: .	.	.	.	.	.	
					Final: 13.100	12.250	10.500	12.700	11.850	10.450	70.850
					Place: 86T	91T	270T	177T	247T	185T	176
177	284	Nate Winneg	231480	NEAG	Diff: 3.800	3.600	4.000	3.800	3.600	1.900	
					Exec: 8.450	8.150	8.150	8.900	8.100	8.300	
					ND: .	.	.	.	.	.	
					Final: 12.250	11.750	12.150	12.700	11.700	10.200	70.750
					Place: 237T	151T	61T	178T	260T	215T	177
178	164	Collyn Kellogg	171217	Champion Gym Acad	Diff: 3.900	2.900	2.700	3.800	3.200	2.200	
					Exec: 9.050	8.950	9.100	8.000	8.900	8.000	
					ND: .	.	.	.	.	.	
					Final: 12.950	11.850	11.800	11.800	12.100	10.200	70.700
					Place: 109T	140T	94T	281*	221T	221T	178
179T	323	Ben Phillips	221887	Queen City	Diff: 4.000	3.100	2.900	4.000	2.900	2.000	
					Exec: 8.900	8.550	8.150	8.850	9.200	8.050	
					ND: .	.	.	.	.	.	
					Final: 12.900	11.650	11.050	12.850	12.100	10.050	70.600
					Place: 123T	159T	209T	162T	220T	236T	179T
180T	319	Mitchell Rachuba	148037	Preston Gymnastics	Diff: 3.900	2.700	3.900	4.600	3.800	3.000	
					Exec: 8.150	7.600	7.450	8.200	8.900	8.400	
					ND: .	.	.	.	.	.	
					Final: 12.050	10.300	11.350	12.800	12.700	11.400	70.600
					Place: 258T	254T	165T	169T	127T	93T	180T

# 2010 JO NATIONALS MEN KNOXVILLE

## Meet Results

### Men - 12-13

5/6/2010 - 5/9/2010







Rank	Num	Name	USAG #	Gym							AA
181T	169	Jerome Redmond Jr	188926	Chicago Park Dist	Diff: 3.600	3.600	3.600	4.000	3.400	2.500	
					Exec: 8.750	7.100	8.250	9.400	8.250	8.150	
					ND: .	.	.	.	.	.	
					Final: 12.350	10.700	11.850	13.400	11.650	10.650	70.600
					Place: 215T	233T	90T	62T	264T	168T	181T
182T	161	Carl Marth	141763	Champion Gym Acad	Diff: 4.100	3.800	2.900	4.000	3.700	1.900	
					Exec: 8.350	7.800	9.300	8.950	8.900	6.750	
					ND: .	.	.	.	.	.	
					Final: 12.450	11.600	12.200	12.950	12.600	8.650	70.450
					Place: 206T	163T	55T	141T	147T	291T	182T
183T	262	Matthew Bunke	202156	KMC	Diff: 4.000	3.300	2.600	3.800	3.700	2.500	
					Exec: 8.600	7.800	7.200	9.200	9.450	8.300	
					ND: .	.	.	.	.	.	
					Final: 12.600	11.100	9.800	13.000	13.150	10.800	70.450
					Place: 180T	209T	299T	124*	50T	151T	183T
184T	263	Gregory Tamargo	119708	KMC	Diff: 3.800	2.800	4.100	3.800	3.500	2.200	
					Exec: 8.550	8.000	7.150	9.200	9.050	8.300	
					ND: .	.	.	.	.	.	
					Final: 12.350	10.800	11.250	13.000	12.550	10.500	70.450
					Place: 219T	224T	185T	125*	152T	179T	184T
185T	157	Isaac Weber	156401	Cascade Elite	Diff: 4.000	2.200	2.200	3.800	3.200	3.000	
					Exec: 8.900	7.650	9.300	9.300	9.200	7.650	
					ND: .	.	.	.	.	.	
					Final: 12.900	9.850	11.500	13.100	12.400	10.650	70.400
					Place: 121T	275T	131T	105T	174T	169T	185T
186T	293	DJ Corpuz	11222	New Hope	Diff: 4.200	3.100	2.900	3.800	3.600	3.200	
					Exec: 9.300	9.000	8.150	7.700	7.350	8.100	
					ND: .	.	.	.	.	.	
					Final: 13.500	12.100	11.050	11.500	10.950	11.300	70.400
					Place: 35T	109T	208T	301T	295	100T	186T
187T	310	Stuart Purdy	119734	Peninsula	Diff: 3.900	3.400	3.200	4.000	3.700	2.500	
					Exec: 8.800	8.700	7.550	8.100	8.900	7.600	
					ND: .	.	.	.	.	.	
					Final: 12.700	12.100	10.750	12.100	12.600	10.100	70.350
					Place: 167T	110T	250T	257T	146T	233T	187T
188T	383	Ryan Dayton	137381	Twistars	Diff: 4.200	3.600	3.600	4.000	4.200	3.400	
					Exec: 8.100	7.050	6.800	9.100	7.900	8.400	
					ND: .	.	.	.	.	.	
					Final: 12.300	10.650	10.400	13.100	12.100	11.800	70.350
					Place: 233T	237T	277T	106T	228T	53	188T
189T	379	Hayden Lewis	143313	Top Flight TX	Diff: 4.500	3.900	3.100	3.800	3.600	2.600	
					Exec: 7.700	7.050	8.500	9.150	8.000	8.450	
					ND: .	.	.	.	.	.	
					Final: 12.200	10.950	11.600	12.950	11.600	11.050	70.350
					Place: 243T	214T	123T	134T	266T	125T	189T

# 2010 JO NATIONALS MEN KNOXVILLE

## Meet Results

### Men - 12-13

5/6/2010 - 5/9/2010







Rank	Num	Name	USAG #	Gym	Diff							AA
190T	115	Caulder Trader	185602	Apex AllStars	3.900	3.600	2.700	3.800	3.500	3.100		
					Exec: 7.050	9.450	8.550	9.400	8.350	6.900		
					ND:							
					Final: 10.950	13.050	11.250	13.200	11.850	10.000		70.300
					Place: 300T	23T	180T	88T	246T	244T		190T
191T	136	Mark Osowski	285696	Buffalo Grove	3.800	3.300	2.300	3.000	3.200	1.900		
					Exec: 8.500	8.600	8.700	9.350	9.350	8.300		
					ND:							
					Final: 12.300	11.900	11.000	12.350	12.550	10.200		70.300
					Place: 226T	134T	213T	228T	149T	218T		191T
192T	361	Michael Grimaldi	119730	Surgent's	3.600	2.800	2.700	4.900	4.000	3.600		
					Exec: 9.250	4.900	8.850	8.400	8.400	8.850		
					ND:							
					Final: 12.850	7.700	11.550	13.300	12.400	12.450		70.250
					Place: 130T	307T	126T	82T	184T	19T		192T
193T	132	Farrell Baker	228195	Black Hills	3.800	3.600	3.900	3.800	2.400	2.200		
					Exec: 9.200	9.250	6.150	8.650	8.750	8.550		
					ND:							
					Final: 13.000	12.850	10.050	12.450	11.150	10.750		70.250
					Place: 97T	36T	294T	215T	288T	154T		193T
194T	181	Elijah Lemmons	200530	Cypress Academy	3.900	3.700	3.400	3.800	3.300	2.600		
					Exec: 9.050	7.750	7.100	8.750	8.300	8.600		
					ND:							
					Final: 12.950	11.450	10.500	12.550	11.600	11.200		70.250
					Place: 110T	178T	272T	204T	265T	111T		194T
195T	186	Dalton Byerly	151146	DeVeau's School	4.300	3.800	3.200	3.800	3.700	2.100		
					Exec: 8.200	8.350	8.650	8.800	8.600	6.700		
					ND:							
					Final: 12.500	12.150	11.850	12.600	12.300	8.800		70.200
					Place: 197*	106T	88T	197T	197T	289		195T
196T	266	Daniel Pearce	237773	Langley	3.700	2.900	2.200	3.000	3.200	2.300		
					Exec: 8.550	8.450	9.500	9.400	9.200	7.800		
					ND:							
					Final: 12.250	11.350	11.700	12.400	12.400	10.100		70.200
					Place: 236T	185T	110T	222T	175T	232T		196T
197T	416	Collin Stewart	164924	Zenith	3.800	3.600	3.000	3.800	3.400	1.900		
					Exec: 8.250	8.750	8.000	7.900	8.850	8.950		
					ND:							
					Final: 12.050	12.350	11.000	11.700	12.250	10.850		70.200
					Place: 256T	78T	220T	290T	203T	143T		197T
198	413	Tucker Haas	223148	Zenith	4.200	3.300	2.700	4.000	3.400	1.900		
					Exec: 8.300	7.350	8.600	8.800	8.900	8.700		
					ND:							
					Final: 12.500	10.650	11.300	12.800	12.300	10.600		70.150
					Place: 193T	236T	170T	167T	196T	171T		198

# 2010 JO NATIONALS MEN KNOXVILLE

## Meet Results

### Men - 12-13

5/6/2010 - 5/9/2010







Rank	Num	Name	USAG #	Gym							AA
199T	149	Austin Moss	223028	Cahoys	Diff: 3.900	3.700	2.900	4.000	3.700	2.300	
					Exec: 8.850	7.800	8.850	8.900	8.100	7.100	
					ND: .	.	.	.	.	.	
					Final: 12.750	11.500	11.750	12.900	11.800	9.400	70.100
					Place: 159T	172T	101T	152T	252T	276	199T
200T	331	Mack Lasker	126261	Rochester	Diff: 3.900	3.700	4.200	4.000	3.400	2.300	
					Exec: 8.450	7.700	7.300	8.950	9.000	7.200	
					ND: .	.	.	.	.	.	
					Final: 12.350	11.400	11.500	12.950	12.400	9.500	70.100
					Place: 221T	181T	140T	142T	178T	275T	200T
201T	103	Isaac Xiong	140973	5280	Diff: 4.200	2.900	2.500	3.800	3.800	2.300	
					Exec: 9.250	7.150	8.550	8.700	9.000	7.950	
					ND: .	.	.	.	.	.	
					Final: 13.450	10.050	11.050	12.500	12.800	10.250	70.100
					Place: 42T	267T	207T	208T	111T	213T	201T
202T	166	Riley Adams	154604	Champions AR	Diff: 4.200	3.600	2.500	4.900	3.600	2.000	
					Exec: 7.900	8.950	8.750	7.900	8.000	7.750	
					ND: .	.	.	.	.	.	
					Final: 12.100	12.550	11.250	12.800	11.600	9.750	70.050
					Place: 253T	56T	177T	170T	267T	259T	202T
203T	257	Damian Becker	134103	International	Diff: 4.000	3.200	2.700	3.800	3.200	2.400	
					Exec: 8.950	8.750	7.400	9.050	8.850	7.750	
					ND: .	.	.	.	.	.	
					Final: 12.950	11.950	10.100	12.850	12.050	10.150	70.050
					Place: 112T	128T	291T	153T	229T	226T	203T
204T	218	Alex Wittenberg	122864	Greater Buffalo	Diff: 4.200	3.800	3.900	3.800	3.700	2.400	
					Exec: 8.600	8.500	6.850	7.950	8.100	8.250	
					ND: .	.	.	.	.	.	
					Final: 12.800	12.300	10.750	11.750	11.800	10.650	70.050
					Place: 147T	88T	251T	285	251T	166T	204T
205	317	Dan Graham	181899	Premier Downers	Diff: 3.800	3.600	2.600	4.000	3.800	3.300	
					Exec: 8.550	8.350	7.600	8.000	8.900	7.500	
					ND: .	.	.	.	.	.	
					Final: 12.350	11.950	10.200	12.000	12.700	10.800	70.000
					Place: 220T	129T	287T	268T	130*	152T	205
206	131	Paul Farmer	190384	Black Hills	Diff: 3.800	3.600	3.200	3.900	3.400	2.200	
					Exec: 8.950	6.100	8.050	9.000	9.300	8.450	
					ND: .	.	.	.	.	.	
					Final: 12.750	9.700	11.250	12.900	12.700	10.650	69.950
					Place: 158T	282T	183T	149T	124T	164T	206
207T	125	John Boatman	155180	Bart Conner Gym	Diff: 3.600	3.500	2.700	3.400	3.200	1.900	
					Exec: 8.550	8.650	8.800	8.600	9.150	7.850	
					ND: .	.	.	.	.	.	
					Final: 12.150	12.150	11.500	12.000	12.350	9.750	69.900
					Place: 244T	100T	137T	265T	187T	258T	207T

# 2010 JO NATIONALS MEN KNOXVILLE

## Meet Results

### Men - 12-13

5/6/2010 - 5/9/2010

Rank	Num	Name	USAG #	Gym							AA
208T	357	Sean Rickey	148491	St. Louis Gym Centre	Diff: 4.300	3.800	3.100	4.000	3.600	2.200	
					Exec: 8.150	8.050	7.750	7.700	9.050	8.200	
					ND: .	.	.	.	.	.	
					Final: 12.450	11.850	10.850	11.700	12.650	10.400	69.900
					Place: 208T	144T	235T	293T	137T	188T	208T
209T	206	Jeremiah Lanphear	209208	GK	Diff: 4.500	3.800	2.800	3.800	3.800	2.300	
					Exec: 8.300	8.850	7.800	7.700	8.050	8.200	
					ND: .	.	.	.	.	.	
					Final: 12.800	12.650	10.600	11.500	11.850	10.500	69.900
					Place: 155T	51T	262T	300T	249T	180T	209T
210T	247	Ryan Ruckdaschel	174994	IA Gym Nest	Diff: 4.200	3.500	2.700	3.800	3.700	2.200	
					Exec: 9.100	7.550	8.300	8.400	8.750	7.650	
					ND: .	.	.	.	.	.	
					Final: 13.300	11.050	11.000	12.200	12.450	9.850	69.850
					Place: 67T	212T	217T	245T	169T	255	210T
211T	165	David Ellsworth	243615	Champion Gym Acad	Diff: 3.900	3.500	2.700	3.800	3.400	2.300	
					Exec: 8.700	7.700	7.800	8.700	9.100	8.250	
					ND: .	.	.	.	.	.	
					Final: 12.600	11.200	10.500	12.500	12.500	10.550	69.850
					Place: 178T	196T	271T	210T	156T	175T	211T
212T	134	Truman Job	179222	Buffalo Grove	Diff: 3.600	4.000	3.100	3.000	3.200	2.300	
					Exec: 8.500	9.200	6.300	9.200	9.400	8.000	
					ND: .	.	.	.	.	.	
					Final: 12.100	13.200	9.400	12.200	12.600	10.300	69.800
					Place: 249T	16	310	241T	140T	205T	212T
213T	224	Ryan Orce	20399	Gym Force	Diff: 4.000	4.100	3.700	4.100	4.200	3.100	
					Exec: 8.500	8.050	6.950	8.050	8.550	6.500	
					ND: .	.	.	.	.	.	
					Final: 12.500	12.150	10.650	12.150	12.750	9.600	69.800
					Place: 192T	108T	261T	250T	122T	269T	213T
214	261	Jacob Olds	113384	Jody's	Diff: 4.300	3.700	4.500	3.800	3.800	2.500	
					Exec: 6.150	8.400	6.850	9.200	9.100	7.450	
					ND: .	.	.	.	.	.	
					Final: 10.450	12.100	11.350	13.000	12.900	9.950	69.750
					Place: 306	114T	166T	123T	91T	248T	214
215T	145	Brady Cumming	104580	CTC	Diff: 4.000	3.400	2.500	4.000	3.500	2.700	
					Exec: 8.400	9.000	7.600	8.200	9.050	7.350	
					ND: .	.	.	.	.	.	
					Final: 12.400	12.400	10.100	12.200	12.550	10.050	69.700
					Place: 214T	70T	290T	247T	153T	239T	215T
216T	126	Kyle Casson	186441	Bartlett	Diff: 3.800	3.500	2.100	3.800	3.400	1.900	
					Exec: 8.550	6.700	9.200	9.400	9.050	8.300	
					ND: .	.	.	.	.	.	
					Final: 12.350	10.200	11.300	13.200	12.450	10.200	69.700
					Place: 218T	262T	167T	89T	163T	217T	216T









# 2010 JO NATIONALS MEN KNOXVILLE

## Meet Results

### Men - 12-13

5/6/2010 - 5/9/2010







Rank	Num	Name	USAG #	Gym							AA
217	158	Aaron Moss	180502	Cascade Elite	Diff: 4.100	3.300	2.400	3.800	3.500	2.900	
					Exec: 8.800	7.600	8.850	8.600	8.700	7.100	
					ND: .	.	.	.	.	.	
					Final: 12.900	10.900	11.250	12.400	12.200	10.000	69.650
					Place: 127T	215T	176T	224T	206T	243T	217
218	156	Sam Cittadino	202317	Cartersville Twister	Diff: 3.800	3.600	3.400	3.800	3.600	2.200	
					Exec: 9.100	7.150	7.100	9.100	8.250	8.500	
					ND: .	.	.	.	.	.	
					Final: 12.900	10.750	10.500	12.900	11.850	10.700	69.600
					Place: 116T	230	273T	147T	248T	159T	218
219T	412	Chris McCord	205892	World Class VA	Diff: 4.200	3.700	3.800	3.800	3.400	2.200	
					Exec: 8.300	7.850	8.050	7.500	9.250	7.500	
					ND: .	.	.	.	.	.	
					Final: 12.500	11.550	11.850	11.300	12.650	9.700	69.550
					Place: 194T	169T	91T	305	135T	262T	219T
220T	232	James Egelhoff	169146	Gymnastics World	Diff: 4.000	3.700	2.400	4.000	3.400	3.700	
					Exec: 7.650	7.400	8.800	8.500	8.450	7.550	
					ND: .	.	.	.	.	.	
					Final: 11.650	11.100	11.200	12.500	11.850	11.250	69.550
					Place: 275	210T	186T	212T	245T	103T	220T
221T	282	Andy Minnemeyer	177008	Montgomery County	Diff: 4.300	3.800	2.600	3.900	3.200	1.900	
					Exec: 8.500	7.500	8.050	9.000	8.500	8.200	
					ND: .	.	.	.	.	.	
					Final: 12.800	11.300	10.650	12.900	11.700	10.100	69.450
					Place: 151T	189T	258T	150T	256T	228T	221T
222T	350	Van Langjahr	134572	SCEGA	Diff: 3.800	3.300	4.100	4.000	2.600	2.000	
					Exec: 8.700	8.600	7.200	8.400	8.550	8.200	
					ND: .	.	.	.	.	.	
					Final: 12.500	11.900	11.300	12.400	11.150	10.200	69.450
					Place: 188T	133T	175T	226T	289T	219T	222T
223T	283	Ben Cooperman	214784	NEAG	Diff: 3.900	3.200	3.300	3.800	3.700	1.900	
					Exec: 8.300	7.900	8.100	8.400	8.300	8.650	
					ND: .	.	.	.	.	.	
					Final: 12.200	11.100	11.400	12.200	12.000	10.550	69.450
					Place: 241T	208T	153T	244T	231T	173T	223T
224	174	Jacob Hollingsworth	173794	Columbia	Diff: 4.400	4.100	3.700	3.800	3.300	3.100	
					Exec: 8.550	7.050	7.600	7.900	9.200	6.700	
					ND: .	.	.	.	.	.	
					Final: 12.950	11.150	11.300	11.700	12.500	9.800	69.400
					Place: 113T	203T	173T	289T	155T	257T	224
225T	326	Elijah Parsells	113063	Redwood Empire	Diff: 4.100	3.700	2.700	3.000	3.300	2.200	
					Exec: 8.350	9.050	9.050	9.600	8.250	5.950	
					ND: .	.	.	.	.	.	
					Final: 12.450	12.750	11.750	12.600	11.550	8.150	69.250
					Place: 207T	41T	100T	193T	269T	301	225T

# 2010 JO NATIONALS MEN KNOXVILLE

## Meet Results

### Men - 12-13

5/6/2010 - 5/9/2010







Rank	Num	Name	USAG #	Gym							AA
226T	222	Anthony LaTorella	180446	Gym & More	Diff: 4.300	3.100	2.600	3.000	3.900	2.500	
					Exec: 7.550	7.950	8.600	9.300	9.250	7.200	
					ND: .	.	.	.	.	.	
					Final: 11.850	11.050	11.200	12.300	13.150	9.700	69.250
					Place: 266T	211T	188T	235T	54T	264T	226T
227	203	Peyton Amick	185959	Flip Force	Diff: 4.300	3.500	3.100	3.800	3.800	3.800	
					Exec: 7.400	8.400	7.700	8.100	8.900	6.400	
					ND: .	.	.	.	.	.	
					Final: 11.700	11.900	10.800	11.900	12.700	10.200	69.200
					Place: 274T	135T	242T	275T	128T	222T	227
228T	410	Nicholas Anselmo	221121	World Class VA	Diff: 4.000	3.000	4.200	3.800	3.400	2.200	
					Exec: 8.550	7.450	7.550	7.600	9.200	8.200	
					ND: .	.	.	.	.	.	
					Final: 12.550	10.450	11.750	11.400	12.600	10.400	69.150
					Place: 182T	251T	109T	304T	145T	191T	228T
229T	236	David Allen	155448	Harpeth	Diff: 3.600	2.800	2.400	3.400	3.400	2.300	
					Exec: 8.850	8.000	9.250	8.000	8.500	8.650	
					ND: .	.	.	.	.	.	
					Final: 12.450	10.800	11.650	11.400	11.900	10.950	69.150
					Place: 202T	223T	117T	303T	242T	134T	229T
230	364	John Walsh	177546	Surgent's	Diff: 3.500	3.600	2.300	4.000	3.600	1.900	
					Exec: 8.000	8.250	8.150	8.950	8.850	8.000	
					ND: .	.	.	.	.	.	
					Final: 11.500	11.850	10.450	12.950	12.450	9.900	69.100
					Place: 280T	143T	274T	140T	166T	253T	230
231T	226	Nikki Hutchinson	252240	Gym South	Diff: 3.400	3.700	2.200	3.800	3.200	2.200	
					Exec: 9.400	7.600	8.150	8.400	8.950	8.000	
					ND: .	.	.	.	.	.	
					Final: 12.800	11.300	10.350	12.200	12.150	10.200	69.000
					Place: 137T	188T	280T	243T	215T	220T	231T
232T	127	Michael Paradise	178776	Bartlett	Diff: 3.700	3.800	2.400	3.800	3.300	2.000	
					Exec: 8.350	7.050	9.350	7.900	9.100	8.250	
					ND: .	.	.	.	.	.	
					Final: 12.050	10.850	11.750	11.700	12.400	10.250	69.000
					Place: 255T	219T	99T	292T	176T	211T	232T
233	221	Arthur Mateos	220327	Gym & More	Diff: 3.700	2.900	2.000	3.800	3.200	2.500	
					Exec: 7.400	8.350	9.400	8.300	9.150	8.250	
					ND: .	.	.	.	.	.	
					Final: 11.100	11.250	11.400	12.100	12.350	10.750	68.950
					Place: 298T	190T	151T	252T	186T	157T	233
234T	235	Matt Moscato	145244	Hanover YMCA	Diff: 3.600	3.800	2.300	3.000	3.500	2.700	
					Exec: 8.750	5.500	8.850	9.350	8.900	8.600	
					ND: .	.	.	.	.	.	
					Final: 12.350	9.300	11.150	12.350	12.400	11.300	68.850
					Place: 216T	290	194T	227T	179T	99T	234T

# 2010 JO NATIONALS MEN KNOXVILLE

## Meet Results

### Men - 12-13

5/6/2010 - 5/9/2010







Rank	Num	Name	USAG #	Gym							AA
235T	239	Ryan Rogers	256606	High Performance	Diff: 3.700	2.600	3.300	3.800	3.200	2.000	
					Exec: 7.550	8.850	7.900	8.750	9.050	8.150	
					ND: .	.	.	.	.	0.000	
					Final: 11.250	11.450	11.200	12.550	12.250	10.150	68.850
					Place: 291T	175T	190T	202T	200T	223T	235T
236	147	Camden George	208343	Cabarrus	Diff: 4.500	3.000	3.400	4.000	3.600	2.800	
					Exec: 8.450	7.050	7.400	9.150	7.550	7.900	
					ND: .	.	.	.	.	.	
					Final: 12.950	10.050	10.800	13.150	11.150	10.700	68.800
					Place: 115T	268T	245T	98T	290T	162T	236
237T	258	Brandon Ngai	201028	International	Diff: 3.900	4.000	2.800	3.800	3.300	2.100	
					Exec: 8.550	8.950	8.200	7.650	8.900	6.600	
					ND: .	.	.	.	.	.	
					Final: 12.450	12.950	11.000	11.450	12.200	8.700	68.750
					Place: 204T	30T	219T	302	205T	290	237T
238T	418	Patrick Kwong	221296	ASI Arlington	Diff: 4.100	3.700	2.800	3.900	3.400	2.200	
					Exec: 6.650	5.750	7.900	9.150	9.800	9.400	
					ND: .	.	.	.	.	.	
					Final: 10.750	9.450	10.700	13.050	13.200	11.600	68.750
					Place: 304	288T	255T	116T	48*	69T	238T
239	313	Christian Dalisay	189946	Prairie	Diff: 4.100	3.800	2.700	4.000	3.800	1.900	
					Exec: 8.200	8.300	8.200	8.450	6.750	8.450	
					ND: .	.	.	.	.	.	
					Final: 12.300	12.100	10.900	12.450	10.550	10.350	68.650
					Place: 231T	116T	229T	218T	305	197T	239
240T	356	Clayton DeGuentz	174772	St. Louis Gym Centre	Diff: 4.000	3.800	2.500	3.000	3.200	2.100	
					Exec: 8.300	8.750	8.950	9.450	8.650	5.900	
					ND: .	.	.	.	.	.	
					Final: 12.300	12.550	11.450	12.450	11.850	8.000	68.600
					Place: 229T	57T	144T	214T	243T	303	240T
241T	193	Jacob Sutcliffe	103464	Diamond Elite	Diff: 4.300	3.700	2.400	3.800	3.800	2.300	
					Exec: 7.600	7.650	9.150	7.900	8.950	7.050	
					ND: .	.	.	.	.	.	
					Final: 11.900	11.350	11.550	11.700	12.750	9.350	68.600
					Place: 264T	186T	125T	291T	119T	278T	241T
242T	175	Grant Kell	182258	Crenshaw Athletic	Diff: 4.300	4.100	3.500	4.200	2.700	2.400	
					Exec: 8.700	7.750	7.600	8.600	8.800	5.900	
					ND: .	.	.	.	.	.	
					Final: 13.000	11.850	11.100	12.800	11.500	8.300	68.550
					Place: 105T	145T	203T	168T	273T	299T	242T
243T	217	Benjamin Winkel	103758	Great Northern	Diff: 3.300	3.800	4.200	3.000	3.800	2.400	
					Exec: 8.950	7.850	6.500	9.000	9.300	6.450	
					ND: .	.	.	.	.	.	
					Final: 12.250	11.650	10.700	12.000	13.100	8.850	68.550
					Place: 234T	160T	256T	263T	61T	288	243T

# 2010 JO NATIONALS MEN KNOXVILLE

## Meet Results

### Men - 12-13

5/6/2010 - 5/9/2010







Rank	Num	Name	USAG #	Gym							AA
244T	289	Mitchell Mandozzi	188945	NEAG	Diff: 4.100	3.800	3.600	4.000	3.300	3.100	
					Exec: 8.050	8.400	7.400	8.050	7.900	6.850	
					ND: .	.	.	.	.	.	
					Final: 12.150	12.200	11.000	12.050	11.200	9.950	68.550
					Place: 247T	96T	221T	262T	287T	251T	244T
245T	273	Alex Banning	201905	Mercury	Diff: 3.900	3.600	2.700	3.800	3.500	3.000	
					Exec: 7.250	8.500	7.300	8.950	7.850	8.200	
					ND: .	.	.	.	.	.	
					Final: 11.150	12.100	10.000	12.750	11.350	11.200	68.550
					Place: 296T	112T	295T	171T	277T	113T	245T
246T	265	Yaodi Hu	115331	Lake Shore Acad	Diff: 4.400	3.800	2.300	4.000	3.700	2.700	
					Exec: 8.350	7.400	7.900	8.700	7.650	7.650	
					ND: .	.	.	.	.	.	
					Final: 12.750	11.200	10.200	12.700	11.350	10.350	68.550
					Place: 162T	198T	286T	183T	281T	201T	246T
247	380	Alexander LeBeouf	182566	Top Flight TX	Diff: 4.400	3.600	2.900	3.800	3.600	2.600	
					Exec: 8.450	5.450	8.300	8.550	8.350	8.500	
					ND: .	.	.	.	.	.	
					Final: 12.850	9.050	11.200	12.350	11.950	11.100	68.500
					Place: 136T	296T	189T	230*	237T	120T	247
248	421	Kameron Tang	185259	Daggetts	Diff: 4.100	3.000	3.600	3.800	2.900	3.300	
					Exec: 9.200	7.850	8.450	9.250	7.950	5.050	
					ND: .	.	.	.	.	.	
					Final: 13.300	10.850	12.050	13.050	10.850	8.350	68.450
					Place: 61T	217T	70T	114*	298T	296	248
249T	209	Marty Lauter	193778	GMGC	Diff: 3.800	3.900	2.300	3.900	3.200	2.100	
					Exec: 9.150	8.000	8.400	9.400	7.250	6.900	
					ND: .	.	.	.	.	.	
					Final: 12.950	11.900	10.700	13.300	10.450	9.000	68.300
					Place: 108T	139T	252T	74T	306	285	249T
250T	270	Andre Hufnagel	117955	MAC	Diff: 3.800	3.500	3.300	3.800	3.500	3.300	
					Exec: 8.050	7.400	8.400	9.050	8.200	6.000	
					ND: .	.	.	.	.	.	
					Final: 11.850	10.900	11.700	12.850	11.700	9.300	68.300
					Place: 265T	216T	112T	157T	259T	282T	250T
251T	285	Chris Galland	258511	NEAG	Diff: 3.700	3.300	3.300	4.000	3.500	1.900	
					Exec: 8.500	8.900	6.900	7.800	8.050	8.450	
					ND: .	.	.	.	.	.	
					Final: 12.200	12.200	10.200	11.800	11.550	10.350	68.300
					Place: 240T	94T	288T	284T	270T	196T	251T
252	269	Colin McCarthy	209956	Libertyville Academy	Diff: 3.900	3.000	2.400	4.000	3.700	2.400	
					Exec: 8.850	7.550	8.100	9.050	7.650	7.650	
					ND: .	.	.	.	.	.	
					Final: 12.750	10.550	10.500	13.050	11.350	10.050	68.250
					Place: 160T	242T	269T	118T	280T	238T	252

# 2010 JO NATIONALS MEN KNOXVILLE

## Meet Results

### Men - 12-13

5/6/2010 - 5/9/2010







Rank	Num	Name	USAG #	Gym							AA
253T	280	Robert Hunt	101954	Mills USA	Diff: 3.200	3.200	2.700	3.800	3.200	2.700	
					Exec: 8.250	7.750	7.300	9.250	9.200	7.650	
					ND: .	.	.	.	.	.	
					Final: 11.450	10.950	10.000	13.050	12.400	10.350	68.200
					Place: 283	213T	296T	112T	173T	200T	253T
254T	204	Alex Cook	169281	GGA Suwanee	Diff: 3.700	2.800	2.300	3.800	3.100	2.400	
					Exec: 9.050	7.500	7.900	8.500	8.550	8.600	
					ND: .	.	.	.	.	.	
					Final: 12.750	10.300	10.200	12.300	11.650	11.000	68.200
					Place: 157T	256*	285T	237T	263T	129T	254T
255	322	Stewart Spanbauer	212688	Queen City	Diff: 3.800	3.800	2.400	3.800	3.500	2.100	
					Exec: 8.300	8.350	7.150	8.150	8.900	7.850	
					ND: .	.	.	.	.	.	
					Final: 12.100	12.150	9.550	11.950	12.400	9.950	68.100
					Place: 250T	105T	307T	270T	182T	246T	255
256T	231	Kevin Rieck	186487	Gymnastics Spot	Diff: 3.900	3.000	2.700	3.800	3.200	1.900	
					Exec: 8.300	6.550	8.600	8.950	8.950	8.200	
					ND: .	.	.	.	.	.	
					Final: 12.200	9.550	11.300	12.750	12.150	10.100	68.050
					Place: 242T	286	169T	172T	216T	230T	256T
257T	363	Andrew Ghizzone	124367	Surgent's	Diff: 3.600	2.700	2.500	3.800	3.300	3.000	
					Exec: 8.700	7.200	8.500	8.800	8.850	7.100	
					ND: .	.	.	.	.	.	
					Final: 12.300	9.900	11.000	12.600	12.150	10.100	68.050
					Place: 225T	272T	215T	196T	217T	235T	257T
258	419	Luke Aldrich	181773	Daggetts	Diff: 3.800	3.000	2.500	3.800	3.200	1.400	
					Exec: 7.400	7.100	9.000	8.900	9.600	8.150	
					ND: .	.	.	.	.	.	
					Final: 11.200	10.100	11.500	12.700	12.800	9.550	67.850
					Place: 294T	265T	135T	179T	107T	270T	258
259	299	Zachary Ochenschlager	190791	OGA	Diff: 3.800	3.600	3.100	3.000	3.500	2.400	
					Exec: 7.900	7.100	7.450	8.700	8.850	8.400	
					ND: .	.	.	.	.	.	
					Final: 11.700	10.700	10.550	11.700	12.350	10.800	67.800
					Place: 273T	232T	266T	286T	189T	149T	259
260T	333	Christohper Tricard	187643	Rochester	Diff: 2.900	4.300	4.000	3.000	3.500	2.200	
					Exec: 8.400	7.450	7.750	8.800	9.050	6.200	
					ND: .	.	.	.	.	.	
					Final: 11.300	11.750	11.750	11.800	12.550	8.400	67.550
					Place: 288T	156T	108T	278T	151T	295	260T
261T	234	Jacob Maloley	221419	Gymnastiks Unlimit	Diff: 3.800	3.700	4.200	3.800	3.500	2.300	
					Exec: 7.600	8.450	6.350	9.150	8.450	6.250	
					ND: .	.	.	.	.	.	
					Final: 11.400	12.150	10.550	12.950	11.950	8.550	67.550
					Place: 284	103T	268T	133T	236T	293	261T

# 2010 JO NATIONALS MEN KNOXVILLE

## Meet Results

### Men - 12-13

5/6/2010 - 5/9/2010







Rank	Num	Name	USAG #	Gym							AA
262T	352	Jared Lorbach	110751	Scamps	Diff: 3.800	3.300	4.100	4.000	3.600	1.900	
					Exec: 8.700	7.900	6.300	8.900	6.450	8.600	
					ND: .	.	.	.	.	.	
					Final: 12.500	11.200	10.400	12.900	10.050	10.500	67.550
					Place: 189T	194T	278T	151T	310T	178T	262T
263	390	Corey Wright	218455	United Gymnastix	Diff: 4.100	2.900	2.300	4.600	3.300	3.100	
					Exec: 7.450	5.500	8.250	8.950	8.550	8.400	
					ND: .	.	.	.	.	.	
					Final: 11.550	8.400	10.550	13.550	11.850	11.500	67.400
					Place: 278	303	264T	53T	244T	84T	263
264T	355	William Zimmer	215505	St. Charles Academy	Diff: 4.300	3.300	3.500	3.800	3.900	3.100	
					Exec: 7.000	6.150	7.750	8.750	8.550	7.250	
					ND: .	.	.	.	.	.	
					Final: 11.300	9.450	11.250	12.550	12.450	10.350	67.350
					Place: 290T	287T	184T	205T	170T	202T	264T
265T	129	Jacob Wade	220053	Bartlett	Diff: 4.000	3.000	2.500	3.400	3.400	1.900	
					Exec: 6.700	8.100	8.600	8.500	9.050	8.200	
					ND: .	.	.	.	.	.	
					Final: 10.700	11.100	11.100	11.900	12.450	10.100	67.350
					Place: 305	204T	199T	274T	164T	229T	265T
266	277	Shawn Quirin	291558	Mid Michigan	Diff: 4.100	3.000	2.300	3.800	3.700	1.900	
					Exec: 9.050	6.000	9.050	8.200	8.500	7.600	
					ND: .	.	.	.	.	.	
					Final: 13.150	9.000	11.350	12.000	12.200	9.500	67.200
					Place: 77*	297T	158T	267T	210T	273T	266
267	255	Christopher Munneke	227034	Integrity	Diff: 4.300	3.000	3.900	4.000	3.400	3.600	
					Exec: 6.650	4.650	7.950	7.950	9.250	8.400	
					ND: .	.	.	.	.	.	
					Final: 10.950	7.650	11.850	11.950	12.650	12.000	67.050
					Place: 301T	308	92T	272T	136T	43T	267
268	278	Blake Martin	115819	Midwest	Diff: 4.000	2.400	2.900	3.800	3.700	2.300	
					Exec: 7.250	6.800	7.850	8.850	8.400	8.750	
					ND: .	.	.	.	.	.	
					Final: 11.250	9.200	10.750	12.650	12.100	11.050	67.000
					Place: 292T	292	249T	188T	225T	123T	268
269	205	Ben Parker	207007	GGA Suwanee	Diff: 3.500	3.000	2.300	3.400	3.200	1.400	
					Exec: 8.950	8.450	8.400	8.400	9.050	6.850	
					ND: .	.	.	.	.	.	
					Final: 12.450	11.450	10.700	11.800	12.250	8.250	66.900
					Place: 201T	177T	253T	279T	199T	300	269
270	210	Philip Glynn	207699	GMGC	Diff: 4.000	4.100	2.500	3.000	3.700	1.900	
					Exec: 8.500	6.500	8.350	8.700	7.850	7.750	
					ND: .	.	.	.	.	.	
					Final: 12.500	10.600	10.850	11.700	11.550	9.650	66.850
					Place: 191T	239T	233T	288T	271T	267	270

# 2010 JO NATIONALS MEN KNOXVILLE

## Meet Results

### Men - 12-13

5/6/2010 - 5/9/2010







Rank	Num	Name	USAG #	Gym							AA
271T	332	Grant McConnaughey	124691	Rochester	Diff: 3.000	3.000	3.500	4.000	3.400	1.900	
					Exec: 8.500	7.500	7.600	8.700	7.500	8.100	
					ND: .	.	.	.	.	.	
					Final: 11.500	10.500	11.100	12.700	10.900	10.000	66.700
					Place: 279T	244T	204T	182T	296T	241T	271T
272T	225	Stewart Mancano	216568	Gym Quest	Diff: 3.000	3.100	3.900	3.000	3.500	2.800	
					Exec: 8.800	7.400	6.650	9.600	7.500	7.450	
					ND: .	.	.	.	.	.	
					Final: 11.800	10.500	10.550	12.600	11.000	10.250	66.700
					Place: 268T	245T	267T	192T	294	214T	272T
273	287	Tristan Stone	189998	NEAG	Diff: 2.600	3.300	3.200	3.800	3.300	1.900	
					Exec: 8.600	8.450	7.400	7.750	8.650	7.700	
					ND: .	.	.	.	.	.	
					Final: 11.200	11.750	10.600	11.550	11.950	9.600	66.650
					Place: 293T	149T	263T	299T	235T	268T	273
274	237	Joseph Fernandes	216624	Hatboro YMCA	Diff: 4.400	2.800	2.900	3.800	3.800	3.000	
					Exec: 8.800	7.900	7.900	9.250	7.750	4.300	
					ND: .	.	.	.	.	.	
					Final: 13.200	10.700	10.800	13.050	11.550	7.300	66.600
					Place: 73T	231T	241T	115T	272T	309	274
275	249	Wade Rollins	187458	IA Gym Nest	Diff: 3.700	2.200	2.500	3.000	3.700	2.200	
					Exec: 8.700	8.000	6.950	8.150	9.150	8.200	
					ND: .	.	.	.	.	.	
					Final: 12.400	10.200	9.450	11.150	12.850	10.400	66.450
					Place: 211T	261T	309T	307	100T	189T	275
276	196	Adam Simkins	174798	Eagle Ridge	Diff: 3.900	3.400	3.500	3.800	3.300	2.900	
					Exec: 7.600	6.300	8.450	6.850	8.800	7.600	
					ND: .	.	.	.	.	.	
					Final: 11.500	9.700	11.950	10.650	12.100	10.500	66.400
					Place: 282T	281T	79T	308	223T	181T	276
277	314	Benjamin Szot	184860	Prairie	Diff: 3.600	3.800	2.600	3.800	2.600	1.900	
					Exec: 7.900	7.600	8.200	8.400	8.650	7.300	
					ND: .	.	.	.	.	.	
					Final: 11.500	11.400	10.800	12.200	11.250	9.200	66.350
					Place: 281T	182T	239T	246T	283T	284	277
278	250	Alex Tolley	170221	Indy School	Diff: 3.800	3.500	2.200	3.800	3.500	2.200	
					Exec: 8.000	8.050	7.650	8.000	8.200	7.300	
					ND: .	.	.	.	.	.	
					Final: 11.800	11.550	9.850	11.800	11.700	9.500	66.200
					Place: 269T	167T	298	280T	258T	274T	278
279	291	Kalden Alexander	260014	NHA	Diff: 3.800	2.600	2.800	3.800	3.100	2.300	
					Exec: 8.650	5.100	8.200	8.050	8.850	8.900	
					ND: .	.	.	.	.	.	
					Final: 12.450	7.700	11.000	11.850	11.950	11.200	66.150
					Place: 203T	306T	218T	277T	234T	107T	279

# 2010 JO NATIONALS MEN KNOXVILLE

## Meet Results

### Men - 12-13

5/6/2010 - 5/9/2010

Rank	Num	Name	USAG #	Gym	Diff:							AA
280T	143	Jacob Delatte	180579	CG's	Diff: 1.300	3.500	3.400	4.000	3.700	3.000		
					Exec: 5.850	6.400	8.350	8.450	9.300	8.750		
					ND: .	.	.	.	.	.		
					Final: 7.150	9.900	11.750	12.450	13.000	11.750	66.000	
					Place: 307	274T	105T	219T	72T	55T	280T	
281T	199	Willie Chavez	145352	Eagle Ridge	Diff: 4.400	3.200	2.800	4.900	3.200	3.000		
					Exec: 8.350	4.300	8.500	9.100	8.000	6.250		
					ND: .	.	.	.	.	.		
					Final: 12.750	7.500	11.300	14.000	11.200	9.250	66.000	
					Place: 164T	309	171T	30T	286T	283	281T	
282	248	Connor Murphy	127029	IA Gym Nest	Diff: 3.700	3.500	2.500	3.000	3.400	1.900		
					Exec: 8.450	6.450	8.700	9.100	9.200	6.000		
					ND: .	.	.	.	.	.		
					Final: 12.150	9.950	11.200	12.100	12.600	7.900	65.900	
					Place: 245T	271T	187T	251T	144T	305T	282	
283	128	Ethan Meister	206284	Bartlett	Diff: 3.900	3.800	2.400	3.800	3.700	3.800		
					Exec: 7.100	5.200	9.100	8.800	8.250	5.950		
					ND: .	.	.	.	.	.		
					Final: 11.000	9.000	11.500	12.600	11.950	9.750	65.800	
					Place: 299	298T	133T	198T	240T	261T	283	
284T	153	Elliott Herman	107991	Cal Sports	Diff: 4.300	2.400	2.500	4.200	3.300	2.700		
					Exec: 8.500	5.700	8.750	8.750	7.800	6.850		
					ND: .	.	.	.	.	.		
					Final: 12.800	8.100	11.250	12.950	11.100	9.550	65.750	
					Place: 149T	304	178T	144T	291T	272T	284T	
285T	279	Timothy Jones	237107	Mills USA	Diff: 3.200	2.300	2.400	3.800	3.200	2.200		
					Exec: 8.400	7.350	8.750	8.700	8.700	6.750		
					ND: .	.	.	.	.	.		
					Final: 11.600	9.650	11.150	12.500	11.900	8.950	65.750	
					Place: 276T	283T	195T	209T	241T	286T	285T	
286T	382	Noah Delisle	190212	Trousdell	Diff: 3.800	3.100	2.200	3.000	3.100	1.400		
					Exec: 8.700	8.450	7.900	8.650	6.950	8.500		
					ND: .	.	.	.	.	.		
					Final: 12.500	11.550	10.100	11.650	10.050	9.900	65.750	
					Place: 187T	165T	289T	294T	309T	252T	286T	
287	408	Alex Megahy	192715	World Class	Diff: 3.200	2.800	2.500	3.000	2.800	2.100		
					Exec: 9.100	7.750	9.000	8.850	8.400	6.200		
					ND: .	.	.	.	.	.		
					Final: 12.300	10.550	11.500	11.850	11.200	8.300	65.700	
					Place: 223T	241T	134T	276T	285T	298T	287	
288	385	Eric Uster	215196	U. S. Gymnastics Dev	Diff: 4.200	3.600	2.900	4.000	2.800	2.300		
					Exec: 8.300	5.800	6.750	8.750	7.800	8.450		
					ND: .	.	.	.	.	.		
					Final: 12.500	9.400	9.650	12.750	10.600	10.750	65.650	
					Place: 195T	289	304T	174*	303T	155T	288	









# 2010 JO NATIONALS MEN KNOXVILLE

## Meet Results

### Men - 12-13

5/6/2010 - 5/9/2010







Rank	Num	Name	USAG #	Gym	Diff							AA
289	245	Hunter Fangman	127027	IA Gym Nest	4.100	2.800	2.400	3.000	3.400	2.200		
					Exec: 9.000	4.600	8.250	8.600	9.200	7.950		
					ND:							
					Final: 13.100	7.400	10.650	11.600	12.600	10.150	65.500	
					Place: 89T	310	257T	296T	142T	224T	289	
290	106	Tristan Kuhn	390651	Acrotex Cedar Park	4.100	2.200	3.200	3.800	3.800	2.000		
					Exec: 8.050	6.600	7.700	8.150	8.300	7.550		
					ND:							
					Final: 12.150	8.800	10.900	11.950	12.100	9.550	65.450	
					Place: 246T	301	231T	271T	226T	271T	290	
291	330	Jonathan Pitts	133317	Roch	3.400	3.200	2.100	3.800	3.300	1.300		
					Exec: 8.900	7.900	8.250	8.000	9.250	5.800		
					ND:							
					Final: 12.300	11.100	10.350	11.800	12.550	7.100	65.200	
					Place: 224T	207T	279T	283T	150T	310	291	
292	213	Jackson Steinbrueck	117796	Giguere	3.800	2.900	3.000	3.800	3.200	1.900		
					Exec: 8.250	6.900	7.350	8.600	8.050	7.400		
					ND:							
					Final: 12.050	9.800	10.350	12.400	11.250	9.300	65.150	
					Place: 257T	279T	282T	225T	284T	280T	292	
293	353	Will Reiger	149804	Sky High	4.100	3.600	3.400	4.000	3.400	2.500		
					Exec: 8.200	6.250	7.450	8.350	7.400	6.450		
					ND:							
					Final: 12.300	9.850	10.850	12.350	10.800	8.950	65.100	
					Place: 232T	277T	236T	232T	300	287T	293	
294	409	Gregory Ingraham	150792	World Class Gym	4.000	4.100	4.200	3.000	4.000	2.800		
					Exec: 8.400	6.500	5.500	9.150	6.900	6.500		
					ND:							
					Final: 12.400	10.600	9.700	12.150	10.900	9.300	65.050	
					Place: 213T	240T	303T	249T	297T	281T	294	
295	336	Preston Krah	156568	Roswell	3.700	3.100	2.400	3.800	2.800	2.100		
					Exec: 8.650	6.000	8.150	8.850	7.900	7.250		
					ND:							
					Final: 12.350	9.100	10.550	12.650	10.700	9.350	64.700	
					Place: 217T	294	265T	189T	302	277T	295	
296	185	Ben Awana	223562	DeVeau's School	3.500	2.600	2.700	3.800	3.600	1.900		
					Exec: 7.650	6.550	8.250	8.700	7.000	8.300		
					ND:							
					Final: 11.150	9.150	10.950	12.500	10.600	10.200	64.550	
					Place: 295T	293	225T	211T	304T	216T	296	
297	187	Austin Smith	139240	DeVeau's School	3.700	3.500	2.600	3.100	3.600	2.100		
					Exec: 8.000	6.650	8.300	9.200	7.700	6.000		
					ND:							
					Final: 11.700	10.150	10.900	12.300	11.300	8.100	64.450	
					Place: 272T	264T	228T	236T	282	302	297	

# 2010 JO NATIONALS MEN KNOXVILLE

## Meet Results

### Men - 12-13

5/6/2010 - 5/9/2010







Rank	Num	Name	USAG #	Gym							AA
298	154	James Gamarra	116559	Capital Gymnastics	Diff: 4.100	3.400	3.000	3.800	3.300	2.900	
					Exec: 7.250	7.850	5.850	7.800	7.450	7.050	
					ND: .	.	.	.	.	.	
					Final: 11.350	11.250	8.850	11.600	10.750	9.950	63.750
					Place: 287T	192T	312	297T	301	250T	298
299	288	Devon Edwards	177958	NEAG	Diff: 2.800	3.100	3.300	3.800	3.200	1.900	
					Exec: 8.550	7.700	6.800	7.450	8.300	6.600	
					ND: .	.	.	.	.	.	
					Final: 11.350	10.800	10.100	11.250	11.500	8.500	63.500
					Place: 285T	228T	292T	306	274T	294	299
300	403	Ian Bouton	291857	WOGA	Diff: 3.800	3.050	2.200	3.800	3.400	2.400	
					Exec: 7.950	6.000	7.500	8.300	7.000	8.050	
					ND: .	.	.	.	.	.	
					Final: 11.750	9.050	9.700	12.100	10.400	10.450	63.450
					Place: 271	295T	301T	256T	307	183T	300
301	276	Tyler Stout	258724	Michiana	Diff: 3.900	3.100	2.500	3.000	2.900	2.000	
					Exec: 6.950	7.050	9.200	8.900	7.100	6.300	
					ND: .	.	.	.	.	.	
					Final: 10.850	10.150	11.700	11.900	10.000	8.300	62.900
					Place: 303	263T	111T	273T	311	297T	301
302	340	Nicholas Malinowski	109631	Roswell	Diff: 3.900	2.300	2.000	3.800	3.200	1.500	
					Exec: 8.600	6.150	8.250	8.750	8.350	5.950	
					ND: .	.	.	.	.	.	
					Final: 12.500	8.450	10.250	12.550	11.550	7.450	62.750
					Place: 190T	302	283	200T	268T	308	302
303	190	Caleb Dudley	151149	DeVeau's School	Diff: 3.700	1.900	2.600	3.800	3.800	2.300	
					Exec: 7.900	4.100	8.150	8.550	8.400	7.400	
					ND: .	.	.	.	.	.	
					Final: 11.600	6.000	10.750	12.350	12.200	9.700	62.600
					Place: 277T	312	248T	229*	212*	263T	303
304	233	Evan Bluemel	227230	Gymnastics World	Diff: 3.900	3.400	2.200	3.000	3.200	1.800	
					Exec: 7.900	6.400	8.000	8.700	7.650	6.100	
					ND: .	.	.	.	.	.	
					Final: 11.800	9.800	10.200	11.700	10.850	7.900	62.250
					Place: 270T	280T	284T	287T	299T	304T	304
305	272	Colin Skinner	140752	Mandeville	Diff: 4.000	2.500	2.300	3.800	3.700	2.200	
					Exec: 8.550	4.550	7.150	8.300	7.400	7.750	
					ND: .	.	.	.	.	.	
					Final: 12.550	7.050	9.450	12.100	11.100	9.950	62.200
					Place: 184T	311	308T	253T	292T	247T	305
306	301	Andrew Squires	153278	Oklahoma Gold	Diff: 3.600	2.900	2.200	3.000	2.800	2.200	
					Exec: 7.500	5.000	7.350	9.050	8.900	6.450	
					ND: .	.	.	.	.	.	
					Final: 11.100	7.900	9.550	12.050	11.700	8.650	60.950
					Place: 297T	305	306T	259T	255T	292T	306

# 2010 JO NATIONALS MEN KNOXVILLE

## Meet Results

### Men - 12-13

5/6/2010 - 5/9/2010

Rank	Num	Name								AA
		USAG #	Gym							
307	399	John-Charles Arion		Diff: 4.400	3.700	3.400	0.000	3.700	3.100	
		136306	WOGA	Exec: 8.600	5.550	8.650	0.000	9.200	7.200	
				ND: .	.	.	.	.	.	
				Final: 13.000	9.250	12.050	0.000	12.900	10.300	57.500
				Place: 106T	291	68T	310*	90T	208T	307
308	137	Cory Snyder		Diff: 0.000	3.800	3.300	3.800	3.400	2.200	
		218422	Buffalo Grove	Exec: 0.000	8.100	7.850	8.300	8.650	5.650	
				ND: .	.	.	.	.	.	
				Final: 0.000	11.900	11.150	12.100	12.050	7.850	55.050
				Place: 312*	138T	197T	254T	230T	306	308
309	107	Byron Parmely		Diff: 0.000	3.500	2.300	3.800	2.900	1.500	
		137149	Acrotex Cedar Park	Exec: 0.000	8.350	7.750	8.300	8.500	5.450	
				ND: .	.	.	.	.	.	
				Final: 0.000	11.850	10.050	12.100	11.400	6.950	52.350
				Place: 311*	142T	293T	255T	275T	311	309
310	373	Ryan Smith		Diff: 0.000	3.200	3.100	0.000	3.600	2.300	
		140063	TAG	Exec: 0.000	7.950	5.800	0.000	7.750	5.500	
				ND: .	.	.	.	.	.	
				Final: 0.000	11.150	8.900	0.000	11.350	7.800	39.200
				Place: 310*	201T	311	312*	279T	307	310
311	142	Grey Carruth		Diff: 0.000	4.100	2.700	0.000	3.700	0.000	
		170109	CG's	Exec: 0.000	8.100	7.100	0.000	8.250	0.000	
				ND: .	.	.	.	.	.	
				Final: 0.000	12.200	9.800	0.000	11.950	0.000	33.950
				Place: 309*	98T	300T	311*	239T	312	311
312	188	Clayton Thomas		Diff: 0.000	3.100	4.100	0.000	0.000	2.200	
		141178	DeVeau's School	Exec: 0.000	7.450	6.750	0.000	0.000	8.150	
				ND: .	.	.	.	.	.	
				Final: 0.000	10.550	10.850	0.000	0.000	10.350	31.750
				Place: 308*	243T	238T	309*	312	198T	312