




SC "Olympiyskiy"  
 Men

13 May 2011

Start time 14:05  
 Competition 1

Qualification



## Results Floor

Rank	Dress No	Name	Country	"D"	E1	E2	E3	E4	E5	E6	E score	Average deduction	Total
					GER FRA	FIN	SLO	KOR	AUT	JOR			
1	26	KOSMIDIS Eleftherios	GRE		6.70	8.90	8.90	8.60	9.00	9.20	9.20	9.000	15.700
2	57	LEGENDRE Steven	USA		6.50	9.10	9.10	8.90	9.00	9.00	8.80	9.000	15.500
3	16	BOUHAIL Thomas	FRA		6.10	9.10	9.20	9.00	9.20	9.10	8.80	9.100	15.200
4	37	WAMMES Jeffrey	NED		6.40	8.70	8.60	8.80	8.70	8.90	8.60	8.700	15.100
5	24	PURVIS Daniel	GBR		6.40	8.70	8.70	8.80	8.80	8.80	8.50	8.750	0.10 15.050
6	47	BELYAVSKIY David	RUS		6.00	8.60	8.70	8.70	8.80	8.30	7.80	8.575	14.575
7	15	VEKKI Sakari	FIN		6.10	8.40	8.40	8.40	8.80	8.60	8.50	8.475	14.575
8	30	SHATILOV Alexander	ISR		6.00	8.60	8.50	8.60	8.50	8.60	8.50	8.550	14.550
9	50	ABLYAZIN Denis	RUS		6.70	7.90	8.10	7.80	7.80	8.30	7.30	7.900	0.10 14.500
10	38	VAN WEELDEN Kas	NED		6.10	8.00	7.90	8.40	7.80	7.80	8.40	8.025	0.20 13.925




SC "Olympiyskiy"  
 Men

13 May 2011

Start time 14:05  
 Competition 1

Qualification



## Results Pommel horse

Rank	Dress Name No	Country	"D"	E1	E2	E3	E4	E5	E6	E score	Average deduction	Total
				GBR PUR	HUN	ESP	UZB	UKR	CAN			
1	29	BERKI Krisztian	HUN	6.40	9.10	9.10	9.20	9.20	8.90	9.10	9.125	15.525
2	1	SELLATHURAI Prashanth	AUS	6.60	8.70	8.80	8.60	8.80	8.60	8.60	8.675	15.275
3	9	SELIGMAN Robert	CRO	6.40	8.70	8.60	8.60	8.50	8.70	8.70	8.650	15.050
4	10	UDE Filip	CRO	6.30	8.60	8.40	8.50	8.20	8.10	8.40	8.375	14.675
5	53	BERTONCELJ Saso	SLO	6.50	8.20	8.50	8.40	7.70	7.70	8.20	8.125	14.625
6	31	BUSNARI Alberto	ITA	6.40	8.20	8.40	7.80	8.20	8.20	8.20	8.200	14.600
7	19	BENY Pierre Yves	FRA	6.40	8.00	8.40	8.30	7.80	7.40	7.60	7.925	14.325
8	35	TREFILOVS Dmitrijs	LAT	5.70	7.80	8.20	8.20	8.30	8.10	7.90	8.100	13.800
9	52	PEREVOZNIKOV Andrey	RUS	6.10	7.70	7.80	7.30	7.80	7.50	7.50	7.625	13.725
10	18	TOMMASONE Cyril	FRA	6.00	7.40	8.00	7.40	7.50	7.30	7.50	7.450	13.450
11	30	SHATILOV Alexander	ISR	5.40	7.60	7.50	7.20	7.40	7.60	6.80	7.425	12.825

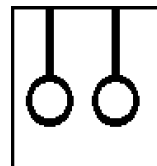


SC "Olympiyskiy"  
 Men

13 May 2011

Start time 14:55  
 Competition 1

Qualification



## Results Rings

Rank	Dress Name No	Country	"D"	E1	E2	E3	E4	E5	E6	E score	Average deduction	Total
				GER FRA	FIN	SLO	KOR	AUT	JOR			
1	45	BALANDIN Aleksandr	RUS	6.90	8.90	8.70	8.80	8.70	9.10	9.00	8.850	15.750
2	48	PLUZHNIKOV Konstantin	RUS	6.70	8.70	8.80	8.80	9.00	9.00	9.00	8.900	15.600
3	39	VAN GELDER Lambertus	NED	6.60	9.00	8.90	8.60	9.00	9.00	9.00	8.975	15.575
4	27	PETROUNIAS Eleftherios	GRE	6.80	8.80	8.20	8.80	8.50	9.00	9.00	8.775	15.575
5	21	PINHEIRO-RODRIGUES Danny	FRA	7.00	8.60	8.50	8.50	8.40	8.70	8.80	8.575	15.575
6	20	AIT SAID Samir	FRA	6.70	8.80	8.50	8.70	9.10	8.90	9.00	8.850	15.550
7	32	AL ASI Ali	JOR	7.00	8.10	8.00	7.90	7.60	8.40	8.40	8.100	15.100
8	13	SAN MIGUEL Ivan	ESP	6.50	8.40	8.60	8.50	8.30	8.80	8.70	8.550	15.050
9	25	TARANU Thomas	GER	6.60	8.50	8.30	8.30	8.90	8.50	8.50	8.450	15.050
10	59	FOKIN Anton	UZB	6.30	8.50	8.40	8.30	8.80	8.80	8.70	8.600	14.900
11	12	GEORGALLAS Irodotos	CYP	6.20	8.80	8.40	8.10	8.70	8.80	8.80	8.675	14.875




SC "Olympiyskiy"  
 Men

13 May 2011

Start time 16:15  
 Competition 1

Qualification



## Results Vault

Rank	Dress Name No	Country	"D"	E1	E2	E3	E4	E5	E6	E score	Total result	AD	ND	Total
1	49 GOLOTSUTSKOV Anton	RUS	7.00	9.50	9.40	9.60	9.40	9.20	9.30	9.400	16.400			16.150
			7.00	8.90	9.00	9.20	9.20	8.70	8.90	9.000	16.000	0.10		
2	16 BOUHAIL Thomas	FRA	7.00	9.50	9.50	9.40	9.20	9.30	9.40	9.400	16.400			16.137
			7.00	8.80	9.00	9.10	8.90	8.80	8.80	8.875	15.875			
3	34 YANG Hak Seon	KOR	7.00	9.40	9.30	9.20	9.00	9.10	9.40	9.250	16.250	0.10		16.112
			7.00	9.40	9.20	9.00	9.10	9.00	9.40	9.175	16.175	0.10		
4	55 ISAYEV Andriy	UKR	6.60	9.20	9.00	9.20	9.20	9.20	8.90	9.150	15.750			15.700
			6.60	9.00	9.00	9.10	9.10	9.00	9.30	9.050	15.650			
5	50 ABLYAZIN Denis	RUS	7.00	9.20	9.40	9.30	9.30	9.10	9.50	9.300	16.300			15.650
			6.60	8.00	8.30	8.30	8.50	8.50	8.60	8.400	15.000			
6	5 KASPIAROVICH Dzmitry	BLR	7.00	9.00	8.70	8.90	9.10	8.40	8.80	8.850	15.850	0.10		15.450
			6.60	8.80	8.60	8.70	8.70	8.60	8.60	8.650	15.250	0.10		
7	37 WAMMES Jeffrey	NED	6.80	9.10	9.30	9.40	8.70	9.20	9.10	9.175	15.975	0.10		15.312
			6.60	8.20	8.30	8.20	8.30	8.00	8.30	8.250	14.850	0.10		
8	8 GAFUIK Nathan	CAN	6.60	9.10	9.20	9.00	8.80	8.90	9.20	9.050	15.650	0.10		15.262
			6.60	8.00	8.40	8.60	8.40	8.70	8.50	8.475	15.075	0.10		
9	41 LYSZCZARZ Marek	POL	6.60	8.00	8.40	8.70	8.00	8.10	8.20	8.175	14.775	0.10		14.837
			6.20	9.10	9.10	8.70	8.40	8.80	9.00	8.900	15.100	0.10		
10	44 RIVERA Luis	PUR	6.60	7.90	8.00	7.60	7.60	7.90	8.00	7.850	14.450	0.10		14.837
			6.20	9.20	9.30	9.20	8.80	8.90	9.20	9.125	15.325			

Legend: AD - Average deduction, ND - Neutral deduction




SC "Olympiyskiy"  
 Men

13 May 2011

Start time 16:15  
 Competition 1

Qualification



## Results Parallel bars

Rank	Dress Name No	Country	"D"	E1	E2	E3	E4	E5	E6	E score	Average deduction	Total
				GER FRA	FIN	SLO	KOR	AUT	JOR			
1	54 PETKOVSEK Mitja	SLO	6.20	9.20	9.30	9.20	9.50	9.40	9.50	9.350		15.550
2	43 KIERZKOWSKI Adam	POL	6.30	9.10	9.00	9.00	9.30	9.20	9.30	9.150		15.450
3	40 ZONDERLAND Epke	NED	6.00	9.10	9.00	9.10	9.50	9.50	9.30	9.250		15.250
4	22 CUCHERAT Yann	FRA	6.20	9.10	9.00	8.80	9.10	9.10	9.00	9.050		15.250
5	42 KULESZA Roman	POL	6.00	9.20	9.20	9.10	9.10	9.40	9.30	9.200		15.200
6	6 TSAREVICH Aliaksandr	BLR	6.00	8.90	8.90	8.80	9.40	9.00	9.00	8.950		14.950
7	46 CHERKASOV Andrey	RUS	6.00	8.30	8.20	8.30	8.80	8.70	8.00	8.375		14.375
8	23 SABOT Hamilton	FRA	6.20	7.80	7.90	7.60	7.20	7.70	8.00	7.750		13.950
9	59 FOKIN Anton	UZB	5.50	6.90	7.20	7.30	7.50	7.70	7.80	7.425		12.925
10	33 VALEIEV Ildar	KAZ	3.00	8.00	7.90	8.20	8.40	8.50	8.30	8.225	4.00	7.225




SC "Olympiyskiy"  
 Men

13 May 2011

Start time 17:05  
 Competition 1

Qualification



## Results High bar

Rank	Dress No	Name	Country	"D"	E1	E2	E3	E4	E5	E6	E score	Average deduction	Total
					GBR PUR	HUN	ESP	UZB	UKR	CAN			
1	40	ZONDERLAND Epke	NED	7.20	8.30	8.50	8.40	8.60	8.00	8.00	8.300		15.500
2	11	MOZNIK Marijo	CRO	6.90	8.50	8.50	8.20	8.50	8.50	8.70	8.500		15.400
3	56	KUKSENKOV Nikolai	UKR	6.80	8.60	8.40	8.40	8.80	8.60	8.40	8.500		15.300
4	14	MARTINEZ Rafael	ESP	6.60	8.20	8.70	8.10	7.90	8.30	8.20	8.200		14.800
5	37	WAMMES Jeffrey	NED	6.60	8.20	8.10	8.10	8.30	8.00	8.20	8.150		14.750
6	2	BALDAUF Marco	AUT	6.40	8.10	8.30	8.30	8.00	8.60	8.60	8.325		14.725
7	7	PAYNE Jackson	CAN	6.40	8.20	8.10	8.20	7.50	8.00	8.30	8.125		14.525
8	58	LEYVA Danell	USA	6.60	8.00	7.70	7.80	7.70	8.00	7.90	7.850		14.450
9	35	TREFILOVS Dmitrijs	LAT	5.80	8.10	8.20	8.10	8.30	8.30	8.10	8.175		13.975
10	42	KULESZA Roman	POL	5.70	8.00	7.90	8.00	7.70	7.70	7.60	7.825		13.525
11	8	GAFUIK Nathan	CAN	5.60	5.80	6.00	5.60	6.00	5.40	6.00	5.850		11.450
12	51	OC GARIBOV Emin	RUS	6.90	8.60	8.20	8.50	8.60	8.30	8.20	8.400		15.300