

NCAA Gymnastics Score Sheet

Teams: Home *Univ. of Illinois Visitor Ohio State Univ.

Date Apr 7, 2017 Place Univ of Illinois - State Farm Center Attendance 1280

	Name	D	1 2 3 4				nd	AVE	Name	D	1 2 3 4				nd	AVE	
			1	2	3	4					1	2	3	4			
FLOOR	1 Ross Thompson	121	4.80	7.70	7.40			12.350	1 Joey Bonanno	602	5.40	8.70	8.60			-0.3	13.750
	2 Joey Peters	117	5.30	9.00	9.20			14.400	2 Seth Delbridge	610	5.20	8.60	8.40			-0.1	13.600
	3 Chandler Eggleston	104	5.40	9.00	9.20			14.500	3 Jake Martin	614	5.30	8.90	9.10			-0.1	14.200
	4 Sebastian Quiana	118	5.40	9.30	9.20			14.650	4 Jake Dastrup	608	5.60	8.70	9.00				14.450
	5 Alex Diab	103	5.90	9.00	9.10			14.950	5 Sean Melton	617	6.00	9.10	9.00				15.050

Floor Score: 70.850 Running Score: 70.850 Floor Score: 71.050 Running Score: 71.050

Pommel	1 Thomas Gibbs	106	4.80	8.40	8.10			13.050	1 David Szarvas	621	5.50	7.90	8.00				13.450
	2 Joey Peters	117	4.50	6.80	6.90			11.350	2 Brandon Jacoby	612	5.60	8.60	8.50				14.150
	3 Michael Paradise	116	5.40	6.90	6.50			12.100	3 Jake Martin	614	5.70	8.40	8.60				14.200
	4 Matthew Foster	105	5.70	8.50	8.30			14.100	4 Jake Dastrup	608	5.50	7.80	8.10				13.450
	5 Brandon Ngai	115	5.70	8.80	8.90			14.550	5 Alec Yoder	624	6.20	7.70	7.90				14.000

Pommel Score: 65.150 Running Score: 136.000 Pommel Score: 69.250 Running Score: 140.300

Rings	1 Thomas Gibbs	106	4.60	8.90	9.00			13.550	1 Jake Martin	614	5.00	8.20	8.20				13.200
	2 Joey Peters	117	4.90	7.90	7.80			12.750	2 Tristan Burke	604	5.30	8.80	8.60				14.000
	3 Dennis Minton	113	5.30	8.60	8.70			13.950	3 Ryan Lemezis	613	5.10	7.70	7.90				12.900
	4 Bobby Baker	101	5.80	8.10	8.30			14.000	4 Sean Melton	617	6.00	8.50	8.70				14.600
	5 Alex Diab	103	5.70	8.40	8.60			14.200	5 Chris Coombs	606	5.30	8.50	8.40				13.750

Rings Score: 68.450 Running Score: 204.450 Rings Score: 68.450 Running Score: 208.750

Vault	1 Blake Martin	111	4.80	9.60	9.60			14.400	1 Jake Martin	614	4.80	9.30	9.30				14.100
	2 Chandler Eggleston	104	4.80	9.50	9.50		-0.1	14.200	2 Jake Dastrup	608	4.80	9.30	9.20				14.050
	3 Bobby Baker	101	5.20	9.20	9.30		-0.3	14.150	3 Alec Yoder	624	5.20	8.80	8.90				14.050
	4 Jacob Light	110	5.20	9.50	9.30			14.600	4 Sean Melton	617	5.20	9.40	9.30				14.550
	5 Alex Diab	103	4.90	9.70	9.70			14.600	5 Seth Delbridge	610	5.20	9.30	9.40			-0.1	14.450

Vault Score: 71.950 Running Score: 276.400 Vault Score: 71.200 Running Score: 279.950

P Bar	1 Chandler Eggleston	104	5.00	9.10	9.10			14.100	1 Andrew Rickly	618	5.20	8.60	8.20				13.600
	2 Tyson Bull	102	4.70	9.00	9.20			13.800	2 Alec Yoder	624	5.20	9.40	9.60				14.700
	3 Bobby Baker	101	5.50	9.30	9.10			14.700	3 Jake Martin	614	5.20	8.60	8.40				13.700
	4 Joey Peters	117	5.00	8.90	8.70			13.800	4 Sean Melton	617	5.80	8.00	8.00				13.800
	5 Johnny Jacobson	108	5.50	8.80	8.90			14.350	5 Jake Dastrup	608	5.60	8.50	8.70				14.200

P. Bar Score: 70.750 Running Score: 347.150 P. Bar Score: 70.000 Running Score: 349.950

H Bar	1 Thomas Gibbs	106	4.80	8.80	8.70			13.550	1 Logan Melander	616	5.20	8.30	8.00				13.350
	2 Ross Thompson	121	5.00	8.80	8.60			13.700	2 Andrew Rickly	618	5.60	8.50	8.20				13.950
	3 Alex Diab	103	4.70	8.50	8.10			13.000	3 Alec Yoder	624	5.20	8.40	8.20				13.500
	4 Chandler Eggleston	104	5.60	9.00	8.70			14.450	4 Jake Martin	614	5.60	8.20	8.40				13.900
	5 Tyson Bull	102	5.80	8.90	8.60			14.550	5 Sean Melton	617	5.30	8.80	8.50				13.950

H. Bar Score: 69.250 Running Score: 416.400 H. Bar Score: 68.650 Running Score: 418.600

Final Team Score: 416.400

Final Team Score: 418.600

All-Arounders

All-Arounders

FX																	
PH																	
SR																	
VT																	
PB																	
HB																	
AA																	

Judge's Signatures *FX [Signature] *PH [Signature] *SR [Signature] *VT [Signature] *PB [Signature] *HB [Signature]

* Head Judge Tom Varner Clay Strother Andy Brown Mike Hoskovec Eric Smith Lenny Lucarello

Coach's Signature [Signature] 9:48 PM Coach's Signature [Signature] 9:46 PM

NCAA Gymnastics Score Sheet

Teams: Home Univ. of Michigan Visitor Univ. of Minnesota

Date Apr 7, 2017 Place Univ of Illinois - State Farm Center Attendance 1280

Name		D	1	2	3	4	nd	AVE	Name		D	1	2	3	4	nd	AVE
FLOOR	1 Alec Krystek	314	5.10	8.80	8.70			13.850	1 Luke Aldrich	401	5.40	8.50	8.30				13.800
	2 Anthony Stefanelli	320	5.50	8.80	8.70			14.250	2 Vitali Kan	407	5.60	8.60	8.80			-0.1	14.200
	3 Marty Strech	321	5.50	7.60	7.80			13.200	3 Alex Wittenberg	418	5.60	9.00	8.90				14.550
	4 Emyre Cole	306	5.90	8.70	8.90			14.700	4 Joel Gagnon	404	5.60	8.40	8.40				14.000
	5 Anthony McCallum	316	5.30	7.80	8.00			13.200	5 Zach Liebler	411	5.50	8.50	8.60			-0.3	13.750

Floor Score: 69.200 Running Score: 69.200 Floor Score: 70.300 Running Score: 70.300

Pommel	1 Mitchell Brown	303	4.70	8.70	8.40			13.250	1 Luke Aldrich	401	5.00	7.40	7.70				12.550
	2 Mack Lasker	315	5.20	9.00	8.60			14.000	2 Vitali Kan	407	5.30	7.40	7.50				12.750
	3 Samuel Su	322	5.10	8.20	8.50			13.450	3 Alex Wittenberg	418	5.20	7.90	7.90				13.100
	4 Emyre Cole	306	4.50	6.70	7.20			11.450	4 Justin Karstadt	408	5.50	9.00	8.90				14.450
	5 Uche Eke	309	5.10	6.30	6.90			11.700	5 Tristan Duran	403	5.00	9.00	8.70				13.850

Pommel Score: 63.850 Running Score: 133.050 Pommel Score: 66.700 Running Score: 137.000

Rings	1 Jonathan Chin	304	5.00	7.80	7.70			12.750	1 Jalon Stephens	415	5.00	8.50	8.50				13.500
	2 Thomas Paul	318	5.30	6.30	6.60			11.750	2 Vitali Kan	407	4.50	9.20	9.10				13.650
	3 Ryan Dunning	308	5.20	8.60	8.40			13.700	3 Yaroslav Pochinka	412	5.30	8.40	8.50				13.750
	4 Anthony McCallum	316	5.10	8.00	8.20			13.200	4 Justin Karstadt	408	5.00	7.40	7.40				12.400
	5 Marty Strech	321	5.00	6.70	6.70			11.700	5 Mitchell Soukup	414	5.40	8.80	9.00				14.300

Rings Score: 63.100 Running Score: 196.150 Rings Score: 67.600 Running Score: 204.600

Vault	1 Mitchell Brown	303	4.80	9.30	9.20		-0.1	13.950	1 Joel Gagnon	404	5.20	9.20	9.40			-0.1	14.400
	2 Anthony Stefanelli	320	4.80	8.40	8.40			13.200	2 Vitali Kan	407	5.20	9.50	9.50				14.700
	3 Marty Strech	321	4.80	9.50	9.50			14.300	3 Justin Karstadt	408	5.20	8.30	8.30			-0.3	13.200
	4 Emyre Cole	306	5.20	9.50	9.50			14.700	4 Zach Liebler	411	5.20	9.60	9.40				14.700
	5 Anthony McCallum	316	5.60	9.20	9.20			14.800	5 Yaroslav Pochinka	412	5.30	9.60	9.60				14.900

Vault Score: 70.950 Running Score: 267.100 Vault Score: 71.900 Running Score: 276.500

P Bars	1 Mitchell Brown	303	4.70	9.10	8.90			13.700	1 Joel Gagnon	404	5.60	7.80	7.80				13.400
	2 Jonathan Chin	304	5.00	7.10	6.90			12.000	2 Ben Winkel	417	5.00	8.90	8.60				13.750
	3 Marty Strech	321	4.80	8.90	8.90			13.700	3 Justin Karstadt	408	5.60	9.20	9.30				14.850
	4 Emyre Cole	306	5.20	9.00	9.00			14.200	4 Tristan Duran	403	5.30	8.90	8.60				14.050
	5 Anthony McCallum	316	5.40	8.10	7.70			13.300	5 Ryan Bergman	402	5.20	8.10	8.00				13.250

P. Bar Score: 66.900 Running Score: 334.000 P. Bar Score: 69.300 Running Score: 345.800

H Bars	1 Uche Eke	309	5.10	8.40	8.40			13.500	1 Shaun Herzog	406	4.90	7.50	7.20				12.250
	2 Justin Hoppood	313	5.00	8.40	8.10			13.250	2 Joel Gagnon	404	5.20	8.80	8.70				13.950
	3 Adam Dean	307	5.50	9.10	8.90			14.500	3 Justin Karstadt	408	5.00	8.00	7.80				12.900
	4 Marty Strech	321	5.00	8.10	8.10			13.100	4 Tristan Duran	403	5.60	8.50	8.10				13.900
	5 Emyre Cole	306	5.10	7.90	7.70			12.900	5 Jalon Stephens	415	5.20	9.20	9.40				14.500

H. Bar Score: 67.250 Running Score: 401.250 H. Bar Score: 67.500 Running Score: 413.300

Final Team Score: 401.250

Final Team Score: 413.300

All-Arounders

	Cole	McCallum	Strech
FX	14.700	13.200	13.200
PH	11.450	11.850	12.700
SR	12.700	13.200	11.700
VT	14.700	14.800	14.300
PB	14.200	13.300	13.700
HB	12.900	12.050	13.100
AA	80.650	78.400	78.700

All-Arounders

	Karstadt
FX	12.900
PH	14.450
SR	12.400
VT	13.200
PB	14.850
HB	12.900
AA	80.700

Judge's Signatures * FX [Signature] PH [Signature] SR [Signature] VT [Signature] PB [Signature] HB [Signature]
 * Head Judge [Signature]
 Coach's Signature [Signature] Coach's Signature [Signature]

NCAA Gymnastics Score Sheet

Teams: Home Univ. of Nebraska Visitor _____

Date Apr 7, 2017 Place Univ of Illinois - State Farm Center Attendance 1280

Name		D	1	2	3	4	nd	AVE	Name		D	1	2	3	4	nd	AVE
FLOOR	1 Connor Adamsick	501	5.60	8.60	8.30			14.050									
	2 Kyle King	510	5.50	8.40	8.50			13.950									
	3 Anton Stephenson	517	5.40	9.10	9.20			14.550									
	4 Austin Epperson	505	5.10	8.50	8.70			13.700									
	5 Chris Stephenson	518	5.10	9.00	9.10			14.150									

Floor Score: 70.400 Running Score: 70.400 Floor Score: 0.000 Running Score: 0.000

Pommel	1 Travis Gollott	507	5.40	7.00	7.20			12.500									
	2 Kyle King	510	5.20	7.50	7.90			12.900									
	3 Jordan King	509	5.30	8.50	8.90			14.000									
	4 Anton Stephenson	517	5.30	8.10	8.10			13.400									
	5 Antonio Castro	504	5.70	8.60	8.50			14.250									

Pommel Score: 67.050 Running Score: 137.450 Pommel Score: 0.000 Running Score: 0.000

RINGS	1 Sanjaya Roy	515	4.70	8.20	8.40			13.000									
	2 Jordan King	509	4.70	8.10	7.90			12.700									
	3 Chris Stephenson	518	4.60	9.30	9.20			13.850									
	4 Heath Anderson	502	5.00	8.40	8.10			13.250									
	5 Austin Epperson	505	4.80	8.20	8.50			13.150									

Rings Score: 65.950 Running Score: 203.400 Rings Score: 0.000 Running Score: 0.000

VAULT	1 Alex Magsam	513	4.80	8.90	8.80		-0.3	13.350									
	2 Chris Stephenson	518	4.80	9.50	9.40			14.250									
	3 Daniel Leal	511	4.80	9.10	9.10			13.900									
	4 Kyle King	510	5.20	9.20	9.20			14.400									
	5 Anton Stephenson	517	5.20	9.40	9.50			14.650									

Vault Score: 70.550 Running Score: 273.950 Vault Score: 0.000 Running Score: 0.000

PBAR	1 Evan Hymanson	508	5.20	8.30	8.30			13.500									
	2 Chris Stephenson	518	5.50	8.80	8.80			14.300									
	3 Austin Epperson	505	5.20	8.80	8.60			13.900									
	4 Anton Stephenson	517	5.40	8.80	8.80			14.200									
	5 Daniel Leal	511	5.10	8.90	8.90			14.000									

P. Bar Score: 69.900 Running Score: 343.850 P. Bar Score: 0.000 Running Score: 0.000

HBAR	1 Jake Bonnay	503	4.90	8.50	8.30			13.300									
	2 Jordan King	509	4.60	7.70	7.80			12.350									
	3 Antonio Castro	504	4.70	8.50	8.10			13.000									
	4 Daniel Leal	511	5.00	8.70	8.60			13.650									
	5 Anton Stephenson	517	5.10	8.80	8.70			13.850									

H. Bar Score: 66.150 Running Score: 410.000 H. Bar Score: 0.000 Running Score: 0.000

Final Team Score: 410.000

Final Team Score: 0.000

All-Arounders

All-Arounders

	Stephenson	Stephenson															
FX	14.550	14.150															
PH	13.400	12.600															
SR	11.700	13.850															
VT	14.650	14.250															
PB	14.200	14.300															
HB	13.850	12.900															
AA	82.350	82.050															

Judge's Signatures * FX [Signature] * PH [Signature] * SR [Signature] * VT [Signature] * PB [Signature] * HB [Signature]
 * Head Judge [Signature] Tom Varner, Clay Strother, Kelly Brown, Mike Hoskovec, Eric Smith, Lenny Lucarello
 Coach's Signature [Signature] Joe Rank, Dave Contreras, Jim Shaw, Dave Forister, Gerrit DeJonge, Brian Coe, Toly Mason, Nathan Fortun, Aaron Fortunato, Paul Evatt, C.J. Johnson, Jonathan Conr

2017 Big Ten Championships







Team Results

Apr 7, 2017

Page: 1
Printed: 4/7/2017 9:38 PM

Men / 10

Session: 1

Rank	Gym	Team	Score						
1	OSU	X	418.600	71.050 1	69.250 1	68.450 1T	71.200 3	70.000 2	68.650 2
2	Illinois	X	416.400	70.850 2	65.150 6	68.450 1T	71.950 1	70.750 1	69.250 1
3	Minnesota	X	413.300	70.300 4	66.700 5	67.600 4T	71.900 2	69.300 4	67.500 4
4	PSU	X	411.200	69.250 5	67.700 2	67.600 4T	70.450 6	67.850 5	68.350 3
5	Nebraska	X	410.000	70.400 3	67.050 4	65.950 6	70.550 5	69.900 3	66.150 6
6	Iowa	X	402.150	64.150 7	67.550 3	68.050 3	69.850 7	67.400 6	65.150 7
7	Michigan	X	401.250	69.200 6	63.850 7	63.100 7	70.950 4	66.900 7	67.250 5

2017 Big Ten Championships







Event Results - AA

Apr 7, 2017

Page: 1
Printed: 4/7/2017 9:38 PM

Men / 10

Session: 1

Rank	Num	Name	Gym							AA
1	617	Sean Melton	OSU	15.050	13.100	14.600	14.550	13.800	13.950	85.050
2	614	Jake Martin	OSU	14.200	14.200	13.200	14.100	13.700	13.900	83.300
3	517	Anton Stephenson	Nebraska	14.550	13.400	11.700	14.650	14.200	13.850	82.350
4	518	Chris Stephenson	Nebraska	14.150	12.600	13.850	14.250	14.300	12.900	82.050
5	408	Justin Karstadt	Minnesota	12.900	14.450	12.400	13.200	14.850	12.900	80.700
6	306	Emyre Cole	Michigan	14.700	11.450	12.700	14.700	14.200	12.900	80.650
7	725	Sam Zakutney	PSU	13.750	11.950	13.150	14.000	14.250	13.400	80.500
8	321	Marty Strech	Michigan	13.200	12.700	11.700	14.300	13.700	13.100	78.700
9	316	Anthony McCallum	Michigan	13.200	11.850	13.200	14.800	13.300	12.050	78.400
10	202	Andrew Botto	Iowa	13.350	12.100	14.300	13.000	13.200	11.000	76.950

2017 Big Ten Championships

Event Results - Floor

Apr 7, 2017



Rank	Num	Name	Gym	Diff	E1	E2	Exec	ND	Score
1	617	Sean Melton	OSU	6.000	9.100	9.000	9.050	__.	15.050
2	103	Alex Diab	Illinois	5.900	9.000	9.100	9.050	__.	14.950
3	306	Emyre Cole	Michigan	5.900	8.700	8.900	8.800	__.	14.700
4	118	Sebastian Quiana	Illinois	5.400	9.300	9.200	9.250	__.	14.650
5*	714	Christian McSwain	PSU	5.400	9.100	9.200	9.150	__.	14.550
5*	517	Anton Stephenson	Nebraska	5.400	9.100	9.200	9.150	__.	14.550
5T	418	Alex Wittenberg	Minnesota	5.600	9.000	8.900	8.950	__.	14.550
8T	723	Wyatt Tyndall	PSU	5.300	9.200	9.200	9.200	__.	14.500
8T	104	Chandler Eggleston	Illinois	5.400	9.000	9.200	9.100	__.	14.500
10	608	Jake Dastrup	OSU	5.600	8.700	9.000	8.850	__.	14.450
11	117	Joey Peters	Illinois	5.300	9.000	9.200	9.100	__.	14.400
12	320	Anthony Stefanelli	Michigan	5.500	8.800	8.700	8.750	__.	14.250
13T	614	Jake Martin	OSU	5.300	8.900	9.100	9.000	-0.1	14.200
13T	407	Vitali Kan	Minnesota	5.600	8.600	8.800	8.700	-0.1	14.200
15	518	Chris Stephenson	Nebraska	5.100	9.000	9.100	9.050	__.	14.150
16T	205	Andrew Herrador	Iowa	5.400	8.500	8.800	8.650	__.	14.050
16T	501	Connor Adamsick	Nebraska	5.600	8.600	8.300	8.450	__.	14.050
18	404	Joel Gagnon	Minnesota	5.600	8.400	8.400	8.400	__.	14.000
19	510	Kyle King	Nebraska	5.500	8.400	8.500	8.450	__.	13.950
20	718	Christoper Sands	PSU	5.400	8.400	8.600	8.500	__.	13.900
21	314	Alec Krystek	Michigan	5.100	8.800	8.700	8.750	__.	13.850
22	401	Luke Aldrich	Minnesota	5.400	8.500	8.300	8.400	__.	13.800
23T	602	Joey Bonanno	OSU	5.400	8.700	8.600	8.650	-0.3	13.750
23T	411	Zach Liebler	Minnesota	5.500	8.500	8.600	8.550	-0.3	13.750
23T	725	Sam Zakutney	PSU	5.400	8.400	8.300	8.350	__.	13.750
26	505	Austin Epperson	Nebraska	5.100	8.500	8.700	8.600	__.	13.700
27	610	Seth Delbridge	OSU	5.200	8.600	8.400	8.500	-0.1	13.600
28T	202	Andrew Botto	Iowa	4.800	8.400	8.700	8.550	__.	13.350
28T	211	Cory Paterson	Iowa	5.000	8.200	8.500	8.350	__.	13.350
30T	316	Anthony McCallum	Michigan	5.300	7.800	8.000	7.900	__.	13.200
30T	321	Marty Strech	Michigan	5.500	7.600	7.800	7.700	__.	13.200
32	408	Justin Karstadt	Minnesota	5.300	7.600	7.600	7.600	__.	12.900
33T	204	Dylan Ellsworth	Iowa	4.700	8.000	7.700	7.850	__.	12.550
33T	711	Dominic DiFulvio	PSU	5.400	7.200	7.100	7.150	__.	12.550
35	121	Ross Thompson	Illinois	4.800	7.700	7.400	7.550	__.	12.350
36	213	Mark Springett	Iowa	5.300	6.000	5.700	5.850	-0.3	10.850

2017 Big Ten Championships

Event Results - Pommel

Apr 7, 2017



Rank	Num	Name	Gym	Diff	E1	E2	Exec	ND	Score
1	115	Brandon Ngai	Illinois	5.700	8.800	8.900	8.850	__.	14.550
2	408	Justin Karstadt	Minnesota	5.500	9.000	8.900	8.950	__.	14.450
3T	716	Stephen Nedorosci	PSU	5.500	8.900	8.600	8.750	__.	14.250
3T	504	Antonio Castro	Nebraska	5.700	8.600	8.500	8.550	__.	14.250
5	614	Jake Martin	OSU	5.700	8.400	8.600	8.500	__.	14.200
6	612	Brandon Jacoby	OSU	5.600	8.600	8.500	8.550	__.	14.150
7	105	Matthew Foster	Illinois	5.700	8.500	8.300	8.400	__.	14.100
8	210	Elijah Parsells	Iowa	5.500	8.600	8.500	8.550	__.	14.050
9T	315	Mack Lasker	Michigan	5.200	9.000	8.600	8.800	__.	14.000
9T	509	Jordan King	Nebraska	5.300	8.500	8.900	8.700	__.	14.000
9T	624	Alec Yoder	OSU	6.200	7.700	7.900	7.800	__.	14.000
12T	209	Nicholas Merryman	Iowa	4.800	9.100	9.000	9.050	__.	13.850
12T	403	Tristan Duran	Minnesota	5.000	9.000	8.700	8.850	__.	13.850
12T	206	Austin Hodges	Iowa	5.600	8.100	8.400	8.250	__.	13.850
15	708	Leroy Clarke Jr.	PSU	5.700	7.900	7.900	7.900	__.	13.600
16	709	Colin Coates	PSU	5.200	8.300	8.300	8.300	__.	13.500
17T	322	Samuel Su	Michigan	5.100	8.200	8.500	8.350	__.	13.450
17*	621	David Szarvas	OSU	5.500	7.900	8.000	7.950	__.	13.450
17*	608	Jake Dastrup	OSU	5.500	7.800	8.100	7.950	__.	13.450
20	517	Anton Stephenson	Nebraska	5.300	8.100	8.100	8.100	__.	13.400
21	714	Christian McSwain	PSU	5.100	8.300	8.200	8.250	__.	13.350
22	303	Mitchell Brown	Michigan	4.700	8.700	8.400	8.550	__.	13.250
23T	617	Sean Melton	OSU	4.700	8.500	8.300	8.400	__.	13.100
23T	207	Kevin Johnson	Iowa	4.800	8.200	8.400	8.300	__.	13.100
23T	418	Alex Wittenberg	Minnesota	5.200	7.900	7.900	7.900	__.	13.100
26	106	Thomas Gibbs	Illinois	4.800	8.400	8.100	8.250	__.	13.050
27	724	Favian Valdez	PSU	4.800	8.000	8.400	8.200	__.	13.000
28	510	Kyle King	Nebraska	5.200	7.500	7.900	7.700	__.	12.900
29	407	Vitali Kan	Minnesota	5.300	7.400	7.500	7.450	__.	12.750
30T	321	Marty Strech	Michigan	4.400	8.400	8.200	8.300	__.	12.700
30T	211	Cory Paterson	Iowa	4.900	7.700	7.900	7.800	__.	12.700
32	518	Chris Stephenson	Nebraska	4.400	8.200	8.200	8.200	__.	12.600
33	401	Luke Aldrich	Minnesota	5.000	7.400	7.700	7.550	__.	12.550
34	507	Travis Gollott	Nebraska	5.400	7.000	7.200	7.100	__.	12.500
35T	202	Andrew Botto	Iowa	4.200	7.800	8.000	7.900	__.	12.100
35T	116	Michael Paradise	Illinois	5.400	6.900	6.500	6.700	__.	12.100
37	725	Sam Zakutney	PSU	5.000	6.700	7.200	6.950	__.	11.950
38	316	Anthony McCallum	Michigan	5.000	6.500	7.200	6.850	__.	11.850
39	309	Uche Eke	Michigan	5.100	6.300	6.900	6.600	__.	11.700
40	306	Emyre Cole	Michigan	4.500	6.700	7.200	6.950	__.	11.450
41	117	Joey Peters	Illinois	4.500	6.800	6.900	6.850	__.	11.350

2017 Big Ten Championships

Event Results - Rings

Apr 7, 2017

Page: 1
Printed: 4/7/2017 9:38 PM

Men / 10
Session: 1



Rank	Num	Name	Gym	Diff	E1	E2	Exec	ND	Score
1	617	Sean Melton	OSU	6.000	8.500	8.700	8.600	__.	14.600
2T	414	Mitchell Soukup	Minnesota	5.400	8.800	9.000	8.900	__.	14.300
2T	202	Andrew Botto	Iowa	5.700	8.700	8.500	8.600	__.	14.300
4*	711	Dominic DiFulvio	PSU	5.700	8.400	8.600	8.500	__.	14.200
4*	103	Alex Diab	Illinois	5.700	8.400	8.600	8.500	__.	14.200
6T	604	Tristan Burke	OSU	5.300	8.800	8.600	8.700	__.	14.000
6T	101	Bobby Baker	Illinois	5.800	8.100	8.300	8.200	__.	14.000
8	113	Dennis Minton	Illinois	5.300	8.600	8.700	8.650	__.	13.950
9	518	Chris Stephenson	Nebraska	4.600	9.300	9.200	9.250	__.	13.850
10	213	Mark Springett	Iowa	5.300	8.300	8.700	8.500	__.	13.800
11*	606	Chris Coombs	OSU	5.300	8.500	8.400	8.450	__.	13.750
11*	412	Yaroslav Pochinka	Minnesota	5.300	8.400	8.500	8.450	__.	13.750
13	308	Ryan Dunning	Michigan	5.200	8.600	8.400	8.500	__.	13.700
14	407	Vitali Kan	Minnesota	4.500	9.200	9.100	9.150	__.	13.650
15	106	Thomas Gibbs	Illinois	4.600	8.900	9.000	8.950	__.	13.550
16T	415	Jalon Stephens	Minnesota	5.000	8.500	8.500	8.500	__.	13.500
16T	708	Leroy Clarke Jr.	PSU	5.300	8.300	8.100	8.200	__.	13.500
18	717	Noah Roberson	PSU	4.900	8.500	8.600	8.550	__.	13.450
19	209	Nicholas Merryman	Iowa	4.500	8.900	8.800	8.850	__.	13.350
20T	214	Rogelio Vazquez	Iowa	4.500	8.900	8.700	8.800	__.	13.300
20T	204	Dylan Ellsworth	Iowa	5.000	8.200	8.400	8.300	__.	13.300
20T	718	Christoper Sands	PSU	5.400	8.000	7.800	7.900	__.	13.300
23	502	Heath Anderson	Nebraska	5.000	8.400	8.100	8.250	__.	13.250
24T	614	Jake Martin	OSU	5.000	8.200	8.200	8.200	__.	13.200
24T	316	Anthony McCallum	Michigan	5.100	8.000	8.200	8.100	__.	13.200
26T	725	Sam Zakutney	PSU	4.500	8.600	8.700	8.650	__.	13.150
26T	505	Austin Epperson	Nebraska	4.800	8.200	8.500	8.350	__.	13.150
28	515	Sanjaya Roy	Nebraska	4.700	8.200	8.400	8.300	__.	13.000
29	613	Ryan Lemezis	OSU	5.100	7.700	7.900	7.800	__.	12.900
30T	117	Joey Peters	Illinois	4.900	7.900	7.800	7.850	__.	12.750
30T	304	Jonathan Chin	Michigan	5.000	7.800	7.700	7.750	__.	12.750
32T	306	Emyre Cole	Michigan	4.200	8.600	8.400	8.500	__.	12.700
32T	509	Jordan King	Nebraska	4.700	8.100	7.900	8.000	__.	12.700
34	408	Justin Karstadt	Minnesota	5.000	7.400	7.400	7.400	__.	12.400
35	318	Thomas Paul	Michigan	5.300	6.300	6.600	6.450	__.	11.750
36T	517	Anton Stephenson	Nebraska	3.900	7.500	8.100	7.800	__.	11.700
36T	321	Marty Strech	Michigan	5.000	6.700	6.700	6.700	__.	11.700

2017 Big Ten Championships

Event Results - Vault

Apr 7, 2017

Page: 1
Printed: 4/7/2017 9:38 PM

Men / 10
Session: 1



Rank	Num	Name	Gym	Diff	E1	E2	Exec	ND	Score
1	412	Yaroslav Pochinka	Minnesota	5.300	9.600	9.600	9.600	__.	14.900
2	316	Anthony McCallum	Michigan	5.600	9.200	9.200	9.200	__.	14.800
3*	411	Zach Liebler	Minnesota	5.200	9.600	9.400	9.500	__.	14.700
3*	407	Vitali Kan	Minnesota	5.200	9.500	9.500	9.500	__.	14.700
3*	306	Emyre Cole	Michigan	5.200	9.500	9.500	9.500	__.	14.700
6	517	Anton Stephenson	Nebraska	5.200	9.400	9.500	9.450	__.	14.650
7T	103	Alex Diab	Illinois	4.900	9.700	9.700	9.700	__.	14.600
7*	204	Dylan Ellsworth	Iowa	5.200	9.400	9.400	9.400	__.	14.600
7*	110	Jacob Light	Illinois	5.200	9.500	9.300	9.400	__.	14.600
10	617	Sean Melton	OSU	5.200	9.400	9.300	9.350	__.	14.550
11	610	Seth Delbridge	OSU	5.200	9.300	9.400	9.350	-0.1	14.450
12T	111	Blake Martin	Illinois	4.800	9.600	9.600	9.600	__.	14.400
12T	404	Joel Gagnon	Minnesota	5.200	9.200	9.400	9.300	-0.1	14.400
12T	510	Kyle King	Nebraska	5.200	9.200	9.200	9.200	__.	14.400
15	205	Andrew Herrador	Iowa	4.800	9.600	9.700	9.650	-0.1	14.350
16	321	Marty Strech	Michigan	4.800	9.500	9.500	9.500	__.	14.300
17	518	Chris Stephenson	Nebraska	4.800	9.500	9.400	9.450	__.	14.250
18	104	Chandler Eggleston	Illinois	4.800	9.500	9.500	9.500	-0.1	14.200
19T	702	Brayden Borromeo	PSU	4.800	9.300	9.400	9.350	__.	14.150
19T	101	Bobby Baker	Illinois	5.200	9.200	9.300	9.250	-0.3	14.150
19T	711	Dominic DiFulvio	PSU	5.200	9.100	9.000	9.050	-0.1	14.150
22*	724	Favian Valdez	PSU	4.800	9.400	9.200	9.300	__.	14.100
22*	614	Jake Martin	OSU	4.800	9.300	9.300	9.300	__.	14.100
22*	213	Mark Springett	Iowa	4.800	9.400	9.200	9.300	__.	14.100
25*	715	Jeremy Munn	PSU	4.800	9.200	9.300	9.250	__.	14.050
25*	608	Jake Dastrup	OSU	4.800	9.300	9.200	9.250	__.	14.050
25T	624	Alec Yoder	OSU	5.200	8.800	8.900	8.850	__.	14.050
28	725	Sam Zakutney	PSU	4.800	9.200	9.200	9.200	__.	14.000
29	303	Mitchell Brown	Michigan	4.800	9.300	9.200	9.250	-0.1	13.950
30	511	Daniel Leal	Nebraska	4.800	9.100	9.100	9.100	__.	13.900
31	211	Cory Paterson	Iowa	4.400	9.400	9.400	9.400	__.	13.800
32	513	Alex Magsam	Nebraska	4.800	8.900	8.800	8.850	-0.3	13.350
33T	320	Anthony Stefanelli	Michigan	4.800	8.400	8.400	8.400	__.	13.200
33T	408	Justin Karstadt	Minnesota	5.200	8.300	8.300	8.300	-0.3	13.200
35	202	Andrew Botto	Iowa	5.200	7.900	7.900	7.900	-0.1	13.000

2017 Big Ten Championships

Event Results - P Bars

Apr 7, 2017



Rank	Num	Name	Gym	Diff	E1	E2	Exec	ND	Score
1	408	Justin Karstadt	Minnesota	5.600	9.200	9.300	9.250	__.	14.850
2T	624	Alec Yoder	OSU	5.200	9.400	9.600	9.500	__.	14.700
2T	101	Bobby Baker	Illinois	5.500	9.300	9.100	9.200	__.	14.700
4	108	Johnny Jacobson	Illinois	5.500	8.800	8.900	8.850	__.	14.350
5	518	Chris Stephenson	Nebraska	5.500	8.800	8.800	8.800	__.	14.300
6	725	Sam Zakutney	PSU	5.400	9.000	8.700	8.850	__.	14.250
7T	306	Emyre Cole	Michigan	5.200	9.000	9.000	9.000	__.	14.200
7T	517	Anton Stephenson	Nebraska	5.400	8.800	8.800	8.800	__.	14.200
7T	608	Jake Dastrup	OSU	5.600	8.500	8.700	8.600	__.	14.200
10T	104	Chandler Eggleston	Illinois	5.000	9.100	9.100	9.100	__.	14.100
10T	723	Wyatt Tyndall	PSU	5.200	9.100	8.700	8.900	__.	14.100
12	403	Tristan Duran	Minnesota	5.300	8.900	8.600	8.750	__.	14.050
13	511	Daniel Leal	Nebraska	5.100	8.900	8.900	8.900	__.	14.000
14	505	Austin Epperson	Nebraska	5.200	8.800	8.600	8.700	__.	13.900
15T	206	Austin Hodges	Iowa	4.700	9.100	9.200	9.150	__.	13.850
15T	214	Rogelio Vazquez	Iowa	5.300	8.600	8.500	8.550	__.	13.850
17*	211	Cory Paterson	Iowa	4.700	9.200	9.000	9.100	__.	13.800
17*	102	Tyson Bull	Illinois	4.700	9.000	9.200	9.100	__.	13.800
17T	117	Joey Peters	Illinois	5.000	8.900	8.700	8.800	__.	13.800
17T	708	Leroy Clarke Jr.	PSU	5.200	8.600	8.600	8.600	__.	13.800
17T	617	Sean Melton	OSU	5.800	8.000	8.000	8.000	__.	13.800
22	417	Ben Winkel	Minnesota	5.000	8.900	8.600	8.750	__.	13.750
23T	303	Mitchell Brown	Michigan	4.700	9.100	8.900	9.000	__.	13.700
23T	321	Marty Strech	Michigan	4.800	8.900	8.900	8.900	__.	13.700
23T	614	Jake Martin	OSU	5.200	8.600	8.400	8.500	__.	13.700
26	618	Andrew Rickly	OSU	5.200	8.600	8.200	8.400	__.	13.600
27	508	Evan Hymanson	Nebraska	5.200	8.300	8.300	8.300	__.	13.500
28	404	Joel Gagnon	Minnesota	5.600	7.800	7.800	7.800	__.	13.400
29	316	Anthony McCallum	Michigan	5.400	8.100	7.700	7.900	__.	13.300
30	402	Ryan Bergman	Minnesota	5.200	8.100	8.000	8.050	__.	13.250
31T	722	Alex Thomason	PSU	4.700	8.500	8.500	8.500	__.	13.200
31T	202	Andrew Botto	Iowa	4.900	8.400	8.200	8.300	__.	13.200
33	204	Dylan Ellsworth	Iowa	4.700	8.000	8.000	8.000	__.	12.700
34	707	Franz Card	PSU	5.400	7.000	7.200	7.100	__.	12.500
35	304	Jonathan Chin	Michigan	5.000	7.100	6.900	7.000	__.	12.000

2017 Big Ten Championships

Event Results - H Bar

Apr 7, 2017



Rank	Num	Name	Gym	Diff	E1	E2	Exec	ND	Score
1	102	Tyson Bull	Illinois	5.800	8.900	8.600	8.750	...	14.550
2T	415	Jalon Stephens	Minnesota	5.200	9.200	9.400	9.300	...	14.500
2T	307	Adam Dean	Michigan	5.500	9.100	8.900	9.000	...	14.500
4	104	Chandler Eggleston	Illinois	5.600	9.000	8.700	8.850	...	14.450
5	211	Cory Paterson	Iowa	5.400	8.900	8.900	8.900	...	14.300
6	707	Franz Card	PSU	4.900	9.100	9.200	9.150	...	14.050
7T	404	Joel Gagnon	Minnesota	5.200	8.800	8.700	8.750	...	13.950
7T	617	Sean Melton	OSU	5.300	8.800	8.500	8.650	...	13.950
7T	618	Andrew Rickly	OSU	5.600	8.500	8.200	8.350	...	13.950
10*	614	Jake Martin	OSU	5.600	8.200	8.400	8.300	...	13.900
10*	403	Tristan Duran	Minnesota	5.600	8.500	8.100	8.300	...	13.900
12	517	Anton Stephenson	Nebraska	5.100	8.800	8.700	8.750	...	13.850
13	723	Wyatt Tyndall	PSU	5.200	8.700	8.500	8.600	...	13.800
14T	121	Ross Thompson	Illinois	5.000	8.800	8.600	8.700	...	13.700
14T	708	Leroy Clarke Jr.	PSU	5.200	8.600	8.400	8.500	...	13.700
16	511	Daniel Leal	Nebraska	5.000	8.700	8.600	8.650	...	13.650
17T	106	Thomas Gibbs	Illinois	4.800	8.800	8.700	8.750	...	13.550
17T	205	Andrew Herrador	Iowa	5.000	8.400	8.700	8.550	...	13.550
19T	309	Uche Eke	Michigan	5.100	8.400	8.400	8.400	...	13.500
19T	624	Alec Yoder	OSU	5.200	8.400	8.200	8.300	...	13.500
21	214	Rogelio Vazquez	Iowa	4.800	8.800	8.500	8.650	...	13.450
22T	722	Alex Thomason	PSU	4.800	8.500	8.700	8.600	...	13.400
22T	725	Sam Zakutney	PSU	5.400	8.100	7.900	8.000	...	13.400
24	616	Logan Melander	OSU	5.200	8.300	8.000	8.150	...	13.350
25	503	Jake Bonnay	Nebraska	4.900	8.500	8.300	8.400	...	13.300
26	313	Justin Hopgood	Michigan	5.000	8.400	8.100	8.250	...	13.250
27	321	Marty Strech	Michigan	5.000	8.100	8.100	8.100	...	13.100
28*	504	Antonio Castro	Nebraska	4.700	8.500	8.100	8.300	...	13.000
28*	103	Alex Diab	Illinois	4.700	8.500	8.100	8.300	...	13.000
30T	518	Chris Stephenson	Nebraska	4.900	8.200	7.800	8.000	...	12.900
30T	408	Justin Karstadt	Minnesota	5.000	8.000	7.800	7.900	...	12.900
30T	306	Emyre Cole	Michigan	5.100	7.900	7.700	7.800	...	12.900
33	206	Austin Hodges	Iowa	5.200	7.500	7.800	7.650	...	12.850
34	509	Jordan King	Nebraska	4.600	7.700	7.800	7.750	...	12.350
35	406	Shaun Herzog	Minnesota	4.900	7.500	7.200	7.350	...	12.250
36	316	Anthony McCallum	Michigan	4.800	7.400	7.100	7.250	...	12.050
37	202	Andrew Botto	Iowa	4.200	6.600	7.000	6.800	...	11.000