

2018 Men's JO Nationals Finals

Meet Results - Multi







May 12-13, 2018

Page: 1
Printed: 5/12/2018 6:26 PM

Men / 10 / 16 yrs

Session: 8J,8S

Judge's Signatures

Rank	Num	Name/Gym								AA
1	438	James Friedman OMEGA Gym	Prelims	Final: 12.500	12.300	13.500	13.300	12.900	12.600	77.100
				D/E: 3.8 / 8.700	3.7 / 8.600	4.4 / 9.100	4.0 / 9.300	3.6 / 9.300	3.5 / 9.100	ND:
			Finals	Final: 12.350	12.200	13.800	13.200	13.000	13.050	77.600
				D/E: 3.8 / 8.650	3.7 / 8.500	4.5 / 9.300	4.0 / 9.200	3.6 / 9.400	3.7 / 9.350	ND: -0.1
Combined Total: 154.700										
2	540	Max Enis Sterling Gym	Prelims	Final: 13.200	12.150	12.200	13.950	13.200	12.750	77.450
				D/E: 3.7 / 9.500	3.7 / 8.450	3.4 / 8.800	4.2 / 9.750	4.3 / 8.900	3.4 / 9.350	ND:
			Finals	Final: 13.300	12.300	12.250	13.800	13.100	12.400	77.150
				D/E: 3.7 / 9.600	3.7 / 8.600	3.4 / 8.850	4.1 / 9.700	4.3 / 8.800	3.3 / 9.100	ND:
Combined Total: 154.600										
3	348	Matthew Schuchman Hotshots	Prelims	Final: 13.200	11.200	11.850	13.300	12.950	12.750	75.250
				D/E: 4.5 / 8.700	2.3 / 8.900	2.5 / 9.350	4.8 / 8.500	3.2 / 9.750	3.7 / 9.050	ND:
			Finals	Final: 13.800	11.450	12.100	14.450	12.800	13.000	77.600
				D/E: 4.6 / 9.200	2.3 / 9.150	2.5 / 9.900	4.8 / 9.650	3.2 / 9.600	3.8 / 9.200	ND: -0.3
Combined Total: 152.850										
4	589	Maxim Ryzhuk VSSG	Prelims	Final: 12.650	10.400	13.000	14.100	12.100	12.900	75.150
				D/E: 4.3 / 8.350	3.8 / 6.600	4.4 / 8.600	4.8 / 9.400	4.1 / 8.000	3.9 / 9.000	ND: -0.1
			Finals	Final: 12.100	11.800	13.000	14.500	13.450	12.700	77.550
				D/E: 4.3 / 7.800	3.8 / 8.000	4.4 / 8.600	4.8 / 9.700	4.2 / 9.250	4.0 / 8.700	ND:
Combined Total: 152.700										
5	218	Zachary Nunez Cypress	Prelims	Final: 12.450	13.300	11.650	13.250	12.850	12.600	76.100
				D/E: 4.3 / 8.150	4.6 / 8.700	4.2 / 7.450	4.0 / 9.350	4.3 / 8.550	3.7 / 8.900	ND: -0.1
			Finals	Final: 12.500	11.800	12.300	13.200	12.900	12.500	75.200
				D/E: 4.2 / 8.300	4.3 / 7.500	4.4 / 7.900	4.0 / 9.200	4.3 / 8.600	3.8 / 8.700	ND:
Combined Total: 151.300										
6	440	Alec Van Pevenage OMEGA Gym	Prelims	Final: 12.300	12.150	12.850	13.350	12.450	11.800	74.900
				D/E: 3.6 / 8.700	3.3 / 8.850	3.7 / 9.150	4.0 / 9.350	3.4 / 9.050	2.5 / 9.300	ND:
			Finals	Final: 12.500	11.750	12.750	13.500	12.800	11.850	75.150
				D/E: 3.6 / 8.900	3.4 / 8.350	3.7 / 9.050	4.0 / 9.500	3.5 / 9.300	3.0 / 8.850	ND:
Combined Total: 150.050										
7	145	Matthew Sulham Apollo - VA	Prelims	Final: 12.950	11.100	10.800	13.850	12.050	12.550	73.300
				D/E: 3.9 / 9.050	3.2 / 7.900	4.1 / 6.700	4.2 / 9.650	3.8 / 8.250	3.5 / 9.050	ND:
			Finals	Final: 13.450	11.750	12.200	13.900	12.400	12.800	76.500
				D/E: 4.0 / 9.450	3.2 / 8.550	4.1 / 8.100	4.2 / 9.700	3.8 / 8.600	3.6 / 9.200	ND:
Combined Total: 149.800										

2018 Men's JO Nationals Finals

Meet Results - Multi







May 12-13, 2018

Page: 2

Printed: 5/12/2018 6:26 PM

Men / 10 / 16 yrs

Session: 8J,8S

Rank	Num	Name/Gym							AA	
8	340	David Soltani High Point	Prelims	Final: 12.700	12.050	10.950	13.450	12.600	12.850	74.600
				D/E: 4.0 / 8.700	3.7 / 8.350	2.6 / 8.350	4.0 / 9.550	3.5 / 9.100	3.7 / 9.150	
				ND:			-0.1			
			Finals	Final: 13.200	12.500	11.250	12.850	12.900	12.400	75.100
				D/E: 4.3 / 8.900	3.7 / 8.800	2.6 / 8.950	4.4 / 8.450	3.6 / 9.300	3.7 / 8.700	
				ND:		-0.3				
								<u>Combined Total:</u>	<u>149.700</u>	
9	597	Troy Lipis Walters GymJam	Prelims	Final: 12.800	11.750	11.600	13.400	11.850	12.450	73.850
				D/E: 4.1 / 8.700	3.7 / 8.050	3.5 / 8.100	4.0 / 9.400	3.5 / 8.350	3.3 / 9.150	
				ND:						
			Finals	Final: 11.400	11.650	13.050	13.400	12.950	12.850	75.300
				D/E: 4.1 / 7.300	3.7 / 7.950	3.5 / 9.550	4.0 / 9.500	3.6 / 9.350	3.4 / 9.450	
				ND:			-0.1			
								<u>Combined Total:</u>	<u>149.150</u>	
10	466	Cooper Giles Premier - IL	Prelims	Final: 13.050	12.850	10.900	11.850	12.300	12.000	72.950
				D/E: 4.0 / 9.050	4.4 / 8.450	3.4 / 7.500	2.4 / 9.450	3.0 / 9.300	3.1 / 8.900	
				ND:						
			Finals	Final: 13.300	13.950	11.600	12.650	12.650	11.800	75.950
				D/E: 4.1 / 9.200	4.9 / 9.050	3.4 / 8.200	3.2 / 9.450	3.4 / 9.250	3.1 / 8.700	
				ND:						
								<u>Combined Total:</u>	<u>148.900</u>	
11	119	Erik Engelke Above the Bar - VA	Prelims	Final: 12.400	12.150	12.250	12.700	12.250	12.800	74.550
				D/E: 3.8 / 8.600	3.8 / 8.350	4.2 / 8.050	3.2 / 9.500	3.3 / 8.950	3.5 / 9.300	
				ND:						
			Finals	Final: 12.450	12.300	12.200	12.500	12.300	12.300	74.050
				D/E: 3.8 / 8.650	3.8 / 8.500	4.2 / 8.000	3.2 / 9.300	3.3 / 9.000	3.5 / 8.800	
				ND:						
								<u>Combined Total:</u>	<u>148.600</u>	
12	446	Ryan McMaster Omega School	Prelims	Final: 11.500	12.050	11.450	13.600	11.700	11.900	72.200
				D/E: 4.2 / 7.300	3.6 / 8.450	3.8 / 7.650	4.0 / 9.600	3.8 / 7.900	3.5 / 8.400	
				ND:						
			Finals	Final: 12.950	12.000	11.950	13.750	12.700	12.800	76.150
				D/E: 3.9 / 9.050	3.8 / 8.200	3.9 / 8.050	4.0 / 9.750	3.6 / 9.100	3.6 / 9.200	
				ND:						
								<u>Combined Total:</u>	<u>148.350</u>	
13	573	Noah Adams Twistars	Prelims	Final: 12.900	11.750	11.150	13.950	12.250	11.850	73.850
				D/E: 4.0 / 8.900	3.8 / 7.950	3.1 / 8.050	4.2 / 9.750	3.4 / 8.850	3.7 / 8.150	
				ND:						
			Finals	Final: 13.000	11.300	12.150	13.800	12.350	11.800	74.400
				D/E: 4.0 / 9.000	3.8 / 7.500	3.6 / 8.550	4.1 / 9.700	3.3 / 9.050	3.4 / 8.400	
				ND:						
								<u>Combined Total:</u>	<u>148.250</u>	
14	399	Ridley Roelofs Metro Gym	Prelims	Final: 12.400	11.300	11.600	13.550	12.300	12.600	73.750
				D/E: 3.4 / 9.000	3.0 / 8.300	3.3 / 8.300	4.0 / 9.550	3.4 / 8.900	3.5 / 9.100	
				ND:						
			Finals	Final: 12.400	11.650	12.400	13.350	12.450	11.750	74.000
				D/E: 3.4 / 9.000	2.9 / 8.750	3.5 / 8.900	4.0 / 9.450	3.4 / 9.050	3.5 / 8.250	
				ND:			-0.1			
								<u>Combined Total:</u>	<u>147.750</u>	

2018 Men's JO Nationals Finals

Meet Results - Multi







May 12-13, 2018

Page: 3

Printed: 5/12/2018 6:26 PM

Men / 10 / 16 yrs

Session: 8J,8S

Rank	Num	Name/Gym								AA
15	301	Blake Tingzon Gym Olympica	Prelims	Final: 11.450	12.250	11.950	11.900	12.400	12.200	72.150
				D/E: 3.9 / 7.550	3.4 / 8.850	3.5 / 8.450	2.8 / 9.100	3.5 / 8.900	3.3 / 8.900	
			Finals	Final: 12.900	12.150	12.050	12.700	12.600	12.700	75.100
				D/E: 3.8 / 9.100	3.4 / 8.750	3.5 / 8.550	3.2 / 9.500	3.5 / 9.100	3.4 / 9.300	
				ND:						
										<u>Combined Total: 147.250</u>
16	469	Beau Herion Premier - IL	Prelims	Final: 12.200	11.300	12.300	13.250	12.250	12.250	73.550
				D/E: 3.6 / 8.600	3.4 / 7.900	4.0 / 8.300	4.0 / 9.250	3.3 / 8.950	3.5 / 8.750	
			Finals	Final: 12.700	10.650	12.550	13.200	11.550	12.900	73.550
				D/E: 3.6 / 9.100	3.4 / 7.250	4.0 / 8.550	4.0 / 9.200	3.3 / 8.250	3.6 / 9.300	
				ND:						
										<u>Combined Total: 147.100</u>
17	444	Dylan Colangelo Olympic Dreams	Prelims	Final: 12.600	11.200	11.450	13.750	12.000	11.350	72.350
				D/E: 3.9 / 8.700	3.2 / 8.000	4.0 / 7.450	4.2 / 9.550	3.5 / 8.500	3.3 / 8.050	
			Finals	Final: 12.700	11.350	12.450	13.950	12.350	11.900	74.700
				D/E: 3.9 / 8.800	3.2 / 8.450	4.2 / 8.250	4.3 / 9.650	3.3 / 9.050	3.0 / 8.900	
				ND:		-0.3				
										<u>Combined Total: 147.050</u>
18	220	Connor Cavanagh Daggett	Prelims	Final: 12.200	10.850	12.100	13.650	12.150	12.100	73.050
				D/E: 3.9 / 8.300	3.3 / 7.550	3.9 / 8.200	4.2 / 9.450	3.3 / 8.850	3.3 / 8.800	
			Finals	Final: 12.650	11.400	12.200	13.650	12.750	10.900	73.550
				D/E: 3.9 / 8.750	3.3 / 8.100	3.9 / 8.300	4.2 / 9.450	3.4 / 9.350	2.6 / 8.300	
				ND:						
										<u>Combined Total: 146.600</u>
19	191	Bryce McKenzie CTC	Prelims	Final: 12.450	12.050	11.650	13.300	11.350	12.750	73.550
				D/E: 4.0 / 8.450	3.5 / 8.550	4.4 / 7.250	4.0 / 9.300	3.7 / 7.650	3.7 / 9.050	
			Finals	Final: 13.000	10.650	12.550	12.800	11.300	12.700	73.000
				D/E: 4.0 / 9.000	3.4 / 7.250	4.4 / 8.150	4.0 / 8.900	3.7 / 7.600	3.7 / 9.000	
				ND:			-0.1			
										<u>Combined Total: 146.550</u>
20	247	Eric Shebert Elevate	Prelims	Final: 12.250	10.950	11.950	13.600	11.600	12.850	73.200
				D/E: 4.5 / 7.750	3.2 / 7.750	4.2 / 7.750	4.0 / 9.600	3.6 / 8.000	3.7 / 9.150	
			Finals	Final: 12.200	10.150	12.600	13.300	12.500	12.400	73.150
				D/E: 4.4 / 7.800	3.2 / 6.950	4.2 / 8.400	4.0 / 9.400	3.8 / 8.700	3.7 / 8.700	
				ND:			-0.1			
										<u>Combined Total: 146.350</u>
21	260	Kyden Martinez Eyas	Prelims	Final: 12.650	11.500	11.500	13.350	12.100	11.100	72.200
				D/E: 4.2 / 8.450	3.5 / 8.000	3.9 / 7.600	4.0 / 9.350	3.1 / 9.000	2.6 / 8.500	
			Finals	Final: 12.900	11.700	12.350	13.350	12.150	11.650	74.100
				D/E: 4.1 / 8.800	3.6 / 8.100	3.9 / 8.450	4.0 / 9.350	3.1 / 9.050	2.6 / 9.050	
				ND:						
										<u>Combined Total: 146.300</u>

2018 Men's JO Nationals Finals

Meet Results - Multi







May 12-13, 2018

Page: 4

Printed: 5/12/2018 6:26 PM

Men / 10 / 16 yrs

Session: 8J,8S

Rank	Num	Name/Gym								AA
22	395	Jade Robinson Meadowland	Prelims	Final: 12.250	11.900	12.400	12.600	12.700	11.400	73.250
				D/E: 3.7 / 8.550	4.0 / 7.900	4.3 / 8.100	3.2 / 9.500	3.5 / 9.200	2.6 / 8.800	ND:
				-0.1						
			Finals	Final: 12.600	10.400	12.000	12.650	12.950	12.400	73.000
				D/E: 3.7 / 8.900	4.0 / 6.400	3.9 / 8.100	3.2 / 9.450	3.5 / 9.450	3.2 / 9.200	ND:
				<u>Combined Total:</u>						<u>146.250</u>
23	615	Ray Bridges 3rd World Xtreme	Prelims	Final: 12.850	11.650	11.400	14.050	12.000	12.700	74.650
				D/E: 3.7 / 9.150	3.3 / 8.350	4.3 / 7.100	4.6 / 9.450	3.7 / 8.300	3.5 / 9.200	ND:
			Finals	Final: 13.100	11.100	11.800	14.100	12.100	9.200	71.400
				D/E: 3.9 / 9.200	3.3 / 7.800	4.3 / 7.500	4.6 / 9.500	3.7 / 8.400	2.7 / 6.500	ND:
				<u>Combined Total:</u>						<u>146.050</u>
24	299	Kai Takahashi Gym Olympica	Prelims	Final: 12.750	12.600	11.900	10.900	12.300	11.800	72.250
				D/E: 3.6 / 9.150	4.0 / 8.600	3.1 / 8.800	2.4 / 8.500	3.6 / 8.700	2.8 / 9.000	ND:
			Finals	Final: 12.700	12.650	11.950	11.950	12.350	12.100	73.700
				D/E: 3.6 / 9.100	4.0 / 8.650	3.3 / 8.650	2.4 / 9.550	3.6 / 8.750	2.8 / 9.300	ND:
				<u>Combined Total:</u>						<u>145.950</u>
25	204	Nathaniel Warren Centre Elite	Prelims	Final: 11.850	12.300	12.800	13.500	10.500	11.350	72.300
				D/E: 4.2 / 7.650	3.8 / 8.500	4.2 / 8.600	4.0 / 9.500	3.8 / 6.700	3.6 / 7.750	ND:
			Finals	Final: 11.800	12.150	12.500	13.350	11.700	11.850	73.350
				D/E: 4.3 / 7.500	3.8 / 8.350	4.0 / 8.500	4.0 / 9.350	3.9 / 7.800	3.6 / 8.250	ND:
				<u>Combined Total:</u>						<u>145.650</u>
26	384	Zackrey Lerwill Madison Gym	Prelims	Final: 11.300	10.600	11.350	13.350	13.050	11.500	71.150
				D/E: 4.3 / 7.000	3.6 / 7.000	3.9 / 7.450	4.0 / 9.350	3.4 / 9.650	3.2 / 8.300	ND:
			Finals	Final: 12.250	11.900	11.800	13.600	12.750	12.100	74.400
				D/E: 4.2 / 8.050	3.8 / 8.100	3.7 / 8.100	4.0 / 9.600	3.4 / 9.350	3.2 / 8.900	ND:
				<u>Combined Total:</u>						<u>145.550</u>
27	396	Taiga Yamanaka Meadowland	Prelims	Final: 13.050	10.750	11.850	12.400	11.400	11.550	71.000
				D/E: 4.1 / 8.950	3.6 / 7.150	4.0 / 7.850	3.2 / 9.200	3.6 / 7.800	3.6 / 7.950	ND:
			Finals	Final: 12.850	12.200	12.550	12.600	11.450	12.500	74.150
				D/E: 4.1 / 8.750	3.5 / 8.700	4.0 / 8.550	3.2 / 9.400	3.6 / 7.850	3.6 / 8.900	ND:
				<u>Combined Total:</u>						<u>145.150</u>
28	123	David Rauchwerger Accel	Prelims	Final: 11.350	11.700	11.700	13.900	12.400	11.800	72.850
				D/E: 4.3 / 7.050	3.1 / 8.600	2.8 / 8.900	4.2 / 9.700	3.3 / 9.100	2.5 / 9.300	ND:
			Finals	Final: 11.850	10.250	11.700	13.700	12.750	11.400	71.650
				D/E: 4.3 / 7.550	3.1 / 7.150	2.8 / 9.200	4.1 / 9.600	3.4 / 9.350	2.8 / 8.600	ND:
				-0.3						
				<u>Combined Total:</u>						<u>144.500</u>

2018 Men's JO Nationals Finals

Meet Results - Multi







May 12-13, 2018

Page: 5

Printed: 5/12/2018 6:26 PM

Men / 10 / 16 yrs

Session: 8J,8S

Rank	Num	Name/Gym								AA
29	610	Kentaro Komazawa Wimbleton	Prelims	Final: 13.100	10.700	11.100	13.150	11.950	11.400	71.400
				D/E: 4.4 / 8.700	3.3 / 7.400	3.4 / 7.700	4.0 / 9.250	3.3 / 8.650	3.3 / 8.100	ND:
			Finals	Final: 13.250	11.050	11.250	13.450	12.350	11.650	73.000
				D/E: 4.4 / 8.850	3.4 / 7.650	3.6 / 7.650	4.0 / 9.450	3.8 / 8.550	3.3 / 8.350	ND:
				<u>Combined Total:</u>						<u>144.400</u>
30	294	Brady Vincent Gym Force	Prelims	Final: 12.150	11.600	12.100	13.200	11.800	11.050	71.900
				D/E: 4.0 / 8.150	3.0 / 8.600	4.0 / 8.100	4.0 / 9.200	3.5 / 8.300	3.2 / 7.850	ND:
			Finals	Final: 12.700	11.850	11.650	13.250	11.650	11.300	72.400
				D/E: 3.9 / 8.800	2.9 / 8.950	4.0 / 7.650	4.0 / 9.250	3.6 / 8.050	2.9 / 8.400	ND:
				<u>Combined Total:</u>						<u>144.300</u>
31	373	Jordan Berezowitz Legacy	Prelims	Final: 12.100	12.950	10.650	13.700	11.150	11.200	71.750
				D/E: 3.8 / 8.300	4.1 / 8.850	3.3 / 7.350	4.2 / 9.600	3.5 / 7.650	3.3 / 7.900	ND:
			Finals	Final: 12.400	12.750	11.300	13.750	11.650	10.400	72.250
				D/E: 3.8 / 8.600	4.1 / 8.650	3.1 / 8.200	4.2 / 9.550	3.5 / 8.150	3.3 / 7.100	ND:
				<u>Combined Total:</u>						<u>144.000</u>
32	424	Brett Balser New Hampshire Acad	Prelims	Final: 13.050	10.200	11.750	13.900	11.400	11.200	71.500
				D/E: 3.8 / 9.250	2.8 / 7.400	3.5 / 8.250	4.4 / 9.500	3.6 / 7.800	3.2 / 8.000	ND:
			Finals	Final: 12.350	10.950	11.550	13.800	11.750	11.350	71.750
				D/E: 3.8 / 8.550	3.2 / 7.750	3.5 / 8.050	4.4 / 9.400	3.5 / 8.250	3.2 / 8.150	ND:
				<u>Combined Total:</u>						<u>143.250</u>
33	379	Samuel Shafransky MEGA - MI	Prelims	Final: 12.700	10.750	11.600	12.150	12.450	12.250	71.900
				D/E: 3.8 / 8.900	2.9 / 7.850	3.6 / 8.000	2.8 / 9.350	3.5 / 8.950	3.1 / 9.150	ND:
			Finals	Final: 12.700	11.000	11.500	11.450	12.500	12.000	71.150
				D/E: 3.8 / 8.900	2.9 / 8.100	3.6 / 7.900	2.8 / 8.950	3.6 / 8.900	3.1 / 8.900	ND:
				<u>Combined Total:</u>						<u>143.050</u>
34	436	Jackson Pophal North Valley	Prelims	Final: 11.700	11.650	11.750	12.500	12.350	11.750	71.700
				D/E: 3.3 / 8.400	3.1 / 8.550	3.2 / 8.550	3.2 / 9.400	3.5 / 8.850	3.2 / 8.550	ND:
			Finals	Final: 11.950	10.800	11.800	12.550	12.450	11.700	71.250
				D/E: 3.3 / 8.650	3.1 / 7.700	3.2 / 8.900	3.2 / 9.450	3.5 / 8.950	3.2 / 8.500	ND:
				<u>Combined Total:</u>						<u>142.950</u>
35	281	Ethan Lee Georgia Gym Acad	Prelims	Final: 12.550	10.850	11.100	12.300	12.250	12.050	71.100
				D/E: 3.9 / 8.650	3.1 / 7.750	3.3 / 7.800	2.8 / 9.500	3.6 / 8.650	3.3 / 8.750	ND:
			Finals	Final: 11.850	9.900	10.850	12.300	11.950	11.650	68.500
				D/E: 3.9 / 7.950	3.0 / 6.900	3.3 / 7.850	2.9 / 9.400	3.4 / 8.550	3.5 / 8.150	ND:
				<u>Combined Total:</u>						<u>139.600</u>

2018 Men's JO Nationals Finals

Meet Results - Multi







May 12-13, 2018

Page: 6

Printed: 5/12/2018 6:26 PM

Men / 10 / 16 yrs







Session: 8J,8S

Rank	Num	Name/Gym								AA
36	307	Judah Sung Gym World	Prelims	Final: 12.700	11.150	11.600	12.750	10.900	11.850	70.950
				D/E: 3.9 / 8.800	3.4 / 7.750	3.6 / 8.000	3.2 / 9.650	3.5 / 7.400	3.2 / 8.650	ND: -0.1
			Finals	Final: 0.000	11.600	12.500	12.750	10.650	11.500	59.000
				D/E: 0.0 / 0.000	3.4 / 8.200	3.6 / 8.900	3.2 / 9.550	2.8 / 7.850	3.2 / 8.300	ND:
Combined Total: 129.950										
37	429	VT-Alan Morgan NSG	Prelims	Final: 11.450	11.300	11.700	14.000	11.700	10.550	70.700
				D/E: 4.1 / 7.650	3.6 / 7.700	3.9 / 7.800	4.4 / 9.600	3.4 / 8.300	3.4 / 7.150	ND: -0.3
			Finals	Final: 0.000	0.000	0.000	13.700	0.000	0.000	13.700
				D/E: 0.0 / 0.000	0.0 / 0.000	0.0 / 0.000	4.2 / 9.600	0.0 / 0.000	0.0 / 0.000	ND: -0.1
Combined Total: 84.400										
38	472	PB-Tristan Cruz Premier West	Prelims	Final: 12.150	11.500	10.000	11.900	12.800	11.700	70.050
				D/E: 3.7 / 8.450	3.6 / 7.900	3.4 / 6.600	3.2 / 8.700	3.4 / 9.400	3.5 / 8.200	ND:
			Finals	Final: 0.000	0.000	0.000	0.000	12.900	0.000	12.900
				D/E: 0.0 / 0.000	0.0 / 0.000	0.0 / 0.000	0.0 / 0.000	3.4 / 9.500	0.0 / 0.000	ND:
Combined Total: 82.950										
39	144	VT-Xavier Howard Apollo - VA	Prelims	Final: 13.000	10.350	10.450	14.100	10.400	10.400	68.700
				D/E: 3.7 / 9.300	2.3 / 8.050	2.3 / 8.150	4.4 / 9.700	2.5 / 7.900	3.0 / 7.400	ND:
			Finals	Final: 0.000	0.000	0.000	13.900	0.000	0.000	13.900
				D/E: 0.0 / 0.000	0.0 / 0.000	0.0 / 0.000	4.2 / 9.700	0.0 / 0.000	0.0 / 0.000	ND:
Combined Total: 82.600										
40	518	SR-Matthew Chertkow Seawind	Prelims	Final: 12.250	11.000	12.700	11.800	11.900	10.100	69.750
				D/E: 3.7 / 8.550	4.0 / 7.000	4.2 / 8.500	2.4 / 9.500	3.5 / 8.400	3.7 / 6.400	ND: -0.1
			Finals	Final: 0.000	0.000	12.100	0.000	0.000	0.000	12.100
				D/E: 0.0 / 0.000	0.0 / 0.000	4.2 / 7.900	0.0 / 0.000	0.0 / 0.000	0.0 / 0.000	ND:
Combined Total: 81.850										
41	214	FX-Noel Krzeminski Crenshaws	Prelims	Final: 13.100	9.500	11.250	12.900	10.850	10.600	68.200
				D/E: 4.2 / 8.900	3.2 / 6.300	3.8 / 7.450	4.0 / 9.200	3.4 / 7.450	2.9 / 7.700	ND: -0.3
			Finals	Final: 13.150	0.000	0.000	0.000	0.000	0.000	13.150
				D/E: 4.2 / 8.950	0.0 / 0.000	0.0 / 0.000	0.0 / 0.000	0.0 / 0.000	0.0 / 0.000	ND:
Combined Total: 81.350										
42	357	PH-Harrison Andary Integrity Athletics	Prelims	Final: 0.000	12.550	11.100	0.000	11.050	10.450	45.150
				D/E: 0.0 / 0.000	4.1 / 8.450	3.1 / 8.000	0.0 / 0.000	2.4 / 8.650	2.4 / 8.050	ND:
			Finals	Final: 0.000	9.250	0.000	0.000	0.000	0.000	9.250
				D/E: 0.0 / 0.000	3.8 / 5.450	0.0 / 0.000	0.0 / 0.000	0.0 / 0.000	0.0 / 0.000	ND:
Combined Total: 54.400										

2018 Men's JO Nationals Finals

Meet Results - Multi

May 12-13, 2018

Rank	Num	Name/Gym								AA
43	286	PH-Mathieu Champagne Granite State	Prelims	Final: 0.000	12.450	0.000	0.000	0.000	0.000	12.450
				D/E: 0.0 / 0.000	4.3 / 8.150	0.0 / 0.000	0.0 / 0.000	0.0 / 0.000	0.0 / 0.000	
				ND:						
			Finals	Final: 0.000	11.750	0.000	0.000	0.000	0.000	11.750
				D/E: 0.0 / 0.000	4.3 / 7.450	0.0 / 0.000	0.0 / 0.000	0.0 / 0.000	0.0 / 0.000	
				ND:						
<u>Combined Total:</u>										<u>24.200</u>

2018 Men's JO Nationals Finals

Event Results - Multi

May 12-13, 2018

#1 = 2018 Men's JO Nationals Finals: 100%

#2 = 2018 Men's JO Nationals: 100%



Place	Num	Name	Gym		#2	#1	Score
1	348	Matthew Schuchman	Hotshots	Fin:	13.200	13.800	27.000
				D:	4.500	4.600	
				E:	8.700	9.200	
				ND:			
2	540	Max Enis	Sterling Gym	Fin:	13.200	13.300	26.500
				D:	3.700	3.700	
				E:	9.500	9.600	
				ND:			
3	145	Matthew Sulham	Apollo - VA	Fin:	12.950	13.450	26.400
				D:	3.900	4.000	
				E:	9.050	9.450	
				ND:			
4T	466	Cooper Giles	Premier - IL	Fin:	13.050	13.300	26.350
				D:	4.000	4.100	
				E:	9.050	9.200	
				ND:			
4T	610	Kentaro Komazawa	Wimbledon	Fin:	13.100	13.250	26.350
				D:	4.400	4.400	
				E:	8.700	8.850	
				ND:			
6	214	FX-Noel Krzeminski	Crenshaws	Fin:	13.100	13.150	26.250
				D:	4.200	4.200	
				E:	8.900	8.950	
				ND:			
7	615	Ray Bridges 3rd	World Xtreme	Fin:	12.850	13.100	25.950
				D:	3.700	3.900	
				E:	9.150	9.200	
				ND:			
8T	396	Taiga Yamanaka	Meadowland	Fin:	13.050	12.850	25.900
				D:	4.100	4.100	
				E:	8.950	8.750	
				ND:			
8T	340	David Soltani	High Point	Fin:	12.700	13.200	25.900
				D:	4.000	4.300	
				E:	8.700	8.900	
				ND:			
8T	573	Noah Adams	Twistars	Fin:	12.900	13.000	25.900
				D:	4.000	4.000	
				E:	8.900	9.000	
				ND:			
11	260	Kyden Martinez	Eyas	Fin:	12.650	12.900	25.550
				D:	4.200	4.100	
				E:	8.450	8.800	
				ND:			
12T	191	Bryce McKenzie	CTC	Fin:	12.450	13.000	25.450
				D:	4.000	4.000	
				E:	8.450	9.000	
				ND:			

2018 Men's JO Nationals Finals

Event Results - Multi

May 12-13, 2018

#1 = 2018 Men's JO Nationals Finals: 100%

#2 = 2018 Men's JO Nationals: 100%



Place	Num	Name	Gym		#2	#1	Score
12T	299	Kai Takahashi	Gym Olympica	Fin:	12.750	12.700	25.450
				D:	3.600	3.600	
				E:	9.150	9.100	
				ND:			
14T	424	Brett Balsler	New Hampshire Acad	Fin:	13.050	12.350	25.400
				D:	3.800	3.800	
				E:	9.250	8.550	
				ND:			
14T	379	Samuel Shafransky	MEGA - MI	Fin:	12.700	12.700	25.400
				D:	3.800	3.800	
				E:	8.900	8.900	
				ND:			
16	444	Dylan Colangelo	Olympic Dreams	Fin:	12.600	12.700	25.300
				D:	3.900	3.900	
				E:	8.700	8.800	
				ND:			
17	218	Zachary Nunez	Cypress	Fin:	12.450	12.500	24.950
				D:	4.300	4.200	
				E:	8.150	8.300	
				ND:			
18	469	Beau Herion	Premier - IL	Fin:	12.200	12.700	24.900
				D:	3.600	3.600	
				E:	8.600	9.100	
				ND:			
19T	395	Jade Robinson	Meadowland	Fin:	12.250	12.600	24.850
				D:	3.700	3.700	
				E:	8.550	8.900	
				ND:			
19T	438	James Friedman	OMEGA Gym	Fin:	12.500	12.350	24.850
				D:	3.800	3.800	
				E:	8.700	8.650	
				ND:		-0.100	
19T	119	Erik Engelke	Above the Bar - VA	Fin:	12.400	12.450	24.850
				D:	3.800	3.800	
				E:	8.600	8.650	
				ND:			
19T	220	Connor Cavanagh	Daggett	Fin:	12.200	12.650	24.850
				D:	3.900	3.900	
				E:	8.300	8.750	
				ND:			
19T	294	Brady Vincent	Gym Force	Fin:	12.150	12.700	24.850
				D:	4.000	3.900	
				E:	8.150	8.800	
				ND:			
24T	440	Alec Van Pevenage	OMEGA Gym	Fin:	12.300	12.500	24.800
				D:	3.600	3.600	
				E:	8.700	8.900	
				ND:			

2018 Men's JO Nationals Finals

Event Results - Multi

May 12-13, 2018

#1 = 2018 Men's JO Nationals Finals: 100%

#2 = 2018 Men's JO Nationals: 100%



Place	Num	Name	Gym		#2	#1	Score
24T	399	Ridley Roelofs	Metro Gym	Fin:	12.400	12.400	24.800
				D:	3.400	3.400	
				E:	9.000	9.000	
				ND:			
26	589	Maxim Ryzhuk	VSSG	Fin:	12.650	12.100	24.750
				D:	4.300	4.300	
				E:	8.350	7.800	
				ND:			
27	373	Jordan Berezowitz	Legacy	Fin:	12.100	12.400	24.500
				D:	3.800	3.800	
				E:	8.300	8.600	
				ND:			
28T	247	Eric Shebert	Elevate	Fin:	12.250	12.200	24.450
				D:	4.500	4.400	
				E:	7.750	7.800	
				ND:			
28T	446	Ryan McMaster	Omega School	Fin:	11.500	12.950	24.450
				D:	4.200	3.900	
				E:	7.300	9.050	
				ND:			
30	281	Ethan Lee	Georgia Gym Acad	Fin:	12.550	11.850	24.400
				D:	3.900	3.900	
				E:	8.650	7.950	
				ND:			
31	301	Blake Tingzon	Gym Olympica	Fin:	11.450	12.900	24.350
				D:	3.900	3.800	
				E:	7.550	9.100	
				ND:			
32	597	Troy Lipis	Wallers GymJam	Fin:	12.800	11.400	24.200
				D:	4.100	4.100	
				E:	8.700	7.300	
				ND:			
33T	204	Nathaniel Warren	Centre Elite	Fin:	11.850	11.800	23.650
				D:	4.200	4.300	
				E:	7.650	7.500	
				ND:			
33T	436	Jackson Pophal	North Valley	Fin:	11.700	11.950	23.650
				D:	3.300	3.300	
				E:	8.400	8.650	
				ND:			
35	384	Zackrey Lerwill	Madison Gym	Fin:	11.300	12.250	23.550
				D:	4.300	4.200	
				E:	7.000	8.050	
				ND:			
36	123	David Rauchwerger	Accel	Fin:	11.350	11.850	23.200
				D:	4.300	4.300	
				E:	7.050	7.550	
				ND:			

2018 Men's JO Nationals Finals

Event Results - Multi

May 12-13, 2018

#1 = 2018 Men's JO Nationals Finals: 100%

#2 = 2018 Men's JO Nationals: 100%



Place	Num	Name	Gym		#2	#1	Score
37	144	VT-Xavier Howard	Apollo - VA	Fin:	13.000	0.000	13.000
				D:	3.700	0.000	
				E:	9.300	0.000	
				ND:			
38	307	Judah Sung	Gym World	Fin:	12.700	0.000	12.700
				D:	3.900	0.000	
				E:	8.800	0.000	
				ND:			
39	518	SR-Matthew Chertkow	Seawind	Fin:	12.250	0.000	12.250
				D:	3.700	0.000	
				E:	8.550	0.000	
				ND:			
40	472	PB-Tristan Cruz	Premier West	Fin:	12.150	0.000	12.150
				D:	3.700	0.000	
				E:	8.450	0.000	
				ND:			
41	429	VT-Alan Morgan	NSG	Fin:	11.450	0.000	11.450
				D:	4.100	0.000	
				E:	7.650	0.000	
				ND:	-0.300		
42T	286	PH-Mathieu Champagne	Granite State	Fin:	0.000	0.000	0.000
				D:	0.000	0.000	
				E:	0.000	0.000	
				ND:			
42T	357	PH-Harrison Andary	Integrity Athletics	Fin:	0.000	0.000	0.000
				D:	0.000	0.000	
				E:	0.000	0.000	
				ND:			

2018 Men's JO Nationals Finals

Event Results - Multi

May 12-13, 2018

Page: 1

Printed: 5/12/2018 6:28 PM

Men / 10 / 16 yrs

Session: 8J,8S

#1 = 2018 Men's JO Nationals Finals: 100%

#2 = 2018 Men's JO Nationals: 100%



Place	Num	Name	Gym		#2	#1	Score
1	466	Cooper Giles	Premier - IL	Fin:	12.850	13.950	26.800
				D:	4.400	4.900	
				E:	8.450	9.050	
				ND:			
2	373	Jordan Berezowitz	Legacy	Fin:	12.950	12.750	25.700
				D:	4.100	4.100	
				E:	8.850	8.650	
				ND:			
3	299	Kai Takahashi	Gym Olympica	Fin:	12.600	12.650	25.250
				D:	4.000	4.000	
				E:	8.600	8.650	
				ND:			
4	218	Zachary Nunez	Cypress	Fin:	13.300	11.800	25.100
				D:	4.600	4.300	
				E:	8.700	7.500	
				ND:			
5	340	David Soltani	High Point	Fin:	12.050	12.500	24.550
				D:	3.700	3.700	
				E:	8.350	8.800	
				ND:			
6	438	James Friedman	OMEGA Gym	Fin:	12.300	12.200	24.500
				D:	3.700	3.700	
				E:	8.600	8.500	
				ND:			
7T	119	Erik Engelke	Above the Bar - VA	Fin:	12.150	12.300	24.450
				D:	3.800	3.800	
				E:	8.350	8.500	
				ND:			
7T	204	Nathaniel Warren	Centre Elite	Fin:	12.300	12.150	24.450
				D:	3.800	3.800	
				E:	8.500	8.350	
				ND:			
7T	540	Max Enis	Sterling Gym	Fin:	12.150	12.300	24.450
				D:	3.700	3.700	
				E:	8.450	8.600	
				ND:			
10	301	Blake Tingzon	Gym Olympica	Fin:	12.250	12.150	24.400
				D:	3.400	3.400	
				E:	8.850	8.750	
				ND:			
11	286	PH-Mathieu Champagne	Granite State	Fin:	12.450	11.750	24.200
				D:	4.300	4.300	
				E:	8.150	7.450	
				ND:			
12	446	Ryan McMaster	Omega School	Fin:	12.050	12.000	24.050
				D:	3.600	3.800	
				E:	8.450	8.200	
				ND:			

2018 Men's JO Nationals Finals

Event Results - Multi

May 12-13, 2018

#1 = 2018 Men's JO Nationals Finals: 100%

#2 = 2018 Men's JO Nationals: 100%



Place	Num	Name	Gym		#2	#1	Score
13	440	Alec Van Pevenage	OMEGA Gym	Fin:	12.150	11.750	23.900
				D:	3.300	3.400	
				E:	8.850	8.350	
				ND:			
14	294	Brady Vincent	Gym Force	Fin:	11.600	11.850	23.450
				D:	3.000	2.900	
				E:	8.600	8.950	
				ND:			
15	597	Troy Lipis	Wallers GymJam	Fin:	11.750	11.650	23.400
				D:	3.700	3.700	
				E:	8.050	7.950	
				ND:			
16	260	Kyden Martinez	Eyas	Fin:	11.500	11.700	23.200
				D:	3.500	3.600	
				E:	8.000	8.100	
				ND:			
17	573	Noah Adams	Twistars	Fin:	11.750	11.300	23.050
				D:	3.800	3.800	
				E:	7.950	7.500	
				ND:			
18T	396	Taiga Yamanaka	Meadowland	Fin:	10.750	12.200	22.950
				D:	3.600	3.500	
				E:	7.150	8.700	
				ND:			
18T	399	Ridley Roelofs	Metro Gym	Fin:	11.300	11.650	22.950
				D:	3.000	2.900	
				E:	8.300	8.750	
				ND:			
20	145	Matthew Sulham	Apollo - VA	Fin:	11.100	11.750	22.850
				D:	3.200	3.200	
				E:	7.900	8.550	
				ND:			
21T	307	Judah Sung	Gym World	Fin:	11.150	11.600	22.750
				D:	3.400	3.400	
				E:	7.750	8.200	
				ND:			
21T	615	Ray Bridges 3rd	World Xtreme	Fin:	11.650	11.100	22.750
				D:	3.300	3.300	
				E:	8.350	7.800	
				ND:			
23	191	Bryce McKenzie	CTC	Fin:	12.050	10.650	22.700
				D:	3.500	3.400	
				E:	8.550	7.250	
				ND:			
24	348	Matthew Schuchman	Hotshots	Fin:	11.200	11.450	22.650
				D:	2.300	2.300	
				E:	8.900	9.150	
				ND:			

2018 Men's JO Nationals Finals

Event Results - Multi

May 12-13, 2018

#1 = 2018 Men's JO Nationals Finals: 100%

#2 = 2018 Men's JO Nationals: 100%



Place	Num	Name	Gym		#2	#1	Score
25	444	Dylan Colangelo	Olympic Dreams	Fin:	11.200	11.350	22.550
				D:	3.200	3.200	
				E:	8.000	8.450	
				ND:		-0.300	
26	384	Zackrey Lerwill	Madison Gym	Fin:	10.600	11.900	22.500
				D:	3.600	3.800	
				E:	7.000	8.100	
				ND:			
27	436	Jackson Pophal	North Valley	Fin:	11.650	10.800	22.450
				D:	3.100	3.100	
				E:	8.550	7.700	
				ND:			
28	395	Jade Robinson	Meadowland	Fin:	11.900	10.400	22.300
				D:	4.000	4.000	
				E:	7.900	6.400	
				ND:			
29	220	Connor Cavanagh	Daggett	Fin:	10.850	11.400	22.250
				D:	3.300	3.300	
				E:	7.550	8.100	
				ND:			
30	589	Maxim Ryzhuk	VSSG	Fin:	10.400	11.800	22.200
				D:	3.800	3.800	
				E:	6.600	8.000	
				ND:			
31T	123	David Rauchwerger	Accel	Fin:	11.700	10.250	21.950
				D:	3.100	3.100	
				E:	8.600	7.150	
				ND:			
31T	469	Beau Herion	Premier - IL	Fin:	11.300	10.650	21.950
				D:	3.400	3.400	
				E:	7.900	7.250	
				ND:			
33	357	PH-Harrison Andary	Integrity Athletics	Fin:	12.550	9.250	21.800
				D:	4.100	3.800	
				E:	8.450	5.450	
				ND:			
34T	379	Samuel Shafransky	MEGA - MI	Fin:	10.750	11.000	21.750
				D:	2.900	2.900	
				E:	7.850	8.100	
				ND:			
34T	610	Kentaro Komazawa	Wimbledon	Fin:	10.700	11.050	21.750
				D:	3.300	3.400	
				E:	7.400	7.650	
				ND:			
36	424	Brett Balsler	New Hampshire Acad	Fin:	10.200	10.950	21.150
				D:	2.800	3.200	
				E:	7.400	7.750	
				ND:			

2018 Men's JO Nationals Finals

Event Results - Multi

May 12-13, 2018

Page: 4

Printed: 5/12/2018 6:28 PM

Men / 10 / 16 yrs

Session: 8J,8S

#1 = 2018 Men's JO Nationals Finals: 100%

#2 = 2018 Men's JO Nationals: 100%



Place	Num	Name	Gym		#2	#1	Score
37	247	Eric Shebert	Elevate	Fin:	10.950	10.150	21.100
				D:	3.200	3.200	
				E:	7.750	6.950	
				ND:			
38	281	Ethan Lee	Georgia Gym Acad	Fin:	10.850	9.900	20.750
				D:	3.100	3.000	
				E:	7.750	6.900	
				ND:			
39	472	PB-Tristan Cruz	Premier West	Fin:	11.500	0.000	11.500
				D:	3.600	0.000	
				E:	7.900	0.000	
				ND:			
40	429	VT-Alan Morgan	NSG	Fin:	11.300	0.000	11.300
				D:	3.600	0.000	
				E:	7.700	0.000	
				ND:			
41	518	SR-Matthew Chertkow	Seawind	Fin:	11.000	0.000	11.000
				D:	4.000	0.000	
				E:	7.000	0.000	
				ND:			
42	144	VT-Xavier Howard	Apollo - VA	Fin:	10.350	0.000	10.350
				D:	2.300	0.000	
				E:	8.050	0.000	
				ND:			
43	214	FX-Noel Krzeminski	Crenshaws	Fin:	9.500	0.000	9.500
				D:	3.200	0.000	
				E:	6.300	0.000	
				ND:			

2018 Men's JO Nationals Finals

Event Results - Multi

May 12-13, 2018

Page: 1

Printed: 5/12/2018 6:28 PM

Men / 10 / 16 yrs

Session: 8J,8S

#1 = 2018 Men's JO Nationals Finals: 100%

#2 = 2018 Men's JO Nationals: 100%



Place	Num	Name	Gym		#2	#1	Score
1	438	James Friedman	OMEGA Gym	Fin:	13.500	13.800	27.300
				D:	4.400	4.500	
				E:	9.100	9.300	
				ND:			
2	589	Maxim Ryzhuk	VSSG	Fin:	13.000	13.000	26.000
				D:	4.400	4.400	
				E:	8.600	8.600	
				ND:			
3	440	Alec Van Pevenage	OMEGA Gym	Fin:	12.850	12.750	25.600
				D:	3.700	3.700	
				E:	9.150	9.050	
				ND:			
4	204	Nathaniel Warren	Centre Elite	Fin:	12.800	12.500	25.300
				D:	4.200	4.000	
				E:	8.600	8.500	
				ND:			
5	469	Beau Herion	Premier - IL	Fin:	12.300	12.550	24.850
				D:	4.000	4.000	
				E:	8.300	8.550	
				ND:			
6	518	SR-Matthew Chertkow	Seawind	Fin:	12.700	12.100	24.800
				D:	4.200	4.200	
				E:	8.500	7.900	
				ND:			
7	597	Troy Lipis	Walters GymJam	Fin:	11.600	13.050	24.650
				D:	3.500	3.500	
				E:	8.100	9.550	
				ND:			
8	247	Eric Shebert	Elevate	Fin:	11.950	12.600	24.550
				D:	4.200	4.200	
				E:	7.750	8.400	
				ND:			
9T	119	Erik Engelke	Above the Bar - VA	Fin:	12.250	12.200	24.450
				D:	4.200	4.200	
				E:	8.050	8.000	
				ND:			
9T	540	Max Enis	Sterling Gym	Fin:	12.200	12.250	24.450
				D:	3.400	3.400	
				E:	8.800	8.850	
				ND:			
11T	396	Taiga Yamanaka	Meadowland	Fin:	11.850	12.550	24.400
				D:	4.000	4.000	
				E:	7.850	8.550	
				ND:			
11T	395	Jade Robinson	Meadowland	Fin:	12.400	12.000	24.400
				D:	4.300	3.900	
				E:	8.100	8.100	
				ND:			

2018 Men's JO Nationals Finals

Event Results - Multi

May 12-13, 2018

Page: 2

Printed: 5/12/2018 6:28 PM

Men / 10 / 16 yrs

Session: 8J,8S

#1 = 2018 Men's JO Nationals Finals: 100%

#2 = 2018 Men's JO Nationals: 100%



Place	Num	Name	Gym		#2	#1	Score
13	220	Connor Cavanagh	Daggett	Fin:	12.100	12.200	24.300
				D:	3.900	3.900	
				E:	8.200	8.300	
				ND:			
14	191	Bryce McKenzie	CTC	Fin:	11.650	12.550	24.200
				D:	4.400	4.400	
				E:	7.250	8.150	
				ND:			
15	307	Judah Sung	Gym World	Fin:	11.600	12.500	24.100
				D:	3.600	3.600	
				E:	8.000	8.900	
				ND:			
16T	301	Blake Tingzon	Gym Olympica	Fin:	11.950	12.050	24.000
				D:	3.500	3.500	
				E:	8.450	8.550	
				ND:			
16T	399	Ridley Roelofs	Metro Gym	Fin:	11.600	12.400	24.000
				D:	3.300	3.500	
				E:	8.300	8.900	
				ND:			
18T	348	Matthew Schuchman	Hotshots	Fin:	11.850	12.100	23.950
				D:	2.500	2.500	
				E:	9.350	9.900	
				ND:		-0.300	
18T	218	Zachary Nunez	Cypress	Fin:	11.650	12.300	23.950
				D:	4.200	4.400	
				E:	7.450	7.900	
				ND:			
20	444	Dylan Colangelo	Olympic Dreams	Fin:	11.450	12.450	23.900
				D:	4.000	4.200	
				E:	7.450	8.250	
				ND:			
21T	260	Kyden Martinez	Eyas	Fin:	11.500	12.350	23.850
				D:	3.900	3.900	
				E:	7.600	8.450	
				ND:			
21T	299	Kai Takahashi	Gym Olympica	Fin:	11.900	11.950	23.850
				D:	3.100	3.300	
				E:	8.800	8.650	
				ND:			
23	294	Brady Vincent	Gym Force	Fin:	12.100	11.650	23.750
				D:	4.000	4.000	
				E:	8.100	7.650	
				ND:			
24	436	Jackson Pophal	North Valley	Fin:	11.750	11.800	23.550
				D:	3.200	3.200	
				E:	8.550	8.900	
				ND:		-0.300	

2018 Men's JO Nationals Finals

Event Results - Multi

May 12-13, 2018

#1 = 2018 Men's JO Nationals Finals: 100%

#2 = 2018 Men's JO Nationals: 100%



Place	Num	Name	Gym		#2	#1	Score
25T	123	David Rauchwerger	Accel	Fin:	11.700	11.700	23.400
				D:	2.800	2.800	
				E:	8.900	9.200	
				ND:		-0.300	
25T	446	Ryan McMaster	Omega School	Fin:	11.450	11.950	23.400
				D:	3.800	3.900	
				E:	7.650	8.050	
				ND:			
27T	424	Brett Balser	New Hampshire Acad	Fin:	11.750	11.550	23.300
				D:	3.500	3.500	
				E:	8.250	8.050	
				ND:			
27T	573	Noah Adams	Twistars	Fin:	11.150	12.150	23.300
				D:	3.100	3.600	
				E:	8.050	8.550	
				ND:			
29	615	Ray Bridges 3rd	World Xtreme	Fin:	11.400	11.800	23.200
				D:	4.300	4.300	
				E:	7.100	7.500	
				ND:			
30	384	Zackrey Lerwill	Madison Gym	Fin:	11.350	11.800	23.150
				D:	3.900	3.700	
				E:	7.450	8.100	
				ND:			
31	379	Samuel Shafransky	MEGA - MI	Fin:	11.600	11.500	23.100
				D:	3.600	3.600	
				E:	8.000	7.900	
				ND:			
32	145	Matthew Sulham	Apollo - VA	Fin:	10.800	12.200	23.000
				D:	4.100	4.100	
				E:	6.700	8.100	
				ND:			
33	466	Cooper Giles	Premier - IL	Fin:	10.900	11.600	22.500
				D:	3.400	3.400	
				E:	7.500	8.200	
				ND:			
34	610	Kentaro Komazawa	Wimbledon	Fin:	11.100	11.250	22.350
				D:	3.400	3.600	
				E:	7.700	7.650	
				ND:			
35	340	David Soltani	High Point	Fin:	10.950	11.250	22.200
				D:	2.600	2.600	
				E:	8.350	8.950	
				ND:		-0.300	
36T	281	Ethan Lee	Georgia Gym Acad	Fin:	11.100	10.850	21.950
				D:	3.300	3.300	
				E:	7.800	7.850	
				ND:		-0.300	

2018 Men's JO Nationals Finals

Event Results - Multi

May 12-13, 2018

#1 = 2018 Men's JO Nationals Finals: 100%

#2 = 2018 Men's JO Nationals: 100%

Page: 4

Printed: 5/12/2018 6:28 PM

Men / 10 / 16 yrs

Session: 8J,8S



Place	Num	Name	Gym		#2	#1	Score
36T	373	Jordan Berezowitz	Legacy	Fin:	10.650	11.300	21.950
				D:	3.300	3.100	
				E:	7.350	8.200	
				ND:			
38	429	VT-Alan Morgan	NSG	Fin:	11.700	0.000	11.700
				D:	3.900	0.000	
				E:	7.800	0.000	
				ND:			
39	214	FX-Noel Krzeminski	Crenshaws	Fin:	11.250	0.000	11.250
				D:	3.800	0.000	
				E:	7.450	0.000	
				ND:			
40	357	PH-Harrison Andary	Integrity Athletics	Fin:	11.100	0.000	11.100
				D:	3.100	0.000	
				E:	8.000	0.000	
				ND:			
41	144	VT-Xavier Howard	Apollo - VA	Fin:	10.450	0.000	10.450
				D:	2.300	0.000	
				E:	8.150	0.000	
				ND:			
42	472	PB-Tristan Cruz	Premier West	Fin:	10.000	0.000	10.000
				D:	3.400	0.000	
				E:	6.600	0.000	
				ND:			
43	286	PH-Mathieu Champagne	Granite State	Fin:	0.000	0.000	0.000
				D:	0.000	0.000	
				E:	0.000	0.000	
				ND:			

2018 Men's JO Nationals Finals

Event Results - Multi

May 12-13, 2018

Page: 1

Printed: 5/12/2018 6:28 PM

Men / 10 / 16 yrs

Session: 8J,8S

#1 = 2018 Men's JO Nationals Finals: 100%

#2 = 2018 Men's JO Nationals: 100%



Place	Num	Name	Gym		#2	#1	Score
1	589	Maxim Ryzhuk	VSSG	Fin:	14.100	14.500	28.600
				D:	4.800	4.800	
				E:	9.400	9.700	
				ND:	-0.100		
2	615	Ray Bridges 3rd	World Xtreme	Fin:	14.050	14.100	28.150
				D:	4.600	4.600	
				E:	9.450	9.500	
				ND:			
3	144	VT-Xavier Howard	Apollo - VA	Fin:	14.100	13.900	28.000
				D:	4.400	4.200	
				E:	9.700	9.700	
				ND:			
4T	145	Matthew Sulham	Apollo - VA	Fin:	13.850	13.900	27.750
				D:	4.200	4.200	
				E:	9.650	9.700	
				ND:			
4T	348	Matthew Schuchman	Hotshots	Fin:	13.300	14.450	27.750
				D:	4.800	4.800	
				E:	8.500	9.650	
				ND:			
4T	540	Max Enis	Sterling Gym	Fin:	13.950	13.800	27.750
				D:	4.200	4.100	
				E:	9.750	9.700	
				ND:			
4T	573	Noah Adams	Twistars	Fin:	13.950	13.800	27.750
				D:	4.200	4.100	
				E:	9.750	9.700	
				ND:			
8T	424	Brett Balser	New Hampshire Acad	Fin:	13.900	13.800	27.700
				D:	4.400	4.400	
				E:	9.500	9.400	
				ND:			
8T	429	VT-Alan Morgan	NSG	Fin:	14.000	13.700	27.700
				D:	4.400	4.200	
				E:	9.600	9.600	
				ND:		-0.100	
8T	444	Dylan Colangelo	Olympic Dreams	Fin:	13.750	13.950	27.700
				D:	4.200	4.300	
				E:	9.550	9.650	
				ND:			
11	123	David Rauchwerger	Accel	Fin:	13.900	13.700	27.600
				D:	4.200	4.100	
				E:	9.700	9.600	
				ND:			
12	373	Jordan Berezowitz	Legacy	Fin:	13.700	13.750	27.450
				D:	4.200	4.200	
				E:	9.600	9.550	
				ND:	-0.100		

2018 Men's JO Nationals Finals

Event Results - Multi

May 12-13, 2018

#1 = 2018 Men's JO Nationals Finals: 100%

#2 = 2018 Men's JO Nationals: 100%



Place	Num	Name	Gym		#2	#1	Score
13	446	Ryan McMaster	Omega School	Fin:	13.600	13.750	27.350
				D:	4.000	4.000	
				E:	9.600	9.750	
				ND:			
14	220	Connor Cavanagh	Daggett	Fin:	13.650	13.650	27.300
				D:	4.200	4.200	
				E:	9.450	9.450	
				ND:			
15	384	Zackrey Lerwill	Madison Gym	Fin:	13.350	13.600	26.950
				D:	4.000	4.000	
				E:	9.350	9.600	
				ND:			
16T	247	Eric Shebert	Elevate	Fin:	13.600	13.300	26.900
				D:	4.000	4.000	
				E:	9.600	9.400	
				ND:		-0.100	
16T	399	Ridley Roelofs	Metro Gym	Fin:	13.550	13.350	26.900
				D:	4.000	4.000	
				E:	9.550	9.450	
				ND:		-0.100	
18T	204	Nathaniel Warren	Centre Elite	Fin:	13.500	13.350	26.850
				D:	4.000	4.000	
				E:	9.500	9.350	
				ND:			
18T	440	Alec Van Pevenage	OMEGA Gym	Fin:	13.350	13.500	26.850
				D:	4.000	4.000	
				E:	9.350	9.500	
				ND:			
20	597	Troy Lipis	Walters GymJam	Fin:	13.400	13.400	26.800
				D:	4.000	4.000	
				E:	9.400	9.500	
				ND:		-0.100	
21	260	Kyden Martinez	Eyas	Fin:	13.350	13.350	26.700
				D:	4.000	4.000	
				E:	9.350	9.350	
				ND:			
22	610	Kentaro Komazawa	Wimbledon	Fin:	13.150	13.450	26.600
				D:	4.000	4.000	
				E:	9.250	9.450	
				ND:	-0.100		
23	438	James Friedman	OMEGA Gym	Fin:	13.300	13.200	26.500
				D:	4.000	4.000	
				E:	9.300	9.200	
				ND:			
24T	218	Zachary Nunez	Cypress	Fin:	13.250	13.200	26.450
				D:	4.000	4.000	
				E:	9.350	9.200	
				ND:	-0.100		

2018 Men's JO Nationals Finals

Event Results - Multi

May 12-13, 2018

#1 = 2018 Men's JO Nationals Finals: 100%

#2 = 2018 Men's JO Nationals: 100%



Place	Num	Name	Gym		#2	#1	Score
24T	294	Brady Vincent	Gym Force	Fin:	13.200	13.250	26.450
				D:	4.000	4.000	
				E:	9.200	9.250	
				ND:			
24T	469	Beau Herion	Premier - IL	Fin:	13.250	13.200	26.450
				D:	4.000	4.000	
				E:	9.250	9.200	
				ND:			
27	340	David Soltani	High Point	Fin:	13.450	12.850	26.300
				D:	4.000	4.400	
				E:	9.550	8.450	
				ND:	-0.100		
28	191	Bryce McKenzie	CTC	Fin:	13.300	12.800	26.100
				D:	4.000	4.000	
				E:	9.300	8.900	
				ND:		-0.100	
29	307	Judah Sung	Gym World	Fin:	12.750	12.750	25.500
				D:	3.200	3.200	
				E:	9.650	9.550	
				ND:	-0.100		
30	395	Jade Robinson	Meadowland	Fin:	12.600	12.650	25.250
				D:	3.200	3.200	
				E:	9.500	9.450	
				ND:	-0.100		
31	119	Erik Engelke	Above the Bar - VA	Fin:	12.700	12.500	25.200
				D:	3.200	3.200	
				E:	9.500	9.300	
				ND:			
32	436	Jackson Pophal	North Valley	Fin:	12.500	12.550	25.050
				D:	3.200	3.200	
				E:	9.400	9.450	
				ND:	-0.100	-0.100	
33	396	Taiga Yamanaka	Meadowland	Fin:	12.400	12.600	25.000
				D:	3.200	3.200	
				E:	9.200	9.400	
				ND:			
34T	281	Ethan Lee	Georgia Gym Acad	Fin:	12.300	12.300	24.600
				D:	2.800	2.900	
				E:	9.500	9.400	
				ND:			
34T	301	Blake Tingzon	Gym Olympica	Fin:	11.900	12.700	24.600
				D:	2.800	3.200	
				E:	9.100	9.500	
				ND:			
36	466	Cooper Giles	Premier - IL	Fin:	11.850	12.650	24.500
				D:	2.400	3.200	
				E:	9.450	9.450	
				ND:			

2018 Men's JO Nationals Finals

Event Results - Multi

May 12-13, 2018

Page: 4

Printed: 5/12/2018 6:28 PM

Men / 10 / 16 yrs

Session: 8J,8S

#1 = 2018 Men's JO Nationals Finals: 100%

#2 = 2018 Men's JO Nationals: 100%



Place	Num	Name	Gym		#2	#1	Score
37	379	Samuel Shafransky	MEGA - MI	Fin:	12.150	11.450	23.600
				D:	2.800	2.800	
				E:	9.350	8.950	
				ND:		-0.300	
38	299	Kai Takahashi	Gym Olympica	Fin:	10.900	11.950	22.850
				D:	2.400	2.400	
				E:	8.500	9.550	
				ND:			
39	214	FX-Noel Krzeminski	Crenshaws	Fin:	12.900	0.000	12.900
				D:	4.000	0.000	
				E:	9.200	0.000	
				ND:	-0.300		
40	472	PB-Tristan Cruz	Premier West	Fin:	11.900	0.000	11.900
				D:	3.200	0.000	
				E:	8.700	0.000	
				ND:			
41	518	SR-Matthew Chertkow	Seawind	Fin:	11.800	0.000	11.800
				D:	2.400	0.000	
				E:	9.500	0.000	
				ND:	-0.100		
42T	286	PH-Mathieu Champagne	Granite State	Fin:	0.000	0.000	0.000
				D:	0.000	0.000	
				E:	0.000	0.000	
				ND:			
42T	357	PH-Harrison Andary	Integrity Athletics	Fin:	0.000	0.000	0.000
				D:	0.000	0.000	
				E:	0.000	0.000	
				ND:			

2018 Men's JO Nationals Finals

Event Results - Multi

May 12-13, 2018

Page: 1

Printed: 5/12/2018 6:28 PM

Men / 10 / 16 yrs

Session: 8J,8S

#1 = 2018 Men's JO Nationals Finals: 100%

#2 = 2018 Men's JO Nationals: 100%



Place	Num	Name	Gym		#2	#1	Score
1	540	Max Enis	Sterling Gym	Fin:	13.200	13.100	26.300
				D:	4.300	4.300	
				E:	8.900	8.800	
				ND:			
2	438	James Friedman	OMEGA Gym	Fin:	12.900	13.000	25.900
				D:	3.600	3.600	
				E:	9.300	9.400	
				ND:			
3	384	Zackrey Lerwill	Madison Gym	Fin:	13.050	12.750	25.800
				D:	3.400	3.400	
				E:	9.650	9.350	
				ND:			
4T	218	Zachary Nunez	Cypress	Fin:	12.850	12.900	25.750
				D:	4.300	4.300	
				E:	8.550	8.600	
				ND:			
4T	348	Matthew Schuchman	Hotshots	Fin:	12.950	12.800	25.750
				D:	3.200	3.200	
				E:	9.750	9.600	
				ND:			
6	472	PB-Tristan Cruz	Premier West	Fin:	12.800	12.900	25.700
				D:	3.400	3.400	
				E:	9.400	9.500	
				ND:			
7	395	Jade Robinson	Meadowland	Fin:	12.700	12.950	25.650
				D:	3.500	3.500	
				E:	9.200	9.450	
				ND:			
8	589	Maxim Ryzhuk	VSSG	Fin:	12.100	13.450	25.550
				D:	4.100	4.200	
				E:	8.000	9.250	
				ND:			
9	340	David Soltani	High Point	Fin:	12.600	12.900	25.500
				D:	3.500	3.600	
				E:	9.100	9.300	
				ND:			
10	440	Alec Van Pevenage	OMEGA Gym	Fin:	12.450	12.800	25.250
				D:	3.400	3.500	
				E:	9.050	9.300	
				ND:			
11	123	David Rauchwerger	Accel	Fin:	12.400	12.750	25.150
				D:	3.300	3.400	
				E:	9.100	9.350	
				ND:			
12	301	Blake Tingzon	Gym Olympica	Fin:	12.400	12.600	25.000
				D:	3.500	3.500	
				E:	8.900	9.100	
				ND:			

2018 Men's JO Nationals Finals

Event Results - Multi

May 12-13, 2018

#1 = 2018 Men's JO Nationals Finals: 100%

#2 = 2018 Men's JO Nationals: 100%



Place	Num	Name	Gym		#2	#1	Score
13T	379	Samuel Shafransky	MEGA - MI	Fin:	12.450	12.500	24.950
				D:	3.500	3.600	
				E:	8.950	8.900	
				ND:			
13T	466	Cooper Giles	Premier - IL	Fin:	12.300	12.650	24.950
				D:	3.000	3.400	
				E:	9.300	9.250	
				ND:			
15	220	Connor Cavanagh	Daggett	Fin:	12.150	12.750	24.900
				D:	3.300	3.400	
				E:	8.850	9.350	
				ND:			
16T	436	Jackson Pophal	North Valley	Fin:	12.350	12.450	24.800
				D:	3.500	3.500	
				E:	8.850	8.950	
				ND:			
16T	597	Troy Lipis	Walters GymJam	Fin:	11.850	12.950	24.800
				D:	3.500	3.600	
				E:	8.350	9.350	
				ND:			
18	399	Ridley Roelofs	Metro Gym	Fin:	12.300	12.450	24.750
				D:	3.400	3.400	
				E:	8.900	9.050	
				ND:			
19	299	Kai Takahashi	Gym Olympica	Fin:	12.300	12.350	24.650
				D:	3.600	3.600	
				E:	8.700	8.750	
				ND:			
20	573	Noah Adams	Twistars	Fin:	12.250	12.350	24.600
				D:	3.400	3.300	
				E:	8.850	9.050	
				ND:			
21	119	Erik Engelke	Above the Bar - VA	Fin:	12.250	12.300	24.550
				D:	3.300	3.300	
				E:	8.950	9.000	
				ND:			
22	145	Matthew Sulham	Apollo - VA	Fin:	12.050	12.400	24.450
				D:	3.800	3.800	
				E:	8.250	8.600	
				ND:			
23	446	Ryan McMaster	Omega School	Fin:	11.700	12.700	24.400
				D:	3.800	3.600	
				E:	7.900	9.100	
				ND:			
24	444	Dylan Colangelo	Olympic Dreams	Fin:	12.000	12.350	24.350
				D:	3.500	3.300	
				E:	8.500	9.050	
				ND:			

2018 Men's JO Nationals Finals

Event Results - Multi

May 12-13, 2018

#1 = 2018 Men's JO Nationals Finals: 100%

#2 = 2018 Men's JO Nationals: 100%



Place	Num	Name	Gym		#2	#1	Score
25	610	Kentaro Komazawa	Wimbleton	Fin:	11.950	12.350	24.300
				D:	3.300	3.800	
				E:	8.650	8.550	
				ND:			
26	260	Kyden Martinez	Eyas	Fin:	12.100	12.150	24.250
				D:	3.100	3.100	
				E:	9.000	9.050	
				ND:			
27	281	Ethan Lee	Georgia Gym Acad	Fin:	12.250	11.950	24.200
				D:	3.600	3.400	
				E:	8.650	8.550	
				ND:			
28T	247	Eric Shebert	Elevate	Fin:	11.600	12.500	24.100
				D:	3.600	3.800	
				E:	8.000	8.700	
				ND:			
28T	615	Ray Bridges 3rd	World Xtreme	Fin:	12.000	12.100	24.100
				D:	3.700	3.700	
				E:	8.300	8.400	
				ND:			
30	469	Beau Herion	Premier - IL	Fin:	12.250	11.550	23.800
				D:	3.300	3.300	
				E:	8.950	8.250	
				ND:			
31	294	Brady Vincent	Gym Force	Fin:	11.800	11.650	23.450
				D:	3.500	3.600	
				E:	8.300	8.050	
				ND:			
32	424	Brett Balser	New Hampshire Acad	Fin:	11.400	11.750	23.150
				D:	3.600	3.500	
				E:	7.800	8.250	
				ND:			
33	396	Taiga Yamanaka	Meadowland	Fin:	11.400	11.450	22.850
				D:	3.600	3.600	
				E:	7.800	7.850	
				ND:			
34	373	Jordan Berezowitz	Legacy	Fin:	11.150	11.650	22.800
				D:	3.500	3.500	
				E:	7.650	8.150	
				ND:			
35	191	Bryce McKenzie	CTC	Fin:	11.350	11.300	22.650
				D:	3.700	3.700	
				E:	7.650	7.600	
				ND:			
36	204	Nathaniel Warren	Centre Elite	Fin:	10.500	11.700	22.200
				D:	3.800	3.900	
				E:	6.700	7.800	
				ND:			

2018 Men's JO Nationals Finals

Event Results - Multi

May 12-13, 2018

#1 = 2018 Men's JO Nationals Finals: 100%

#2 = 2018 Men's JO Nationals: 100%



Place	Num	Name	Gym		#2	#1	Score
37	307	Judah Sung	Gym World	Fin:	10.900	10.650	21.550
				D:	3.500	2.800	
				E:	7.400	7.850	
				ND:			
38	518	SR-Matthew Chertkow	Seawind	Fin:	11.900	0.000	11.900
				D:	3.500	0.000	
				E:	8.400	0.000	
				ND:			
39	429	VT-Alan Morgan	NSG	Fin:	11.700	0.000	11.700
				D:	3.400	0.000	
				E:	8.300	0.000	
				ND:			
40	357	PH-Harrison Andary	Integrity Athletics	Fin:	11.050	0.000	11.050
				D:	2.400	0.000	
				E:	8.650	0.000	
				ND:			
41	214	FX-Noel Krzeminski	Crenshaws	Fin:	10.850	0.000	10.850
				D:	3.400	0.000	
				E:	7.450	0.000	
				ND:			
42	144	VT-Xavier Howard	Apollo - VA	Fin:	10.400	0.000	10.400
				D:	2.500	0.000	
				E:	7.900	0.000	
				ND:			
43	286	PH-Mathieu Champagne	Granite State	Fin:	0.000	0.000	0.000
				D:	0.000	0.000	
				E:	0.000	0.000	
				ND:			

2018 Men's JO Nationals Finals

Event Results - Multi

May 12-13, 2018

#1 = 2018 Men's JO Nationals Finals: 100%

#2 = 2018 Men's JO Nationals: 100%



Place	Num	Name	Gym		#2	#1	Score
1	348	Matthew Schuchman	Hotshots	Fin:	12.750	13.000	25.750
				D:	3.700	3.800	
				E:	9.050	9.200	
				ND:			
2	438	James Friedman	OMEGA Gym	Fin:	12.600	13.050	25.650
				D:	3.500	3.700	
				E:	9.100	9.350	
				ND:			
3	589	Maxim Ryzhuk	VSSG	Fin:	12.900	12.700	25.600
				D:	3.900	4.000	
				E:	9.000	8.700	
				ND:			
4	191	Bryce McKenzie	CTC	Fin:	12.750	12.700	25.450
				D:	3.700	3.700	
				E:	9.050	9.000	
				ND:			
5	145	Matthew Sulham	Apollo - VA	Fin:	12.550	12.800	25.350
				D:	3.500	3.600	
				E:	9.050	9.200	
				ND:			
6	597	Troy Lipis	Walters GymJam	Fin:	12.450	12.850	25.300
				D:	3.300	3.400	
				E:	9.150	9.450	
				ND:			
7T	247	Eric Shebert	Elevate	Fin:	12.850	12.400	25.250
				D:	3.700	3.700	
				E:	9.150	8.700	
				ND:			
7T	340	David Soltani	High Point	Fin:	12.850	12.400	25.250
				D:	3.700	3.700	
				E:	9.150	8.700	
				ND:			
9T	469	Beau Herion	Premier - IL	Fin:	12.250	12.900	25.150
				D:	3.500	3.600	
				E:	8.750	9.300	
				ND:			
9T	540	Max Enis	Sterling Gym	Fin:	12.750	12.400	25.150
				D:	3.400	3.300	
				E:	9.350	9.100	
				ND:			
11T	119	Erik Engelke	Above the Bar - VA	Fin:	12.800	12.300	25.100
				D:	3.500	3.500	
				E:	9.300	8.800	
				ND:			
11T	218	Zachary Nunez	Cypress	Fin:	12.600	12.500	25.100
				D:	3.700	3.800	
				E:	8.900	8.700	
				ND:			

2018 Men's JO Nationals Finals

Event Results - Multi

May 12-13, 2018

#1 = 2018 Men's JO Nationals Finals: 100%

#2 = 2018 Men's JO Nationals: 100%



Place	Num	Name	Gym		#2	#1	Score
13	301	Blake Tingzon	Gym Olympica	Fin:	12.200	12.700	24.900
				D:	3.300	3.400	
				E:	8.900	9.300	
				ND:			
14	446	Ryan McMaster	Omega School	Fin:	11.900	12.800	24.700
				D:	3.500	3.600	
				E:	8.400	9.200	
				ND:			
15	399	Ridley Roelofs	Metro Gym	Fin:	12.600	11.750	24.350
				D:	3.500	3.500	
				E:	9.100	8.250	
				ND:			
16	379	Samuel Shafransky	MEGA - MI	Fin:	12.250	12.000	24.250
				D:	3.100	3.100	
				E:	9.150	8.900	
				ND:			
17	396	Taiga Yamanaka	Meadowland	Fin:	11.550	12.500	24.050
				D:	3.600	3.600	
				E:	7.950	8.900	
				ND:			
18	299	Kai Takahashi	Gym Olympica	Fin:	11.800	12.100	23.900
				D:	2.800	2.800	
				E:	9.000	9.300	
				ND:			
19T	466	Cooper Giles	Premier - IL	Fin:	12.000	11.800	23.800
				D:	3.100	3.100	
				E:	8.900	8.700	
				ND:			
19T	395	Jade Robinson	Meadowland	Fin:	11.400	12.400	23.800
				D:	2.600	3.200	
				E:	8.800	9.200	
				ND:			
21	281	Ethan Lee	Georgia Gym Acad	Fin:	12.050	11.650	23.700
				D:	3.300	3.500	
				E:	8.750	8.150	
				ND:			
22T	440	Alec Van Pevenage	OMEGA Gym	Fin:	11.800	11.850	23.650
				D:	2.500	3.000	
				E:	9.300	8.850	
				ND:			
22T	573	Noah Adams	Twistars	Fin:	11.850	11.800	23.650
				D:	3.700	3.400	
				E:	8.150	8.400	
				ND:			
24	384	Zackrey Lerwill	Madison Gym	Fin:	11.500	12.100	23.600
				D:	3.200	3.200	
				E:	8.300	8.900	
				ND:			

2018 Men's JO Nationals Finals

Event Results - Multi

May 12-13, 2018

#1 = 2018 Men's JO Nationals Finals: 100%

#2 = 2018 Men's JO Nationals: 100%



Place	Num	Name	Gym		#2	#1	Score
25	436	Jackson Pophal	North Valley	Fin:	11.750	11.700	23.450
				D:	3.200	3.200	
				E:	8.550	8.500	
				ND:			
26	307	Judah Sung	Gym World	Fin:	11.850	11.500	23.350
				D:	3.200	3.200	
				E:	8.650	8.300	
				ND:			
27	444	Dylan Colangelo	Olympic Dreams	Fin:	11.350	11.900	23.250
				D:	3.300	3.000	
				E:	8.050	8.900	
				ND:			
28T	204	Nathaniel Warren	Centre Elite	Fin:	11.350	11.850	23.200
				D:	3.600	3.600	
				E:	7.750	8.250	
				ND:			
28T	123	David Rauchwerger	Accel	Fin:	11.800	11.400	23.200
				D:	2.500	2.800	
				E:	9.300	8.600	
				ND:			
30	610	Kentaro Komazawa	Wimbledon	Fin:	11.400	11.650	23.050
				D:	3.300	3.300	
				E:	8.100	8.350	
				ND:			
31	220	Connor Cavanagh	Daggett	Fin:	12.100	10.900	23.000
				D:	3.300	2.600	
				E:	8.800	8.300	
				ND:			
32	260	Kyden Martinez	Eyas	Fin:	11.100	11.650	22.750
				D:	2.600	2.600	
				E:	8.500	9.050	
				ND:			
33	424	Brett Balsler	New Hampshire Acad	Fin:	11.200	11.350	22.550
				D:	3.200	3.200	
				E:	8.000	8.150	
				ND:			
34	294	Brady Vincent	Gym Force	Fin:	11.050	11.300	22.350
				D:	3.200	2.900	
				E:	7.850	8.400	
				ND:			
35	615	Ray Bridges 3rd	World Xtreme	Fin:	12.700	9.200	21.900
				D:	3.500	2.700	
				E:	9.200	6.500	
				ND:			
36	373	Jordan Berezowitz	Legacy	Fin:	11.200	10.400	21.600
				D:	3.300	3.300	
				E:	7.900	7.100	
				ND:			

2018 Men's JO Nationals Finals

Event Results - Multi

May 12-13, 2018

Page: 4

Printed: 5/12/2018 6:28 PM

Men / 10 / 16 yrs

Session: 8J,8S

#1 = 2018 Men's JO Nationals Finals: 100%

#2 = 2018 Men's JO Nationals: 100%



Place	Num	Name	Gym		#2	#1	Score
37	472	PB-Tristan Cruz	Premier West	Fin:	11.700	0.000	11.700
				D:	3.500	0.000	
				E:	8.200	0.000	
				ND:			
38	214	FX-Noel Krzeminski	Crenshaws	Fin:	10.600	0.000	10.600
				D:	2.900	0.000	
				E:	7.700	0.000	
				ND:			
39	429	VT-Alan Morgan	NSG	Fin:	10.550	0.000	10.550
				D:	3.400	0.000	
				E:	7.150	0.000	
				ND:			
40	357	PH-Harrison Andary	Integrity Athletics	Fin:	10.450	0.000	10.450
				D:	2.400	0.000	
				E:	8.050	0.000	
				ND:			
41	144	VT-Xavier Howard	Apollo - VA	Fin:	10.400	0.000	10.400
				D:	3.000	0.000	
				E:	7.400	0.000	
				ND:			
42	518	SR-Matthew Chertkow	Seawind	Fin:	10.100	0.000	10.100
				D:	3.700	0.000	
				E:	6.400	0.000	
				ND:			
43	286	PH-Mathieu Champagne	Granite State	Fin:	0.000	0.000	0.000
				D:	0.000	0.000	
				E:	0.000	0.000	
				ND:			

2018 Men's JO Nationals Finals

Event Results - Multi

May 12-13, 2018

#1 = 2018 Men's JO Nationals Finals: 100%

#2 = 2018 Men's JO Nationals: 100%

AA

Place	Num	Name	Gym	#2	#1	Score
1	438	James Friedman	OMEGA Gym	77.100	77.600	154.700
2	540	Max Enis	Sterling Gym	77.450	77.150	154.600
3	348	Matthew Schuchman	Hotshots	75.250	77.600	152.850
4	589	Maxim Ryzhuk	VSSG	75.150	77.550	152.700
5	218	Zachary Nunez	Cypress	76.100	75.200	151.300
6	440	Alec Van Pevenage	OMEGA Gym	74.900	75.150	150.050
7	145	Matthew Sulham	Apollo - VA	73.300	76.500	149.800
8	340	David Soltani	High Point	74.600	75.100	149.700
9	597	Troy Lipis	Wallers GymJam	73.850	75.300	149.150
10	466	Cooper Giles	Premier - IL	72.950	75.950	148.900
11	119	Erik Engelke	Above the Bar - VA	74.550	74.050	148.600
12	446	Ryan McMaster	Omega School	72.200	76.150	148.350
13	573	Noah Adams	Twistars	73.850	74.400	148.250
14	399	Ridley Roelofs	Metro Gym	73.750	74.000	147.750
15	301	Blake Tingzon	Gym Olympica	72.150	75.100	147.250
16	469	Beau Herion	Premier - IL	73.550	73.550	147.100
17	444	Dylan Colangelo	Olympic Dreams	72.350	74.700	147.050
18	220	Connor Cavanagh	Daggett	73.050	73.550	146.600
19	191	Bryce McKenzie	CTC	73.550	73.000	146.550
20	247	Eric Shebert	Elevate	73.200	73.150	146.350
21	260	Kyden Martinez	Eyas	72.200	74.100	146.300
22	395	Jade Robinson	Meadowland	73.250	73.000	146.250
23	615	Ray Bridges 3rd	World Xtreme	74.650	71.400	146.050
24	299	Kai Takahashi	Gym Olympica	72.250	73.700	145.950
25	204	Nathaniel Warren	Centre Elite	72.300	73.350	145.650
26	384	Zackrey Lerwill	Madison Gym	71.150	74.400	145.550
27	396	Taiga Yamanaka	Meadowland	71.000	74.150	145.150
28	123	David Rauchwerger	Accel	72.850	71.650	144.500
29	610	Kentaro Komazawa	Wimbledon	71.400	73.000	144.400
30	294	Brady Vincent	Gym Force	71.900	72.400	144.300
31	373	Jordan Berezowitz	Legacy	71.750	72.250	144.000
32	424	Brett Balsler	New Hampshire Acad	71.500	71.750	143.250
33	379	Samuel Shafransky	MEGA - MI	71.900	71.150	143.050
34	436	Jackson Pophal	North Valley	71.700	71.250	142.950
35	281	Ethan Lee	Georgia Gym Acad	71.100	68.500	139.600
36	307	Judah Sung	Gym World	70.950	59.000	129.950
37	429	VT-Alan Morgan	NSG	70.700	13.700	84.400
38	472	PB-Tristan Cruz	Premier West	70.050	12.900	82.950
39	144	VT-Xavier Howard	Apollo - VA	68.700	13.900	82.600
40	518	SR-Matthew Chertkow	Seawind	69.750	12.100	81.850
41	214	FX-Noel Krzeminski	Crenshaws	68.200	13.150	81.350
42	357	PH-Harrison Andary	Integrity Athletics	45.150	9.250	54.400
43	286	PH-Mathieu Champagne	Granite State	12.450	11.750	24.200