

2018 Men's JO Nationals Finals

Meet Results - Multi







May 12-13, 2018

Page: 1
Printed: 5/12/2018 6:26 PM

Men / 10 / 17 yrs

Session: 8J,8S

Judge's Signatures

Rank	Num	Name/Gym								AA
1	289	Jakob Murray Granite State	Prelims	Final: 13.900	11.600	12.500	14.150	11.800	12.950	76.900
				D/E: 4.9 / 9.000	3.4 / 8.200	4.4 / 8.100	5.0 / 9.150	3.9 / 7.900	3.9 / 9.050	ND:
			Finals	Final: 13.450	12.000	13.350	14.100	13.350	12.550	78.800
				D/E: 4.9 / 8.550	3.7 / 8.300	4.6 / 8.750	5.0 / 9.100	4.5 / 8.850	3.9 / 8.650	ND:
Combined Total: 155.700										
2	124	Kyle Shuttle Accel	Prelims	Final: 12.800	11.600	12.300	14.650	12.150	12.700	76.200
				D/E: 4.6 / 8.200	3.5 / 8.100	4.0 / 8.300	5.8 / 8.850	3.2 / 8.950	3.5 / 9.200	ND:
			Finals	Final: 13.850	11.400	12.700	14.900	12.600	12.000	77.450
				D/E: 4.8 / 9.050	3.4 / 8.000	4.0 / 8.700	5.8 / 9.200	3.3 / 9.300	3.4 / 8.600	ND: -0.1
Combined Total: 153.650										
3	456	William Gomez Park Avenue	Prelims	Final: 14.400	11.850	11.750	13.550	12.250	11.650	75.450
				D/E: 5.0 / 9.400	3.2 / 8.650	4.2 / 7.550	4.2 / 9.350	3.4 / 8.850	3.5 / 8.150	ND:
			Finals	Final: 14.500	11.800	12.450	13.850	12.050	11.950	76.600
				D/E: 5.1 / 9.400	3.2 / 8.600	4.2 / 8.250	4.3 / 9.550	3.4 / 8.650	3.5 / 8.450	ND:
Combined Total: 152.050										
4	274	Matthew Evan Manivong Fuzion	Prelims	Final: 13.150	11.700	11.750	13.250	12.500	12.700	75.050
				D/E: 4.8 / 8.350	3.7 / 8.000	3.8 / 7.950	4.0 / 9.250	3.5 / 9.000	3.9 / 8.800	ND:
			Finals	Final: 13.800	11.900	12.250	13.300	12.400	12.550	76.200
				D/E: 4.8 / 9.000	3.6 / 8.300	3.8 / 8.450	4.0 / 9.300	3.5 / 8.900	3.9 / 8.650	ND:
Combined Total: 151.250										
5	519	Yuchen Lee South Coast	Prelims	Final: 13.400	10.800	11.850	13.350	13.150	11.950	74.500
				D/E: 4.9 / 8.500	4.0 / 6.800	4.1 / 7.750	4.2 / 9.150	4.5 / 8.650	3.6 / 8.350	ND:
			Finals	Final: 13.450	10.300	12.200	13.950	13.600	12.450	75.950
				D/E: 4.9 / 8.550	4.0 / 6.300	4.1 / 8.100	4.4 / 9.550	4.6 / 9.000	3.6 / 8.850	ND:
Combined Total: 150.450										
6	507	Logan Ciocarelli Salto	Prelims	Final: 12.800	11.900	12.250	13.400	12.500	12.200	75.050
				D/E: 4.4 / 8.400	3.5 / 8.400	3.9 / 8.350	4.1 / 9.300	3.5 / 9.000	2.9 / 9.300	ND:
			Finals	Final: 12.750	11.550	12.650	13.350	12.800	12.000	75.100
				D/E: 4.4 / 8.450	3.5 / 8.050	3.9 / 8.750	4.0 / 9.350	3.6 / 9.200	2.9 / 9.100	ND: -0.1
Combined Total: 150.150										
7	582	Dylan Kolak US Gym Dev Ctr	Prelims	Final: 14.000	12.000	12.550	14.100	11.100	12.050	75.800
				D/E: 4.6 / 9.400	3.7 / 8.300	4.5 / 8.050	5.0 / 9.100	3.4 / 7.700	3.4 / 8.650	ND:
			Finals	Final: 13.250	9.900	13.200	14.350	11.300	12.300	74.300
				D/E: 4.6 / 8.650	3.7 / 6.200	4.5 / 8.700	5.0 / 9.350	3.8 / 7.500	3.4 / 8.900	ND:
Combined Total: 150.100										

2018 Men's JO Nationals Finals

Meet Results - Multi







May 12-13, 2018

Page: 2

Printed: 5/12/2018 6:26 PM

Men / 10 / 17 yrs

Session: 8J,8S

Rank	Num	Name/Gym							AA	
8	248	Steven Manolakis Ellis Gym	Prelims	Final: 13.550	11.300	12.000	13.100	12.550	12.150	74.650
				D/E: 4.2 / 9.350	3.5 / 7.800	3.7 / 8.300	4.0 / 9.200	3.8 / 8.750	3.0 / 9.150	ND:
			Finals	Final: 13.000	11.300	12.450	13.300	12.700	11.900	74.650
				D/E: 4.1 / 8.900	3.5 / 7.800	3.7 / 8.750	4.0 / 9.300	3.8 / 8.900	3.0 / 8.900	ND:
									Combined Total: 149.300	
9	393	Alex Walther Mini-Hops	Prelims	Final: 13.050	11.150	12.550	12.950	12.650	11.600	73.950
				D/E: 4.3 / 9.050	4.1 / 7.050	3.9 / 8.650	4.0 / 8.950	3.9 / 8.750	3.9 / 7.700	ND:
			Finals	Final: 12.950	11.100	13.300	13.050	12.600	12.250	75.250
				D/E: 4.3 / 8.750	4.0 / 7.100	4.0 / 9.300	4.0 / 9.050	3.9 / 8.700	3.8 / 8.450	ND:
									Combined Total: 149.200	
10	161	Chase Chitwood Bart Conner	Prelims	Final: 12.650	12.200	12.300	12.900	10.950	12.850	73.850
				D/E: 4.0 / 8.650	3.4 / 8.800	3.6 / 8.700	4.0 / 9.000	3.5 / 7.450	3.5 / 9.350	ND:
			Finals	Final: 13.000	11.150	12.400	13.250	12.450	12.200	74.450
				D/E: 4.0 / 9.000	3.4 / 7.750	3.6 / 8.800	4.0 / 9.250	3.5 / 8.950	3.4 / 8.800	ND:
									Combined Total: 148.300	
11T	208	Liam McQuillan Champions - TX	Prelims	Final: 11.950	12.150	12.850	13.000	11.950	12.000	73.900
				D/E: 4.0 / 7.950	4.1 / 8.050	4.3 / 8.550	4.0 / 9.000	3.5 / 8.450	3.8 / 8.200	ND:
			Finals	Final: 12.750	12.100	12.950	12.950	11.500	12.000	74.250
				D/E: 4.0 / 8.750	4.1 / 8.000	4.3 / 8.650	4.0 / 8.950	3.5 / 8.000	3.7 / 8.300	ND:
									Combined Total: 148.150	
11T	520	Tuocheng Yao South Coast	Prelims	Final: 11.750	11.150	12.750	13.050	13.200	12.200	74.100
				D/E: 4.7 / 7.050	3.2 / 7.950	4.8 / 7.950	4.0 / 9.050	4.4 / 8.800	3.2 / 9.000	ND:
			Finals	Final: 13.100	10.000	13.050	13.200	12.450	12.250	74.050
				D/E: 4.5 / 8.600	2.3 / 7.700	4.9 / 8.150	4.0 / 9.200	4.4 / 8.050	3.5 / 8.750	ND:
									Combined Total: 148.150	
13	411	Connor Vanloo Mid Michigan	Prelims	Final: 12.800	11.700	12.150	13.800	12.400	11.750	74.600
				D/E: 4.2 / 8.600	3.2 / 8.500	3.8 / 8.650	5.2 / 8.600	3.4 / 9.000	3.5 / 8.250	ND:
			Finals	Final: 13.200	10.500	11.400	13.200	12.450	12.700	73.450
				D/E: 4.2 / 9.000	3.0 / 7.500	3.9 / 7.500	5.2 / 8.300	3.4 / 9.050	3.4 / 9.300	ND:
									Combined Total: 148.050	
14	192	Joseph Mischke CTC	Prelims	Final: 12.650	11.500	12.400	13.000	11.250	11.850	72.650
				D/E: 3.7 / 8.950	4.0 / 7.500	3.7 / 8.700	3.6 / 9.400	3.0 / 8.250	3.1 / 8.750	ND:
			Finals	Final: 13.200	12.800	12.750	12.650	12.000	11.450	74.850
				D/E: 3.8 / 9.400	4.0 / 8.800	3.7 / 9.050	3.6 / 9.050	3.2 / 8.800	3.4 / 8.050	ND:
									Combined Total: 147.500	

2018 Men's JO Nationals Finals

Meet Results - Multi







May 12-13, 2018

Page: 3

Printed: 5/12/2018 6:26 PM

Men / 10 / 17 yrs

Session: 8J,8S

Rank	Num	Name/Gym								AA
15	158	Jaden Moore Avant Coeur	Prelims	Final: 12.850	10.750	13.250	13.300	11.550	11.850	73.550
				D/E: 4.4 / 8.450	3.2 / 7.550	4.2 / 9.050	4.6 / 9.000	3.3 / 8.250	3.0 / 8.850	ND: -0.3
			Finals	Final: 11.600	11.350	12.350	13.050	12.950	12.050	73.350
				D/E: 4.3 / 7.300	3.3 / 8.050	4.4 / 7.950	4.6 / 8.450	3.5 / 9.450	3.1 / 8.950	ND:
<u>Combined Total:</u>										<u>146.900</u>
16	133	Aidan Giusti Aim High	Prelims	Final: 13.000	11.700	12.000	13.400	10.900	11.350	72.350
				D/E: 3.9 / 9.100	3.7 / 8.000	3.6 / 8.400	4.2 / 9.200	3.5 / 7.400	3.4 / 7.950	ND:
			Finals	Final: 13.000	11.600	11.950	13.750	12.450	11.750	74.500
				D/E: 3.9 / 9.100	3.7 / 7.900	3.6 / 8.350	4.2 / 9.550	3.5 / 8.950	3.4 / 8.350	ND:
<u>Combined Total:</u>										<u>146.850</u>
17	334	Jacob Cooke Hanover Gym	Prelims	Final: 12.500	11.250	12.900	12.600	11.650	12.200	73.100
				D/E: 4.0 / 8.500	3.3 / 7.950	4.0 / 8.900	4.0 / 8.700	3.6 / 8.050	3.5 / 8.700	ND: -0.1
			Finals	Final: 12.100	11.350	12.700	12.950	12.300	12.150	73.550
				D/E: 4.0 / 8.100	3.3 / 8.050	4.0 / 8.700	4.0 / 9.050	3.6 / 8.700	3.5 / 8.650	ND: -0.1
<u>Combined Total:</u>										<u>146.650</u>
18	412	Markus Shears Mills	Prelims	Final: 13.100	13.700	11.250	13.000	9.650	12.800	73.500
				D/E: 4.3 / 8.800	4.5 / 9.200	3.8 / 7.450	4.0 / 9.100	3.5 / 6.150	3.7 / 9.100	ND: -0.1
			Finals	Final: 13.000	10.900	11.350	13.150	11.900	12.600	72.900
				D/E: 4.3 / 8.700	4.2 / 6.700	3.5 / 7.850	4.0 / 9.150	3.3 / 8.600	3.7 / 8.900	ND:
<u>Combined Total:</u>										<u>146.400</u>
19	416	Cole Maher Mont Co Gym	Prelims	Final: 13.250	11.850	11.200	12.950	12.100	11.650	73.000
				D/E: 4.5 / 8.750	3.8 / 8.050	3.7 / 7.500	4.0 / 8.950	3.4 / 8.700	3.0 / 8.650	ND:
			Finals	Final: 12.450	12.000	11.300	12.950	12.800	11.600	73.100
				D/E: 4.5 / 8.050	3.8 / 8.200	4.0 / 7.300	4.0 / 8.950	3.5 / 9.300	3.0 / 8.600	ND: -0.1
<u>Combined Total:</u>										<u>146.100</u>
20	352	Donnevun Banks In The Zone	Prelims	Final: 13.250	11.500	11.400	13.250	11.550	11.300	72.250
				D/E: 4.4 / 8.850	3.5 / 8.000	3.3 / 8.100	4.0 / 9.250	3.9 / 7.650	3.6 / 7.700	ND:
			Finals	Final: 13.300	11.550	12.000	13.550	11.350	12.000	73.750
				D/E: 4.4 / 8.900	3.5 / 8.050	3.3 / 8.700	4.0 / 9.550	3.9 / 7.450	3.6 / 8.400	ND:
<u>Combined Total:</u>										<u>146.000</u>
21	165	Elijah Owen Bart Conner	Prelims	Final: 13.250	10.500	11.550	12.450	12.950	12.750	73.450
				D/E: 3.9 / 9.350	3.6 / 6.900	3.0 / 8.550	3.2 / 9.350	3.6 / 9.350	3.5 / 9.250	ND: -0.1
			Finals	Final: 13.150	11.600	11.950	10.500	12.900	12.300	72.400
				D/E: 3.9 / 9.250	3.7 / 7.900	3.0 / 8.950	2.2 / 8.300	3.6 / 9.300	3.4 / 8.900	ND:
<u>Combined Total:</u>										<u>145.850</u>

2018 Men's JO Nationals Finals

Meet Results - Multi







May 12-13, 2018

Page: 4

Printed: 5/12/2018 6:26 PM

Men / 10 / 17 yrs

Session: 8J,8S

Rank	Num	Name/Gym							AA	
22	202	Beckett Andersen Central Coast	Prelims	Final: 12.350	11.750	11.250	13.200	12.600	12.000	73.150
				D/E: 4.0 / 8.350	3.7 / 8.050	3.3 / 7.950	4.0 / 9.200	3.2 / 9.400	2.9 / 9.100	ND:
			Finals	Final: 12.650	11.550	11.350	13.200	12.000	11.800	72.550
				D/E: 4.0 / 8.650	3.8 / 7.750	3.4 / 7.950	4.0 / 9.200	3.4 / 8.600	3.1 / 8.700	ND:
				<u>Combined Total:</u>						<u>145.700</u>
23	486	Max Delgado Queen City	Prelims	Final: 11.550	10.750	12.000	14.000	12.050	12.000	72.350
				D/E: 3.8 / 7.850	2.7 / 8.050	4.1 / 7.900	5.0 / 9.000	3.6 / 8.450	3.6 / 8.400	ND:
			Finals	Final: 12.400	10.800	12.350	13.850	11.550	12.250	73.200
				D/E: 3.7 / 8.700	2.7 / 8.100	4.1 / 8.250	5.0 / 8.950	3.5 / 8.050	3.5 / 8.750	ND:
				<u>Combined Total:</u>						<u>145.550</u>
24	132	Aidan Cuy Aim High	Prelims	Final: 12.550	10.800	12.550	13.400	11.900	12.350	73.550
				D/E: 4.3 / 8.250	3.4 / 7.400	3.9 / 8.650	4.8 / 8.600	3.8 / 8.100	3.5 / 8.850	ND:
			Finals	Final: 12.200	9.500	12.500	13.900	11.600	12.100	71.800
				D/E: 4.3 / 7.900	3.2 / 6.300	3.9 / 8.600	5.0 / 9.000	4.1 / 7.500	3.7 / 8.400	ND:
				<u>Combined Total:</u>						<u>145.350</u>
25	625	Colin Kinsella eNeRGyKidz	Prelims	Final: 12.500	12.150	10.900	12.900	12.700	11.750	72.900
				D/E: 3.7 / 8.800	3.1 / 9.050	3.3 / 7.600	4.0 / 8.900	3.4 / 9.300	2.9 / 8.850	ND:
			Finals	Final: 12.100	11.650	11.200	13.100	12.700	11.600	72.350
				D/E: 3.6 / 8.600	3.1 / 8.550	3.3 / 7.900	4.0 / 9.100	3.4 / 9.300	2.9 / 8.700	ND:
				<u>Combined Total:</u>						<u>145.250</u>
26	272	Jacob Sampier Flying High - IL	Prelims	Final: 12.350	11.300	12.450	13.250	11.700	11.350	72.400
				D/E: 4.3 / 8.050	3.2 / 8.100	4.0 / 8.450	4.4 / 8.850	3.5 / 8.200	2.6 / 8.750	ND:
			Finals	Final: 13.500	10.600	12.000	13.400	11.950	11.350	72.800
				D/E: 4.5 / 9.000	3.2 / 7.400	3.7 / 8.300	4.4 / 9.000	3.5 / 8.450	2.7 / 8.650	ND:
				<u>Combined Total:</u>						<u>145.200</u>
27	387	Andrew Hyde Mini-Hops	Prelims	Final: 12.300	11.300	12.950	13.600	12.300	11.300	73.750
				D/E: 3.8 / 8.500	4.2 / 7.100	4.8 / 8.150	4.8 / 8.800	3.3 / 9.000	3.0 / 8.300	ND:
			Finals	Final: 12.300	10.400	12.050	12.800	12.250	11.450	71.250
				D/E: 3.8 / 8.500	4.2 / 6.200	4.8 / 7.250	4.8 / 8.100	3.3 / 8.950	3.0 / 8.450	ND:
				<u>Combined Total:</u>						<u>145.000</u>
28	122	Brandon Garcia Accel	Prelims	Final: 13.450	11.500	12.050	13.100	11.350	12.000	73.450
				D/E: 4.4 / 9.050	3.9 / 7.600	3.7 / 8.350	4.2 / 8.900	3.6 / 7.750	3.5 / 8.500	ND:
			Finals	Final: 13.350	9.750	11.900	13.450	11.400	11.600	71.450
				D/E: 4.4 / 8.950	3.8 / 5.950	3.7 / 8.200	4.3 / 9.150	3.6 / 7.800	3.5 / 8.100	ND:
				<u>Combined Total:</u>						<u>144.900</u>

2018 Men's JO Nationals Finals

Meet Results - Multi







May 12-13, 2018

Page: 5

Printed: 5/12/2018 6:26 PM

Men / 10 / 17 yrs

Session: 8J,8S

Rank	Num	Name/Gym								AA
29	328	Michael Torres HGA	Prelims	Final: 13.200	10.550	12.400	12.950	12.850	11.650	73.600
				D/E: 4.4 / 8.800	4.5 / 6.050	4.2 / 8.200	4.2 / 8.750	4.2 / 8.650	4.0 / 7.650	
			ND:							
			Finals	Final: 13.150	10.000	12.950	13.450	11.250	10.250	71.050
				D/E: 4.3 / 8.850	4.2 / 5.800	4.2 / 8.750	4.2 / 9.250	3.9 / 7.350	3.7 / 6.550	
				ND:						
				<u>Combined Total:</u>						<u>144.650</u>
30	580	Rohan Kansagra US Gym Dev Ctr	Prelims	Final: 12.850	11.800	13.500	12.700	11.850	11.700	74.400
				D/E: 3.7 / 9.150	3.7 / 8.100	4.3 / 9.200	4.0 / 8.700	4.0 / 7.850	3.1 / 8.600	
				ND:						
			Finals	Final: 12.450	10.050	13.300	12.950	10.950	10.350	70.050
				D/E: 3.6 / 8.850	3.7 / 6.350	4.2 / 9.100	4.0 / 9.250	3.9 / 7.050	2.7 / 7.650	
				ND:			-0.3			
				<u>Combined Total:</u>						<u>144.450</u>
31	164	Zachary Nelson Bart Conner	Prelims	Final: 12.950	12.800	11.750	12.000	11.650	11.600	72.750
				D/E: 3.8 / 9.150	4.4 / 8.400	3.7 / 8.050	3.2 / 8.900	3.7 / 7.950	3.6 / 8.000	
				ND:			-0.1			
			Finals	Final: 12.950	11.150	11.150	12.250	11.200	12.550	71.250
				D/E: 3.8 / 9.150	4.3 / 6.850	3.7 / 7.450	3.2 / 9.050	3.5 / 7.700	3.6 / 8.950	
				ND:						
				<u>Combined Total:</u>						<u>144.000</u>
32	127	Theron Graham Acrotex	Prelims	Final: 12.600	11.750	11.950	12.700	11.550	12.350	72.900
				D/E: 4.1 / 8.500	4.7 / 7.050	4.2 / 7.750	4.0 / 8.700	3.7 / 7.850	3.8 / 8.550	
				ND:						
			Finals	Final: 11.450	11.500	12.250	13.000	11.600	10.950	70.750
				D/E: 4.1 / 7.350	4.5 / 7.000	4.2 / 8.050	4.0 / 9.100	3.7 / 7.900	3.8 / 7.150	
				ND:			-0.1			
				<u>Combined Total:</u>						<u>143.650</u>
33	537	Connor McCool St. Louis Gym Cntr	Prelims	Final: 13.950	11.300	11.050	13.600	11.600	10.750	72.250
				D/E: 5.1 / 8.850	3.4 / 7.900	2.6 / 8.750	5.1 / 8.600	3.3 / 8.300	2.9 / 7.850	
				ND:		-0.3	-0.1			
			Finals	Final: 13.700	10.150	11.050	13.950	11.250	10.650	70.750
				D/E: 5.1 / 8.700	2.8 / 7.350	2.6 / 8.750	5.0 / 8.950	3.3 / 7.950	2.9 / 7.750	
				ND:	-0.1		-0.3			
				<u>Combined Total:</u>						<u>143.000</u>
34	531	Connor Schrepferman St. Charles	Prelims	Final: 12.950	11.250	11.600	13.000	11.550	11.900	72.250
				D/E: 3.8 / 9.150	2.9 / 8.350	3.1 / 8.500	4.0 / 9.000	3.1 / 8.450	3.4 / 8.500	
				ND:						
			Finals	Final: 11.900	11.200	11.950	13.500	11.150	10.850	70.550
				D/E: 3.8 / 8.100	2.8 / 8.400	3.1 / 8.850	4.1 / 9.400	3.0 / 8.150	3.4 / 7.450	
				ND:						
				<u>Combined Total:</u>						<u>142.800</u>
35	612	Jeremy Weissman World Class	Prelims	Final: 12.400	11.600	12.950	11.750	12.050	11.900	72.650
				D/E: 4.0 / 8.400	3.3 / 8.300	4.2 / 8.750	3.2 / 8.550	3.5 / 8.550	3.2 / 8.700	
				ND:						
			Finals	Final: 12.100	9.100	13.250	11.900	11.550	11.750	69.650
				D/E: 4.0 / 8.100	3.4 / 5.700	4.3 / 8.950	2.8 / 9.100	3.6 / 7.950	3.2 / 8.550	
				ND:						
				<u>Combined Total:</u>						<u>142.300</u>

2018 Men's JO Nationals Finals

Meet Results - Multi







May 12-13, 2018

Page: 6

Printed: 5/12/2018 6:26 PM

Men / 10 / 17 yrs

Session: 8J,8S

Rank	Num	Name/Gym								AA
36	327	Devin Ryman HGA	Prelims	Final: 13.050	12.100	12.300	12.950	11.400	10.500	72.300
				D/E: 4.1 / 8.950	3.6 / 8.500	4.2 / 8.100	4.0 / 8.950	3.4 / 8.000	2.8 / 7.700	
			ND:							
			Finals	Final: 12.350	11.000	10.100	12.950	11.300	11.350	69.050
				D/E: 4.1 / 8.350	3.6 / 7.400	3.4 / 6.700	4.0 / 9.050	3.4 / 7.900	3.5 / 7.850	
				ND: -0.1			-0.1			
				<u>Combined Total:</u>						<u>141.350</u>
37	228	Kalvin Kingshill DeVeau's	Prelims	Final: 13.050	11.900	11.200	11.700	12.600	11.900	72.350
				D/E: 3.9 / 9.150	3.8 / 8.100	3.8 / 7.400	2.8 / 8.900	3.4 / 9.200	3.5 / 8.400	
				ND:						
			Finals	Final: 11.750	11.900	9.100	11.900	11.750	11.300	67.700
				D/E: 3.9 / 7.850	3.8 / 8.100	3.9 / 5.200	2.8 / 9.100	3.3 / 8.450	3.5 / 7.800	
				ND:						
				<u>Combined Total:</u>						<u>140.050</u>
38	508	SR,VT-Giovanni Gambate Salto	Prelims	Final: 12.500	9.600	13.050	13.600	11.750	11.450	71.950
				D/E: 4.1 / 8.400	3.5 / 6.100	4.3 / 8.750	4.8 / 8.800	3.8 / 7.950	3.7 / 7.750	
				ND:						
			Finals	Final: 0.000	0.000	13.600	13.750	0.000	0.000	27.350
				D/E: 0.0 / 0.000	0.0 / 0.000	4.4 / 9.200	4.8 / 9.050	0.0 / 0.000	0.0 / 0.000	
				ND:			-0.1			
				<u>Combined Total:</u>						<u>99.300</u>
39	391	VT-Samuel Metzler Mini-Hops	Prelims	Final: 13.100	10.150	12.100	13.600	11.300	11.200	71.450
				D/E: 4.6 / 8.500	3.9 / 6.250	4.2 / 7.900	4.5 / 9.100	3.7 / 7.600	3.7 / 7.500	
				ND:						
			Finals	Final: 0.000	0.000	0.000	13.500	0.000	0.000	13.500
				D/E: 0.0 / 0.000	0.0 / 0.000	0.0 / 0.000	4.4 / 9.100	0.0 / 0.000	0.0 / 0.000	
				ND:						
				<u>Combined Total:</u>						<u>84.950</u>
40	605	PH-Will Lavanakul West Coast	Prelims	Final: 10.550	13.550	11.050	11.600	11.800	12.350	70.900
				D/E: 3.7 / 6.850	5.1 / 8.450	3.9 / 7.150	3.2 / 8.400	3.9 / 7.900	3.6 / 8.750	
				ND:						
			Finals	Final: 0.000	13.750	0.000	0.000	0.000	0.000	13.750
				D/E: 0.0 / 0.000	5.1 / 8.650	0.0 / 0.000	0.0 / 0.000	0.0 / 0.000	0.0 / 0.000	
				ND:						
				<u>Combined Total:</u>						<u>84.650</u>
41	460	HB-Hunter Brunett Platinum	Prelims	Final: 12.900	11.600	9.800	13.000	11.850	12.700	71.850
				D/E: 4.3 / 8.600	2.6 / 9.000	3.6 / 6.200	4.0 / 9.000	3.5 / 8.350	3.9 / 8.800	
				ND:						
			Finals	Final: 0.000	0.000	0.000	0.000	0.000	12.600	12.600
				D/E: 0.0 / 0.000	0.0 / 0.000	0.0 / 0.000	0.0 / 0.000	0.0 / 0.000	3.9 / 8.700	
				ND:						
				<u>Combined Total:</u>						<u>84.450</u>
42	459	PB-Edwin Kust Pinnacle	Prelims	Final: 12.300	11.600	11.650	12.100	12.700	11.650	72.000
				D/E: 3.9 / 8.400	3.1 / 8.500	4.3 / 7.350	2.8 / 9.300	3.5 / 9.200	3.3 / 8.350	
				ND:						
			Finals	Final: 0.000	0.000	0.000	0.000	12.300	0.000	12.300
				D/E: 0.0 / 0.000	0.0 / 0.000	0.0 / 0.000	0.0 / 0.000	3.4 / 8.900	0.0 / 0.000	
				ND:						
				<u>Combined Total:</u>						<u>84.300</u>

2018 Men's JO Nationals Finals

Meet Results - Multi







May 12-13, 2018

Page: 7

Printed: 5/12/2018 6:26 PM

Men / 10 / 17 yrs

Session: 8J,8S

Rank	Num	Name/Gym								AA
43	480	PH-Brandon Robinson Premier West	Prelims	Final: 11.900	12.250	11.700	12.700	11.450	11.200	71.200
				D/E: 3.4 / 8.500	3.9 / 8.350	3.5 / 8.200	4.0 / 8.800	3.7 / 7.750	3.6 / 7.600	ND: -0.1
			Finals	Final: 0.000	12.150	0.000	0.000	0.000	0.000	12.150
				D/E: 0.0 / 0.000	3.9 / 8.250	0.0 / 0.000	0.0 / 0.000	0.0 / 0.000	0.0 / 0.000	ND:
				<u>Combined Total:</u>						<u>83.350</u>
44	376	PH-Austin Kirk MAC Gym	Prelims	Final: 12.200	12.300	12.750	10.500	11.800	11.350	70.900
				D/E: 3.7 / 8.500	3.7 / 8.600	3.8 / 8.950	3.2 / 7.300	3.5 / 8.300	3.2 / 8.150	ND:
			Finals	Final: 0.000	12.150	0.000	0.000	0.000	0.000	12.150
				D/E: 0.0 / 0.000	3.7 / 8.450	0.0 / 0.000	0.0 / 0.000	0.0 / 0.000	0.0 / 0.000	ND:
				<u>Combined Total:</u>						<u>83.050</u>
45	572	FX-Jacob Biller Twin City	Prelims	Final: 13.500	8.050	11.750	11.850	11.350	10.450	66.950
				D/E: 4.1 / 9.400	3.0 / 5.050	3.6 / 8.450	2.8 / 9.050	3.8 / 7.550	3.4 / 7.050	ND: -0.3
			Finals	Final: 12.700	0.000	0.000	0.000	0.000	0.000	12.700
				D/E: 4.0 / 8.800	0.0 / 0.000	0.0 / 0.000	0.0 / 0.000	0.0 / 0.000	0.0 / 0.000	ND: -0.1
				<u>Combined Total:</u>						<u>79.650</u>
46	598	SR-Reuven Roberson Walters GymJam	Prelims	Final: 0.000	0.000	13.700	0.000	0.000	0.000	13.700
				D/E: 0.0 / 0.000	0.0 / 0.000	4.7 / 9.000	0.0 / 0.000	0.0 / 0.000	0.0 / 0.000	ND:
			Finals	Final: 0.000	0.000	13.550	0.000	0.000	0.000	13.550
				D/E: 0.0 / 0.000	0.0 / 0.000	4.7 / 8.850	0.0 / 0.000	0.0 / 0.000	0.0 / 0.000	ND:
				<u>Combined Total:</u>						<u>27.250</u>
47	583	PH-Joshua Cocuzzo USA Gym	Prelims	Final: 0.000	12.600	0.000	0.000	0.000	0.000	12.600
				D/E: 0.0 / 0.000	4.2 / 8.400	0.0 / 0.000	0.0 / 0.000	0.0 / 0.000	0.0 / 0.000	ND:
			Finals	Final: 0.000	11.650	0.000	0.000	0.000	0.000	11.650
				D/E: 0.0 / 0.000	4.0 / 7.650	0.0 / 0.000	0.0 / 0.000	0.0 / 0.000	0.0 / 0.000	ND:
				<u>Combined Total:</u>						<u>24.250</u>

2018 Men's JO Nationals Finals

Event Results - Multi

May 12-13, 2018

Page: 1

Printed: 5/12/2018 6:28 PM

Men / 10 / 17 yrs

Session: 8J,8S

#1 = 2018 Men's JO Nationals Finals: 100%

#2 = 2018 Men's JO Nationals: 100%



Place	Num	Name	Gym		#2	#1	Score
1	456	William Gomez	Park Avenue	Fin:	14.400	14.500	28.900
				D:	5.000	5.100	
				E:	9.400	9.400	
				ND:			
2	537	Connor McCool	St. Louis Gym Cntr	Fin:	13.950	13.700	27.650
				D:	5.100	5.100	
				E:	8.850	8.700	
				ND:		-0.100	
3	289	Jakob Murray	Granite State	Fin:	13.900	13.450	27.350
				D:	4.900	4.900	
				E:	9.000	8.550	
				ND:			
4	582	Dylan Kolak	US Gym Dev Ctr	Fin:	14.000	13.250	27.250
				D:	4.600	4.600	
				E:	9.400	8.650	
				ND:			
5	274	Matthew Evan Manivong	Fuzion	Fin:	13.150	13.800	26.950
				D:	4.800	4.800	
				E:	8.350	9.000	
				ND:			
6	519	Yuchen Lee	South Coast	Fin:	13.400	13.450	26.850
				D:	4.900	4.900	
				E:	8.500	8.550	
				ND:			
7	122	Brandon Garcia	Accel	Fin:	13.450	13.350	26.800
				D:	4.400	4.400	
				E:	9.050	8.950	
				ND:			
8	124	Kyle Shuttle	Accel	Fin:	12.800	13.850	26.650
				D:	4.600	4.800	
				E:	8.200	9.050	
				ND:			
9T	248	Steven Manolakis	Ellis Gym	Fin:	13.550	13.000	26.550
				D:	4.200	4.100	
				E:	9.350	8.900	
				ND:			
9T	352	Donnevun Banks	In The Zone	Fin:	13.250	13.300	26.550
				D:	4.400	4.400	
				E:	8.850	8.900	
				ND:			
11	165	Elijah Owen	Bart Conner	Fin:	13.250	13.150	26.400
				D:	3.900	3.900	
				E:	9.350	9.250	
				ND:			
12	328	Michael Torres	HGA	Fin:	13.200	13.150	26.350
				D:	4.400	4.300	
				E:	8.800	8.850	
				ND:			

2018 Men's JO Nationals Finals

Event Results - Multi

May 12-13, 2018

#1 = 2018 Men's JO Nationals Finals: 100%

#2 = 2018 Men's JO Nationals: 100%



Place	Num	Name	Gym		#2	#1	Score
13	572	FX-Jacob Biller	Twin City	Fin:	13.500	12.700	26.200
				D:	4.100	4.000	
				E:	9.400	8.800	
				ND:		-0.100	
14	412	Markus Shears	Mills	Fin:	13.100	13.000	26.100
				D:	4.300	4.300	
				E:	8.800	8.700	
				ND:			
15T	133	Aidan Giusti	Aim High	Fin:	13.000	13.000	26.000
				D:	3.900	3.900	
				E:	9.100	9.100	
				ND:			
15T	393	Alex Walther	Mini-Hops	Fin:	13.050	12.950	26.000
				D:	4.300	4.300	
				E:	9.050	8.750	
				ND:	-0.300	-0.100	
15T	411	Connor Vanloo	Mid Michigan	Fin:	12.800	13.200	26.000
				D:	4.200	4.200	
				E:	8.600	9.000	
				ND:			
18	164	Zachary Nelson	Bart Conner	Fin:	12.950	12.950	25.900
				D:	3.800	3.800	
				E:	9.150	9.150	
				ND:			
19T	272	Jacob Sampier	Flying High - IL	Fin:	12.350	13.500	25.850
				D:	4.300	4.500	
				E:	8.050	9.000	
				ND:			
19T	192	Joseph Mischke	CTC	Fin:	12.650	13.200	25.850
				D:	3.700	3.800	
				E:	8.950	9.400	
				ND:			
21	416	Cole Maher	Mont Co Gym	Fin:	13.250	12.450	25.700
				D:	4.500	4.500	
				E:	8.750	8.050	
				ND:		-0.100	
22	161	Chase Chitwood	Bart Conner	Fin:	12.650	13.000	25.650
				D:	4.000	4.000	
				E:	8.650	9.000	
				ND:			
23	507	Logan Ciocarelli	Salto	Fin:	12.800	12.750	25.550
				D:	4.400	4.400	
				E:	8.400	8.450	
				ND:		-0.100	
24	327	Devin Ryman	HGA	Fin:	13.050	12.350	25.400
				D:	4.100	4.100	
				E:	8.950	8.350	
				ND:		-0.100	

2018 Men's JO Nationals Finals

Event Results - Multi

May 12-13, 2018

#1 = 2018 Men's JO Nationals Finals: 100%

#2 = 2018 Men's JO Nationals: 100%



Place	Num	Name	Gym		#2	#1	Score
25	580	Rohan Kansagra	US Gym Dev Ctr	Fin:	12.850	12.450	25.300
				D:	3.700	3.600	
				E:	9.150	8.850	
				ND:			
26	202	Beckett Andersen	Central Coast	Fin:	12.350	12.650	25.000
				D:	4.000	4.000	
				E:	8.350	8.650	
				ND:			
27T	520	Tuocheng Yao	South Coast	Fin:	11.750	13.100	24.850
				D:	4.700	4.500	
				E:	7.050	8.600	
				ND:			
27T	531	Connor Schrepferman	St. Charles	Fin:	12.950	11.900	24.850
				D:	3.800	3.800	
				E:	9.150	8.100	
				ND:			
29	228	Kalvin Kingshill	DeVeau's	Fin:	13.050	11.750	24.800
				D:	3.900	3.900	
				E:	9.150	7.850	
				ND:			
30	132	Aidan Cuy	Aim High	Fin:	12.550	12.200	24.750
				D:	4.300	4.300	
				E:	8.250	7.900	
				ND:			
31	208	Liam McQuillan	Champions - TX	Fin:	11.950	12.750	24.700
				D:	4.000	4.000	
				E:	7.950	8.750	
				ND:			
32T	334	Jacob Cooke	Hanover Gym	Fin:	12.500	12.100	24.600
				D:	4.000	4.000	
				E:	8.500	8.100	
				ND:			
32T	387	Andrew Hyde	Mini-Hops	Fin:	12.300	12.300	24.600
				D:	3.800	3.800	
				E:	8.500	8.500	
				ND:			
32T	625	Colin Kinsella	eNeRGyKidz	Fin:	12.500	12.100	24.600
				D:	3.700	3.600	
				E:	8.800	8.600	
				ND:		-0.100	
35	612	Jeremy Weissman	World Class	Fin:	12.400	12.100	24.500
				D:	4.000	4.000	
				E:	8.400	8.100	
				ND:			
36	158	Jaden Moore	Avant Coeur	Fin:	12.850	11.600	24.450
				D:	4.400	4.300	
				E:	8.450	7.300	
				ND:			

2018 Men's JO Nationals Finals

Event Results - Multi

May 12-13, 2018

Page: 4

Printed: 5/12/2018 6:28 PM

Men / 10 / 17 yrs

Session: 8J,8S

#1 = 2018 Men's JO Nationals Finals: 100%

#2 = 2018 Men's JO Nationals: 100%



Place	Num	Name	Gym		#2	#1	Score
37	127	Theron Graham	Acrotex	Fin:	12.600	11.450	24.050
				D:	4.100	4.100	
				E:	8.500	7.350	
				ND:			
38	486	Max Delgado	Queen City	Fin:	11.550	12.400	23.950
				D:	3.800	3.700	
				E:	7.850	8.700	
				ND:	-0.100		
39	391	VT-Samuel Metzler	Mini-Hops	Fin:	13.100	0.000	13.100
				D:	4.600	0.000	
				E:	8.500	0.000	
				ND:			
40	460	HB-Hunter Brunett	Platinum	Fin:	12.900	0.000	12.900
				D:	4.300	0.000	
				E:	8.600	0.000	
				ND:			
41	508	SR,VT-Giovanni Gambatese	Salto	Fin:	12.500	0.000	12.500
				D:	4.100	0.000	
				E:	8.400	0.000	
				ND:			
42	459	PB-Edwin Kust	Pinnacle	Fin:	12.300	0.000	12.300
				D:	3.900	0.000	
				E:	8.400	0.000	
				ND:			
43	376	PH-Austin Kirk	MAC Gym	Fin:	12.200	0.000	12.200
				D:	3.700	0.000	
				E:	8.500	0.000	
				ND:			
44	480	PH-Brandon Robinson	Premier West	Fin:	11.900	0.000	11.900
				D:	3.400	0.000	
				E:	8.500	0.000	
				ND:			
45	605	PH-Will Lavanakul	West Coast	Fin:	10.550	0.000	10.550
				D:	3.700	0.000	
				E:	6.850	0.000	
				ND:			
46T	583	PH-Joshua Cocuzzo	USA Gym	Fin:	0.000	0.000	0.000
				D:	0.000	0.000	
				E:	0.000	0.000	
				ND:			
46T	598	SR-Reuven Roberson	Walters GymJam	Fin:	0.000	0.000	0.000
				D:	0.000	0.000	
				E:	0.000	0.000	
				ND:			

2018 Men's JO Nationals Finals

Event Results - Multi

May 12-13, 2018

Page: 1

Printed: 5/12/2018 6:28 PM

Men / 10 / 17 yrs

Session: 8J,8S

#1 = 2018 Men's JO Nationals Finals: 100%

#2 = 2018 Men's JO Nationals: 100%



Place	Num	Name	Gym		#2	#1	Score
1	605	PH-Will Lavanakul	West Coast	Fin:	13.550	13.750	27.300
				D:	5.100	5.100	
				E:	8.450	8.650	
				ND:			
2	412	Markus Shears	Mills	Fin:	13.700	10.900	24.600
				D:	4.500	4.200	
				E:	9.200	6.700	
				ND:			
3	376	PH-Austin Kirk	MAC Gym	Fin:	12.300	12.150	24.450
				D:	3.700	3.700	
				E:	8.600	8.450	
				ND:			
4	480	PH-Brandon Robinson	Premier West	Fin:	12.250	12.150	24.400
				D:	3.900	3.900	
				E:	8.350	8.250	
				ND:			
5	192	Joseph Mischke	CTC	Fin:	11.500	12.800	24.300
				D:	4.000	4.000	
				E:	7.500	8.800	
				ND:			
6T	208	Liam McQuillan	Champions - TX	Fin:	12.150	12.100	24.250
				D:	4.100	4.100	
				E:	8.050	8.000	
				ND:			
6T	583	PH-Joshua Cocuzzo	USA Gym	Fin:	12.600	11.650	24.250
				D:	4.200	4.000	
				E:	8.400	7.650	
				ND:			
8	164	Zachary Nelson	Bart Conner	Fin:	12.800	11.150	23.950
				D:	4.400	4.300	
				E:	8.400	6.850	
				ND:			
9	416	Cole Maher	Mont Co Gym	Fin:	11.850	12.000	23.850
				D:	3.800	3.800	
				E:	8.050	8.200	
				ND:			
10T	228	Kalvin Kingshill	DeVeau's	Fin:	11.900	11.900	23.800
				D:	3.800	3.800	
				E:	8.100	8.100	
				ND:			
10T	625	Colin Kinsella	eNeRGyKidz	Fin:	12.150	11.650	23.800
				D:	3.100	3.100	
				E:	9.050	8.550	
				ND:			
12	456	William Gomez	Park Avenue	Fin:	11.850	11.800	23.650
				D:	3.200	3.200	
				E:	8.650	8.600	
				ND:			

2018 Men's JO Nationals Finals

Event Results - Multi

May 12-13, 2018

#1 = 2018 Men's JO Nationals Finals: 100%

#2 = 2018 Men's JO Nationals: 100%



Place	Num	Name	Gym		#2	#1	Score
13T	289	Jakob Murray	Granite State	Fin:	11.600	12.000	23.600
				D:	3.400	3.700	
				E:	8.200	8.300	
				ND:			
13T	274	Matthew Evan Manivong	Fuzion	Fin:	11.700	11.900	23.600
				D:	3.700	3.600	
				E:	8.000	8.300	
				ND:			
15	507	Logan Ciocarelli	Salto	Fin:	11.900	11.550	23.450
				D:	3.500	3.500	
				E:	8.400	8.050	
				ND:			
16	161	Chase Chitwood	Bart Conner	Fin:	12.200	11.150	23.350
				D:	3.400	3.400	
				E:	8.800	7.750	
				ND:			
17T	133	Aidan Giusti	Aim High	Fin:	11.700	11.600	23.300
				D:	3.700	3.700	
				E:	8.000	7.900	
				ND:			
17T	202	Beckett Andersen	Central Coast	Fin:	11.750	11.550	23.300
				D:	3.700	3.800	
				E:	8.050	7.750	
				ND:			
19	127	Theron Graham	Acrotex	Fin:	11.750	11.500	23.250
				D:	4.700	4.500	
				E:	7.050	7.000	
				ND:			
20	327	Devin Ryman	HGA	Fin:	12.100	11.000	23.100
				D:	3.600	3.600	
				E:	8.500	7.400	
				ND:			
21	352	Donnevun Banks	In The Zone	Fin:	11.500	11.550	23.050
				D:	3.500	3.500	
				E:	8.000	8.050	
				ND:			
22	124	Kyle Shuttle	Accel	Fin:	11.600	11.400	23.000
				D:	3.500	3.400	
				E:	8.100	8.000	
				ND:			
23T	248	Steven Manolakis	Ellis Gym	Fin:	11.300	11.300	22.600
				D:	3.500	3.500	
				E:	7.800	7.800	
				ND:			
23T	334	Jacob Cooke	Hanover Gym	Fin:	11.250	11.350	22.600
				D:	3.300	3.300	
				E:	7.950	8.050	
				ND:			

2018 Men's JO Nationals Finals

Event Results - Multi

May 12-13, 2018

#1 = 2018 Men's JO Nationals Finals: 100%

#2 = 2018 Men's JO Nationals: 100%



Place	Num	Name	Gym		#2	#1	Score
25	531	Connor Schrepferman	St. Charles	Fin:	11.250	11.200	22.450
				D:	2.900	2.800	
				E:	8.350	8.400	
				ND:			
26	393	Alex Walther	Mini-Hops	Fin:	11.150	11.100	22.250
				D:	4.100	4.000	
				E:	7.050	7.100	
				ND:			
27	411	Connor Vanloo	Mid Michigan	Fin:	11.700	10.500	22.200
				D:	3.200	3.000	
				E:	8.500	7.500	
				ND:			
28T	158	Jaden Moore	Avant Coeur	Fin:	10.750	11.350	22.100
				D:	3.200	3.300	
				E:	7.550	8.050	
				ND:			
28T	165	Elijah Owen	Bart Conner	Fin:	10.500	11.600	22.100
				D:	3.600	3.700	
				E:	6.900	7.900	
				ND:			
30T	272	Jacob Sampier	Flying High - IL	Fin:	11.300	10.600	21.900
				D:	3.200	3.200	
				E:	8.100	7.400	
				ND:			
30T	582	Dylan Kolak	US Gym Dev Ctr	Fin:	12.000	9.900	21.900
				D:	3.700	3.700	
				E:	8.300	6.200	
				ND:			
32	580	Rohan Kansagra	US Gym Dev Ctr	Fin:	11.800	10.050	21.850
				D:	3.700	3.700	
				E:	8.100	6.350	
				ND:			
33	387	Andrew Hyde	Mini-Hops	Fin:	11.300	10.400	21.700
				D:	4.200	4.200	
				E:	7.100	6.200	
				ND:			
34	486	Max Delgado	Queen City	Fin:	10.750	10.800	21.550
				D:	2.700	2.700	
				E:	8.050	8.100	
				ND:			
35	537	Connor McCool	St. Louis Gym Cntr	Fin:	11.300	10.150	21.450
				D:	3.400	2.800	
				E:	7.900	7.350	
				ND:			
36	122	Brandon Garcia	Accel	Fin:	11.500	9.750	21.250
				D:	3.900	3.800	
				E:	7.600	5.950	
				ND:			

2018 Men's JO Nationals Finals

Event Results - Multi

May 12-13, 2018

#1 = 2018 Men's JO Nationals Finals: 100%

#2 = 2018 Men's JO Nationals: 100%



Place	Num	Name	Gym		#2	#1	Score
37	520	Tuocheng Yao	South Coast	Fin:	11.150	10.000	21.150
				D:	3.200	2.300	
				E:	7.950	7.700	
				ND:			
38	519	Yuchen Lee	South Coast	Fin:	10.800	10.300	21.100
				D:	4.000	4.000	
				E:	6.800	6.300	
				ND:			
39	612	Jeremy Weissman	World Class	Fin:	11.600	9.100	20.700
				D:	3.300	3.400	
				E:	8.300	5.700	
				ND:			
40	328	Michael Torres	HGA	Fin:	10.550	10.000	20.550
				D:	4.500	4.200	
				E:	6.050	5.800	
				ND:			
41	132	Aidan Cuy	Aim High	Fin:	10.800	9.500	20.300
				D:	3.400	3.200	
				E:	7.400	6.300	
				ND:			
42T	459	PB-Edwin Kust	Pinnacle	Fin:	11.600	0.000	11.600
				D:	3.100	0.000	
				E:	8.500	0.000	
				ND:			
42T	460	HB-Hunter Brunett	Platinum	Fin:	11.600	0.000	11.600
				D:	2.600	0.000	
				E:	9.000	0.000	
				ND:			
44	391	VT-Samuel Metzler	Mini-Hops	Fin:	10.150	0.000	10.150
				D:	3.900	0.000	
				E:	6.250	0.000	
				ND:			
45	508	SR,VT-Giovanni Gambatese	Salto	Fin:	9.600	0.000	9.600
				D:	3.500	0.000	
				E:	6.100	0.000	
				ND:			
46	572	FX-Jacob Biller	Twin City	Fin:	8.050	0.000	8.050
				D:	3.000	0.000	
				E:	5.050	0.000	
				ND:			
47	598	SR-Reuven Roberson	Walters GymJam	Fin:	0.000	0.000	0.000
				D:	0.000	0.000	
				E:	0.000	0.000	
				ND:			

2018 Men's JO Nationals Finals

Event Results - Multi

May 12-13, 2018

Page: 1

Printed: 5/12/2018 6:28 PM

Men / 10 / 17 yrs

Session: 8J,8S

#1 = 2018 Men's JO Nationals Finals: 100%

#2 = 2018 Men's JO Nationals: 100%



Place	Num	Name	Gym		#2	#1	Score
1	598	SR-Reuven Roberson	Wallers GymJam	Fin:	13.700	13.550	27.250
				D:	4.700	4.700	
				E:	9.000	8.850	
				ND:			
2	580	Rohan Kansagra	US Gym Dev Ctr	Fin:	13.500	13.300	26.800
				D:	4.300	4.200	
				E:	9.200	9.100	
				ND:			
3	508	SR,VT-Giovanni Gambatese	Salto	Fin:	13.050	13.600	26.650
				D:	4.300	4.400	
				E:	8.750	9.200	
				ND:			
4	612	Jeremy Weissman	World Class	Fin:	12.950	13.250	26.200
				D:	4.200	4.300	
				E:	8.750	8.950	
				ND:			
5T	289	Jakob Murray	Granite State	Fin:	12.500	13.350	25.850
				D:	4.400	4.600	
				E:	8.100	8.750	
				ND:			
5T	393	Alex Walther	Mini-Hops	Fin:	12.550	13.300	25.850
				D:	3.900	4.000	
				E:	8.650	9.300	
				ND:			
7T	208	Liam McQuillan	Champions - TX	Fin:	12.850	12.950	25.800
				D:	4.300	4.300	
				E:	8.550	8.650	
				ND:			
7T	520	Tuocheng Yao	South Coast	Fin:	12.750	13.050	25.800
				D:	4.800	4.900	
				E:	7.950	8.150	
				ND:			
9	582	Dylan Kolak	US Gym Dev Ctr	Fin:	12.550	13.200	25.750
				D:	4.500	4.500	
				E:	8.050	8.700	
				ND:			
10T	158	Jaden Moore	Avant Coeur	Fin:	13.250	12.350	25.600
				D:	4.200	4.400	
				E:	9.050	7.950	
				ND:			
10T	334	Jacob Cooke	Hanover Gym	Fin:	12.900	12.700	25.600
				D:	4.000	4.000	
				E:	8.900	8.700	
				ND:			
12	328	Michael Torres	HGA	Fin:	12.400	12.950	25.350
				D:	4.200	4.200	
				E:	8.200	8.750	
				ND:			

2018 Men's JO Nationals Finals

Event Results - Multi

May 12-13, 2018

#1 = 2018 Men's JO Nationals Finals: 100%

#2 = 2018 Men's JO Nationals: 100%



Place	Num	Name	Gym		#2	#1	Score
13	192	Joseph Mischke	CTC	Fin:	12.400	12.750	25.150
				D:	3.700	3.700	
				E:	8.700	9.050	
				ND:			
14	132	Aidan Cuy	Aim High	Fin:	12.550	12.500	25.050
				D:	3.900	3.900	
				E:	8.650	8.600	
				ND:			
15T	124	Kyle Shuttle	Accel	Fin:	12.300	12.700	25.000
				D:	4.000	4.000	
				E:	8.300	8.700	
				ND:			
15T	387	Andrew Hyde	Mini-Hops	Fin:	12.950	12.050	25.000
				D:	4.800	4.800	
				E:	8.150	7.250	
				ND:			
17	507	Logan Ciocarelli	Salto	Fin:	12.250	12.650	24.900
				D:	3.900	3.900	
				E:	8.350	8.750	
				ND:			
18	161	Chase Chitwood	Bart Conner	Fin:	12.300	12.400	24.700
				D:	3.600	3.600	
				E:	8.700	8.800	
				ND:			
19T	248	Steven Manolakis	Ellis Gym	Fin:	12.000	12.450	24.450
				D:	3.700	3.700	
				E:	8.300	8.750	
				ND:			
19T	272	Jacob Sampier	Flying High - IL	Fin:	12.450	12.000	24.450
				D:	4.000	3.700	
				E:	8.450	8.300	
				ND:			
21	486	Max Delgado	Queen City	Fin:	12.000	12.350	24.350
				D:	4.100	4.100	
				E:	7.900	8.250	
				ND:			
22T	127	Theron Graham	Acrotex	Fin:	11.950	12.250	24.200
				D:	4.200	4.200	
				E:	7.750	8.050	
				ND:			
22T	456	William Gomez	Park Avenue	Fin:	11.750	12.450	24.200
				D:	4.200	4.200	
				E:	7.550	8.250	
				ND:			
24	519	Yuchen Lee	South Coast	Fin:	11.850	12.200	24.050
				D:	4.100	4.100	
				E:	7.750	8.100	
				ND:			

2018 Men's JO Nationals Finals

Event Results - Multi

May 12-13, 2018

#1 = 2018 Men's JO Nationals Finals: 100%

#2 = 2018 Men's JO Nationals: 100%



Place	Num	Name	Gym		#2	#1	Score
25	274	Matthew Evan Manivong	Fuzion	Fin:	11.750	12.250	24.000
				D:	3.800	3.800	
				E:	7.950	8.450	
				ND:			
26T	122	Brandon Garcia	Accel	Fin:	12.050	11.900	23.950
				D:	3.700	3.700	
				E:	8.350	8.200	
				ND:			
26T	133	Aidan Giusti	Aim High	Fin:	12.000	11.950	23.950
				D:	3.600	3.600	
				E:	8.400	8.350	
				ND:			
28T	531	Connor Schrepferman	St. Charles	Fin:	11.600	11.950	23.550
				D:	3.100	3.100	
				E:	8.500	8.850	
				ND:			
28T	411	Connor Vanloo	Mid Michigan	Fin:	12.150	11.400	23.550
				D:	3.800	3.900	
				E:	8.650	7.500	
				ND:	-0.300		
30	165	Elijah Owen	Bart Conner	Fin:	11.550	11.950	23.500
				D:	3.000	3.000	
				E:	8.550	8.950	
				ND:			
31	352	Donnevun Banks	In The Zone	Fin:	11.400	12.000	23.400
				D:	3.300	3.300	
				E:	8.100	8.700	
				ND:			
32	164	Zachary Nelson	Bart Conner	Fin:	11.750	11.150	22.900
				D:	3.700	3.700	
				E:	8.050	7.450	
				ND:			
33T	202	Beckett Andersen	Central Coast	Fin:	11.250	11.350	22.600
				D:	3.300	3.400	
				E:	7.950	7.950	
				ND:			
33T	412	Markus Shears	Mills	Fin:	11.250	11.350	22.600
				D:	3.800	3.500	
				E:	7.450	7.850	
				ND:			
35	416	Cole Maher	Mont Co Gym	Fin:	11.200	11.300	22.500
				D:	3.700	4.000	
				E:	7.500	7.300	
				ND:			
36	327	Devin Ryman	HGA	Fin:	12.300	10.100	22.400
				D:	4.200	3.400	
				E:	8.100	6.700	
				ND:			

2018 Men's JO Nationals Finals

Event Results - Multi

May 12-13, 2018

Page: 4

Printed: 5/12/2018 6:28 PM

Men / 10 / 17 yrs

Session: 8J,8S

#1 = 2018 Men's JO Nationals Finals: 100%

#2 = 2018 Men's JO Nationals: 100%



Place	Num	Name	Gym		#2	#1	Score
37T	537	Connor McCool	St. Louis Gym Cntr	Fin:	11.050	11.050	22.100
				D:	2.600	2.600	
				E:	8.750	8.750	
				ND:	-0.300	-0.300	
37T	625	Colin Kinsella	eNeRGyKidz	Fin:	10.900	11.200	22.100
				D:	3.300	3.300	
				E:	7.600	7.900	
				ND:			
39	228	Kalvin Kingshill	DeVeau's	Fin:	11.200	9.100	20.300
				D:	3.800	3.900	
				E:	7.400	5.200	
				ND:			
40	376	PH-Austin Kirk	MAC Gym	Fin:	12.750	0.000	12.750
				D:	3.800	0.000	
				E:	8.950	0.000	
				ND:			
41	391	VT-Samuel Metzler	Mini-Hops	Fin:	12.100	0.000	12.100
				D:	4.200	0.000	
				E:	7.900	0.000	
				ND:			
42	572	FX-Jacob Biller	Twin City	Fin:	11.750	0.000	11.750
				D:	3.600	0.000	
				E:	8.450	0.000	
				ND:	-0.300		
43	480	PH-Brandon Robinson	Premier West	Fin:	11.700	0.000	11.700
				D:	3.500	0.000	
				E:	8.200	0.000	
				ND:			
44	459	PB-Edwin Kust	Pinnacle	Fin:	11.650	0.000	11.650
				D:	4.300	0.000	
				E:	7.350	0.000	
				ND:			
45	605	PH-Will Lavanakul	West Coast	Fin:	11.050	0.000	11.050
				D:	3.900	0.000	
				E:	7.150	0.000	
				ND:			
46	460	HB-Hunter Brunett	Platinum	Fin:	9.800	0.000	9.800
				D:	3.600	0.000	
				E:	6.200	0.000	
				ND:			
47	583	PH-Joshua Cocuzzo	USA Gym	Fin:	0.000	0.000	0.000
				D:	0.000	0.000	
				E:	0.000	0.000	
				ND:			

2018 Men's JO Nationals Finals

Event Results - Multi

May 12-13, 2018

Page: 1

Printed: 5/12/2018 6:28 PM

Men / 10 / 17 yrs

Session: 8J,8S

#1 = 2018 Men's JO Nationals Finals: 100%

#2 = 2018 Men's JO Nationals: 100%



Place	Num	Name	Gym		#2	#1	Score
1	124	Kyle Shuttle	Accel	Fin:	14.650	14.900	29.550
				D:	5.800	5.800	
				E:	8.850	9.200	
				ND:		-0.100	
2	582	Dylan Kolak	US Gym Dev Ctr	Fin:	14.100	14.350	28.450
				D:	5.000	5.000	
				E:	9.100	9.350	
				ND:			
3	289	Jakob Murray	Granite State	Fin:	14.150	14.100	28.250
				D:	5.000	5.000	
				E:	9.150	9.100	
				ND:			
4	486	Max Delgado	Queen City	Fin:	14.000	13.850	27.850
				D:	5.000	5.000	
				E:	9.000	8.950	
				ND:		-0.100	
5	537	Connor McCool	St. Louis Gym Cntr	Fin:	13.600	13.950	27.550
				D:	5.100	5.000	
				E:	8.600	8.950	
				ND:	-0.100		
6	456	William Gomez	Park Avenue	Fin:	13.550	13.850	27.400
				D:	4.200	4.300	
				E:	9.350	9.550	
				ND:			
7	508	SR,VT-Giovanni Gambatese	Salto	Fin:	13.600	13.750	27.350
				D:	4.800	4.800	
				E:	8.800	9.050	
				ND:		-0.100	
8T	519	Yuchen Lee	South Coast	Fin:	13.350	13.950	27.300
				D:	4.200	4.400	
				E:	9.150	9.550	
				ND:			
8T	132	Aidan Cuy	Aim High	Fin:	13.400	13.900	27.300
				D:	4.800	5.000	
				E:	8.600	9.000	
				ND:		-0.100	
10	133	Aidan Giusti	Aim High	Fin:	13.400	13.750	27.150
				D:	4.200	4.200	
				E:	9.200	9.550	
				ND:			
11	391	VT-Samuel Metzler	Mini-Hops	Fin:	13.600	13.500	27.100
				D:	4.500	4.400	
				E:	9.100	9.100	
				ND:			
12	411	Connor Vanloo	Mid Michigan	Fin:	13.800	13.200	27.000
				D:	5.200	5.200	
				E:	8.600	8.300	
				ND:		-0.300	

2018 Men's JO Nationals Finals

Event Results - Multi

May 12-13, 2018

Page: 2

Printed: 5/12/2018 6:28 PM

Men / 10 / 17 yrs

Session: 8J,8S

#1 = 2018 Men's JO Nationals Finals: 100%

#2 = 2018 Men's JO Nationals: 100%



Place	Num	Name	Gym		#2	#1	Score
13	352	Donnevun Banks	In The Zone	Fin:	13.250	13.550	26.800
				D:	4.000	4.000	
				E:	9.250	9.550	
				ND:			
14	507	Logan Ciocarelli	Salto	Fin:	13.400	13.350	26.750
				D:	4.100	4.000	
				E:	9.300	9.350	
				ND:			
15	272	Jacob Sampier	Flying High - IL	Fin:	13.250	13.400	26.650
				D:	4.400	4.400	
				E:	8.850	9.000	
				ND:			
16T	122	Brandon Garcia	Accel	Fin:	13.100	13.450	26.550
				D:	4.200	4.300	
				E:	8.900	9.150	
				ND:			
16T	274	Matthew Evan Manivong	Fuzion	Fin:	13.250	13.300	26.550
				D:	4.000	4.000	
				E:	9.250	9.300	
				ND:			
18	531	Connor Schrepferman	St. Charles	Fin:	13.000	13.500	26.500
				D:	4.000	4.100	
				E:	9.000	9.400	
				ND:			
19T	248	Steven Manolakis	Ellis Gym	Fin:	13.100	13.300	26.400
				D:	4.000	4.000	
				E:	9.200	9.300	
				ND:	-0.100		
19T	387	Andrew Hyde	Mini-Hops	Fin:	13.600	12.800	26.400
				D:	4.800	4.800	
				E:	8.800	8.100	
				ND:		-0.100	
19T	202	Beckett Andersen	Central Coast	Fin:	13.200	13.200	26.400
				D:	4.000	4.000	
				E:	9.200	9.200	
				ND:			
19T	328	Michael Torres	HGA	Fin:	12.950	13.450	26.400
				D:	4.200	4.200	
				E:	8.750	9.250	
				ND:			
23	158	Jaden Moore	Avant Coeur	Fin:	13.300	13.050	26.350
				D:	4.600	4.600	
				E:	9.000	8.450	
				ND:	-0.300		
24	520	Tuocheng Yao	South Coast	Fin:	13.050	13.200	26.250
				D:	4.000	4.000	
				E:	9.050	9.200	
				ND:			

2018 Men's JO Nationals Finals

Event Results - Multi

May 12-13, 2018

#1 = 2018 Men's JO Nationals Finals: 100%

#2 = 2018 Men's JO Nationals: 100%



Place	Num	Name	Gym		#2	#1	Score
25T	161	Chase Chitwood	Bart Conner	Fin:	12.900	13.250	26.150
				D:	4.000	4.000	
				E:	9.000	9.250	
				ND:	-0.100		
25T	412	Markus Shears	Mills	Fin:	13.000	13.150	26.150
				D:	4.000	4.000	
				E:	9.100	9.150	
				ND:	-0.100		
27T	393	Alex Walther	Mini-Hops	Fin:	12.950	13.050	26.000
				D:	4.000	4.000	
				E:	8.950	9.050	
				ND:			
27T	625	Colin Kinsella	eNeRGyKidz	Fin:	12.900	13.100	26.000
				D:	4.000	4.000	
				E:	8.900	9.100	
				ND:			
29	208	Liam McQuillan	Champions - TX	Fin:	13.000	12.950	25.950
				D:	4.000	4.000	
				E:	9.000	8.950	
				ND:			
30T	327	Devin Ryman	HGA	Fin:	12.950	12.950	25.900
				D:	4.000	4.000	
				E:	8.950	9.050	
				ND:		-0.100	
30T	416	Cole Maher	Mont Co Gym	Fin:	12.950	12.950	25.900
				D:	4.000	4.000	
				E:	8.950	8.950	
				ND:			
32	127	Theron Graham	Acrotex	Fin:	12.700	13.000	25.700
				D:	4.000	4.000	
				E:	8.700	9.100	
				ND:		-0.100	
33T	192	Joseph Mischke	CTC	Fin:	13.000	12.650	25.650
				D:	3.600	3.600	
				E:	9.400	9.050	
				ND:			
33T	580	Rohan Kansagra	US Gym Dev Ctr	Fin:	12.700	12.950	25.650
				D:	4.000	4.000	
				E:	8.700	9.250	
				ND:		-0.300	
35	334	Jacob Cooke	Hanover Gym	Fin:	12.600	12.950	25.550
				D:	4.000	4.000	
				E:	8.700	9.050	
				ND:	-0.100	-0.100	
36	164	Zachary Nelson	Bart Conner	Fin:	12.000	12.250	24.250
				D:	3.200	3.200	
				E:	8.900	9.050	
				ND:	-0.100		

2018 Men's JO Nationals Finals

Event Results - Multi

May 12-13, 2018

Page: 4

Printed: 5/12/2018 6:28 PM

Men / 10 / 17 yrs

Session: 8J,8S

#1 = 2018 Men's JO Nationals Finals: 100%

#2 = 2018 Men's JO Nationals: 100%



Place	Num	Name	Gym		#2	#1	Score
37	612	Jeremy Weissman	World Class	Fin:	11.750	11.900	23.650
				D:	3.200	2.800	
				E:	8.550	9.100	
				ND:			
38	228	Kalvin Kingshill	DeVeau's	Fin:	11.700	11.900	23.600
				D:	2.800	2.800	
				E:	8.900	9.100	
				ND:			
39	165	Elijah Owen	Bart Conner	Fin:	12.450	10.500	22.950
				D:	3.200	2.200	
				E:	9.350	8.300	
				ND:	-0.100		
40	460	HB-Hunter Brunett	Platinum	Fin:	13.000	0.000	13.000
				D:	4.000	0.000	
				E:	9.000	0.000	
				ND:			
41	480	PH-Brandon Robinson	Premier West	Fin:	12.700	0.000	12.700
				D:	4.000	0.000	
				E:	8.800	0.000	
				ND:	-0.100		
42	459	PB-Edwin Kust	Pinnacle	Fin:	12.100	0.000	12.100
				D:	2.800	0.000	
				E:	9.300	0.000	
				ND:			
43	572	FX-Jacob Biller	Twin City	Fin:	11.850	0.000	11.850
				D:	2.800	0.000	
				E:	9.050	0.000	
				ND:			
44	605	PH-Will Lavanakul	West Coast	Fin:	11.600	0.000	11.600
				D:	3.200	0.000	
				E:	8.400	0.000	
				ND:			
45	376	PH-Austin Kirk	MAC Gym	Fin:	10.500	0.000	10.500
				D:	3.200	0.000	
				E:	7.300	0.000	
				ND:			
46T	583	PH-Joshua Cocuzzo	USA Gym	Fin:	0.000	0.000	0.000
				D:	0.000	0.000	
				E:	0.000	0.000	
				ND:			
46T	598	SR-Reuven Roberson	Waller's GymJam	Fin:	0.000	0.000	0.000
				D:	0.000	0.000	
				E:	0.000	0.000	
				ND:			

2018 Men's JO Nationals Finals

Event Results - Multi

May 12-13, 2018

Page: 1

Printed: 5/12/2018 6:28 PM

Men / 10 / 17 yrs

Session: 8J,8S

#1 = 2018 Men's JO Nationals Finals: 100%

#2 = 2018 Men's JO Nationals: 100%



Place	Num	Name	Gym		#2	#1	Score
1	519	Yuchen Lee	South Coast	Fin:	13.150	13.600	26.750
				D:	4.500	4.600	
				E:	8.650	9.000	
				ND:			
2	165	Elijah Owen	Bart Conner	Fin:	12.950	12.900	25.850
				D:	3.600	3.600	
				E:	9.350	9.300	
				ND:			
3	520	Tuocheng Yao	South Coast	Fin:	13.200	12.450	25.650
				D:	4.400	4.400	
				E:	8.800	8.050	
				ND:			
4	625	Colin Kinsella	eNeRGyKidz	Fin:	12.700	12.700	25.400
				D:	3.400	3.400	
				E:	9.300	9.300	
				ND:			
5	507	Logan Ciocarelli	Salto	Fin:	12.500	12.800	25.300
				D:	3.500	3.600	
				E:	9.000	9.200	
				ND:			
6T	248	Steven Manolakis	Ellis Gym	Fin:	12.550	12.700	25.250
				D:	3.800	3.800	
				E:	8.750	8.900	
				ND:			
6T	393	Alex Walther	Mini-Hops	Fin:	12.650	12.600	25.250
				D:	3.900	3.900	
				E:	8.750	8.700	
				ND:			
8	289	Jakob Murray	Granite State	Fin:	11.800	13.350	25.150
				D:	3.900	4.500	
				E:	7.900	8.850	
				ND:			
9	459	PB-Edwin Kust	Pinnacle	Fin:	12.700	12.300	25.000
				D:	3.500	3.400	
				E:	9.200	8.900	
				ND:			
10T	416	Cole Maher	Mont Co Gym	Fin:	12.100	12.800	24.900
				D:	3.400	3.500	
				E:	8.700	9.300	
				ND:			
10T	274	Matthew Evan Manivong	Fuzion	Fin:	12.500	12.400	24.900
				D:	3.500	3.500	
				E:	9.000	8.900	
				ND:			
12	411	Connor Vanloo	Mid Michigan	Fin:	12.400	12.450	24.850
				D:	3.400	3.400	
				E:	9.000	9.050	
				ND:			

2018 Men's JO Nationals Finals

Event Results - Multi

May 12-13, 2018

Page: 2

Printed: 5/12/2018 6:28 PM

Men / 10 / 17 yrs

Session: 8J,8S

#1 = 2018 Men's JO Nationals Finals: 100%

#2 = 2018 Men's JO Nationals: 100%



Place	Num	Name	Gym		#2	#1	Score
13	124	Kyle Shuttle	Accel	Fin:	12.150	12.600	24.750
				D:	3.200	3.300	
				E:	8.950	9.300	
				ND:			
14	202	Beckett Andersen	Central Coast	Fin:	12.600	12.000	24.600
				D:	3.200	3.400	
				E:	9.400	8.600	
				ND:			
15	387	Andrew Hyde	Mini-Hops	Fin:	12.300	12.250	24.550
				D:	3.300	3.300	
				E:	9.000	8.950	
				ND:			
16	158	Jaden Moore	Avant Coeur	Fin:	11.550	12.950	24.500
				D:	3.300	3.500	
				E:	8.250	9.450	
				ND:			
17	228	Kalvin Kingshill	DeVeau's	Fin:	12.600	11.750	24.350
				D:	3.400	3.300	
				E:	9.200	8.450	
				ND:			
18	456	William Gomez	Park Avenue	Fin:	12.250	12.050	24.300
				D:	3.400	3.400	
				E:	8.850	8.650	
				ND:			
19	328	Michael Torres	HGA	Fin:	12.850	11.250	24.100
				D:	4.200	3.900	
				E:	8.650	7.350	
				ND:			
20	334	Jacob Cooke	Hanover Gym	Fin:	11.650	12.300	23.950
				D:	3.600	3.600	
				E:	8.050	8.700	
				ND:			
21	272	Jacob Sampier	Flying High - IL	Fin:	11.700	11.950	23.650
				D:	3.500	3.500	
				E:	8.200	8.450	
				ND:			
22T	486	Max Delgado	Queen City	Fin:	12.050	11.550	23.600
				D:	3.600	3.500	
				E:	8.450	8.050	
				ND:			
22T	612	Jeremy Weissman	World Class	Fin:	12.050	11.550	23.600
				D:	3.500	3.600	
				E:	8.550	7.950	
				ND:			
24	132	Aidan Cuy	Aim High	Fin:	11.900	11.600	23.500
				D:	3.800	4.100	
				E:	8.100	7.500	
				ND:			

2018 Men's JO Nationals Finals

Event Results - Multi

May 12-13, 2018

#1 = 2018 Men's JO Nationals Finals: 100%

#2 = 2018 Men's JO Nationals: 100%



Place	Num	Name	Gym		#2	#1	Score
25	208	Liam McQuillan	Champions - TX	Fin:	11.950	11.500	23.450
				D:	3.500	3.500	
				E:	8.450	8.000	
				ND:			
26	161	Chase Chitwood	Bart Conner	Fin:	10.950	12.450	23.400
				D:	3.500	3.500	
				E:	7.450	8.950	
				ND:			
27	133	Aidan Giusti	Aim High	Fin:	10.900	12.450	23.350
				D:	3.500	3.500	
				E:	7.400	8.950	
				ND:			
28	192	Joseph Mischke	CTC	Fin:	11.250	12.000	23.250
				D:	3.000	3.200	
				E:	8.250	8.800	
				ND:			
29	127	Theron Graham	Acrotex	Fin:	11.550	11.600	23.150
				D:	3.700	3.700	
				E:	7.850	7.900	
				ND:			
30	352	Donnevun Banks	In The Zone	Fin:	11.550	11.350	22.900
				D:	3.900	3.900	
				E:	7.650	7.450	
				ND:			
31T	537	Connor McCool	St. Louis Gym Cntr	Fin:	11.600	11.250	22.850
				D:	3.300	3.300	
				E:	8.300	7.950	
				ND:			
31T	164	Zachary Nelson	Bart Conner	Fin:	11.650	11.200	22.850
				D:	3.700	3.500	
				E:	7.950	7.700	
				ND:			
33	580	Rohan Kansagra	US Gym Dev Ctr	Fin:	11.850	10.950	22.800
				D:	4.000	3.900	
				E:	7.850	7.050	
				ND:			
34	122	Brandon Garcia	Accel	Fin:	11.350	11.400	22.750
				D:	3.600	3.600	
				E:	7.750	7.800	
				ND:			
35T	327	Devin Ryman	HGA	Fin:	11.400	11.300	22.700
				D:	3.400	3.400	
				E:	8.000	7.900	
				ND:			
35T	531	Connor Schrepferman	St. Charles	Fin:	11.550	11.150	22.700
				D:	3.100	3.000	
				E:	8.450	8.150	
				ND:			

2018 Men's JO Nationals Finals

Event Results - Multi

May 12-13, 2018

Page: 4

Printed: 5/12/2018 6:28 PM

Men / 10 / 17 yrs

Session: 8J,8S

#1 = 2018 Men's JO Nationals Finals: 100%

#2 = 2018 Men's JO Nationals: 100%



Place	Num	Name	Gym		#2	#1	Score
37	582	Dylan Kolak	US Gym Dev Ctr	Fin:	11.100	11.300	22.400
				D:	3.400	3.800	
				E:	7.700	7.500	
				ND:			
38	412	Markus Shears	Mills	Fin:	9.650	11.900	21.550
				D:	3.500	3.300	
				E:	6.150	8.600	
				ND:			
39	460	HB-Hunter Brunett	Platinum	Fin:	11.850	0.000	11.850
				D:	3.500	0.000	
				E:	8.350	0.000	
				ND:			
40T	376	PH-Austin Kirk	MAC Gym	Fin:	11.800	0.000	11.800
				D:	3.500	0.000	
				E:	8.300	0.000	
				ND:			
40T	605	PH-Will Lavanakul	West Coast	Fin:	11.800	0.000	11.800
				D:	3.900	0.000	
				E:	7.900	0.000	
				ND:			
42	508	SR,VT-Giovanni Gambatese	Salto	Fin:	11.750	0.000	11.750
				D:	3.800	0.000	
				E:	7.950	0.000	
				ND:			
43	480	PH-Brandon Robinson	Premier West	Fin:	11.450	0.000	11.450
				D:	3.700	0.000	
				E:	7.750	0.000	
				ND:			
44	572	FX-Jacob Biller	Twin City	Fin:	11.350	0.000	11.350
				D:	3.800	0.000	
				E:	7.550	0.000	
				ND:			
45	391	VT-Samuel Metzler	Mini-Hops	Fin:	11.300	0.000	11.300
				D:	3.700	0.000	
				E:	7.600	0.000	
				ND:			
46T	583	PH-Joshua Cocuzzo	USA Gym	Fin:	0.000	0.000	0.000
				D:	0.000	0.000	
				E:	0.000	0.000	
				ND:			
46T	598	SR-Reuven Roberson	Walters GymJam	Fin:	0.000	0.000	0.000
				D:	0.000	0.000	
				E:	0.000	0.000	
				ND:			

2018 Men's JO Nationals Finals

Event Results - Multi

May 12-13, 2018

Page: 1

Printed: 5/12/2018 6:28 PM

Men / 10 / 17 yrs

Session: 8J,8S

#1 = 2018 Men's JO Nationals Finals: 100%

#2 = 2018 Men's JO Nationals: 100%



Place	Num	Name	Gym		#2	#1	Score
1	289	Jakob Murray	Granite State	Fin:	12.950	12.550	25.500
				D:	3.900	3.900	
				E:	9.050	8.650	
				ND:			
2	412	Markus Shears	Mills	Fin:	12.800	12.600	25.400
				D:	3.700	3.700	
				E:	9.100	8.900	
				ND:			
3	460	HB-Hunter Brunett	Platinum	Fin:	12.700	12.600	25.300
				D:	3.900	3.900	
				E:	8.800	8.700	
				ND:			
4	274	Matthew Evan Manivong	Fuzion	Fin:	12.700	12.550	25.250
				D:	3.900	3.900	
				E:	8.800	8.650	
				ND:			
5T	161	Chase Chitwood	Bart Conner	Fin:	12.850	12.200	25.050
				D:	3.500	3.400	
				E:	9.350	8.800	
				ND:			
5T	165	Elijah Owen	Bart Conner	Fin:	12.750	12.300	25.050
				D:	3.500	3.400	
				E:	9.250	8.900	
				ND:			
7	124	Kyle Shuttle	Accel	Fin:	12.700	12.000	24.700
				D:	3.500	3.400	
				E:	9.200	8.600	
				ND:			
8T	132	Aidan Cuy	Aim High	Fin:	12.350	12.100	24.450
				D:	3.500	3.700	
				E:	8.850	8.400	
				ND:			
8T	411	Connor Vanloo	Mid Michigan	Fin:	11.750	12.700	24.450
				D:	3.500	3.400	
				E:	8.250	9.300	
				ND:			
8T	520	Tuocheng Yao	South Coast	Fin:	12.200	12.250	24.450
				D:	3.200	3.500	
				E:	9.000	8.750	
				ND:			
11	519	Yuchen Lee	South Coast	Fin:	11.950	12.450	24.400
				D:	3.600	3.600	
				E:	8.350	8.850	
				ND:			
12T	582	Dylan Kolak	US Gym Dev Ctr	Fin:	12.050	12.300	24.350
				D:	3.400	3.400	
				E:	8.650	8.900	
				ND:			

2018 Men's JO Nationals Finals

Event Results - Multi

May 12-13, 2018

#1 = 2018 Men's JO Nationals Finals: 100%

#2 = 2018 Men's JO Nationals: 100%



Place	Num	Name	Gym		#2	#1	Score
12T	334	Jacob Cooke	Hanover Gym	Fin:	12.200	12.150	24.350
				D:	3.500	3.500	
				E:	8.700	8.650	
				ND:			
14	486	Max Delgado	Queen City	Fin:	12.000	12.250	24.250
				D:	3.600	3.500	
				E:	8.400	8.750	
				ND:			
15	507	Logan Ciocarelli	Salto	Fin:	12.200	12.000	24.200
				D:	2.900	2.900	
				E:	9.300	9.100	
				ND:			
16	164	Zachary Nelson	Bart Conner	Fin:	11.600	12.550	24.150
				D:	3.600	3.600	
				E:	8.000	8.950	
				ND:			
17	248	Steven Manolakis	Ellis Gym	Fin:	12.150	11.900	24.050
				D:	3.000	3.000	
				E:	9.150	8.900	
				ND:			
18	208	Liam McQuillan	Champions - TX	Fin:	12.000	12.000	24.000
				D:	3.800	3.700	
				E:	8.200	8.300	
				ND:			
19	158	Jaden Moore	Avant Coeur	Fin:	11.850	12.050	23.900
				D:	3.000	3.100	
				E:	8.850	8.950	
				ND:			
20	393	Alex Walther	Mini-Hops	Fin:	11.600	12.250	23.850
				D:	3.900	3.800	
				E:	7.700	8.450	
				ND:			
21	202	Beckett Andersen	Central Coast	Fin:	12.000	11.800	23.800
				D:	2.900	3.100	
				E:	9.100	8.700	
				ND:			
22	612	Jeremy Weissman	World Class	Fin:	11.900	11.750	23.650
				D:	3.200	3.200	
				E:	8.700	8.550	
				ND:			
23T	122	Brandon Garcia	Accel	Fin:	12.000	11.600	23.600
				D:	3.500	3.500	
				E:	8.500	8.100	
				ND:			
23T	456	William Gomez	Park Avenue	Fin:	11.650	11.950	23.600
				D:	3.500	3.500	
				E:	8.150	8.450	
				ND:			

2018 Men's JO Nationals Finals

Event Results - Multi

May 12-13, 2018

#1 = 2018 Men's JO Nationals Finals: 100%

#2 = 2018 Men's JO Nationals: 100%



Place	Num	Name	Gym		#2	#1	Score
25	625	Colin Kinsella	eNeRGyKidz	Fin:	11.750	11.600	23.350
				D:	2.900	2.900	
				E:	8.850	8.700	
				ND:			
26T	127	Theron Graham	Acrotex	Fin:	12.350	10.950	23.300
				D:	3.800	3.800	
				E:	8.550	7.150	
				ND:			
26T	192	Joseph Mischke	CTC	Fin:	11.850	11.450	23.300
				D:	3.100	3.400	
				E:	8.750	8.050	
				ND:			
26T	352	Donnevun Banks	In The Zone	Fin:	11.300	12.000	23.300
				D:	3.600	3.600	
				E:	7.700	8.400	
				ND:			
29	416	Cole Maher	Mont Co Gym	Fin:	11.650	11.600	23.250
				D:	3.000	3.000	
				E:	8.650	8.600	
				ND:			
30	228	Kalvin Kingshill	DeVeau's	Fin:	11.900	11.300	23.200
				D:	3.500	3.500	
				E:	8.400	7.800	
				ND:			
31	133	Aidan Giusti	Aim High	Fin:	11.350	11.750	23.100
				D:	3.400	3.400	
				E:	7.950	8.350	
				ND:			
32T	387	Andrew Hyde	Mini-Hops	Fin:	11.300	11.450	22.750
				D:	3.000	3.000	
				E:	8.300	8.450	
				ND:			
32T	531	Connor Schrepferman	St. Charles	Fin:	11.900	10.850	22.750
				D:	3.400	3.400	
				E:	8.500	7.450	
				ND:			
34	272	Jacob Sampier	Flying High - IL	Fin:	11.350	11.350	22.700
				D:	2.600	2.700	
				E:	8.750	8.650	
				ND:			
35	580	Rohan Kansagra	US Gym Dev Ctr	Fin:	11.700	10.350	22.050
				D:	3.100	2.700	
				E:	8.600	7.650	
				ND:			
36	328	Michael Torres	HGA	Fin:	11.650	10.250	21.900
				D:	4.000	3.700	
				E:	7.650	6.550	
				ND:			

2018 Men's JO Nationals Finals

Event Results - Multi

May 12-13, 2018

Page: 4

Printed: 5/12/2018 6:28 PM

Men / 10 / 17 yrs

Session: 8J,8S

#1 = 2018 Men's JO Nationals Finals: 100%

#2 = 2018 Men's JO Nationals: 100%



Place	Num	Name	Gym		#2	#1	Score
37	327	Devin Ryman	HGA	Fin:	10.500	11.350	21.850
				D:	2.800	3.500	
				E:	7.700	7.850	
				ND:			
38	537	Connor McCool	St. Louis Gym Cntr	Fin:	10.750	10.650	21.400
				D:	2.900	2.900	
				E:	7.850	7.750	
				ND:			
39	605	PH-Will Lavanakul	West Coast	Fin:	12.350	0.000	12.350
				D:	3.600	0.000	
				E:	8.750	0.000	
				ND:			
40	459	PB-Edwin Kust	Pinnacle	Fin:	11.650	0.000	11.650
				D:	3.300	0.000	
				E:	8.350	0.000	
				ND:			
41	508	SR,VT-Giovanni Gambatese	Salto	Fin:	11.450	0.000	11.450
				D:	3.700	0.000	
				E:	7.750	0.000	
				ND:			
42	376	PH-Austin Kirk	MAC Gym	Fin:	11.350	0.000	11.350
				D:	3.200	0.000	
				E:	8.150	0.000	
				ND:			
43T	391	VT-Samuel Metzler	Mini-Hops	Fin:	11.200	0.000	11.200
				D:	3.700	0.000	
				E:	7.500	0.000	
				ND:			
43T	480	PH-Brandon Robinson	Premier West	Fin:	11.200	0.000	11.200
				D:	3.600	0.000	
				E:	7.600	0.000	
				ND:			
45	572	FX-Jacob Biller	Twin City	Fin:	10.450	0.000	10.450
				D:	3.400	0.000	
				E:	7.050	0.000	
				ND:			
46T	583	PH-Joshua Cocuzzo	USA Gym	Fin:	0.000	0.000	0.000
				D:	0.000	0.000	
				E:	0.000	0.000	
				ND:			
46T	598	SR-Reuven Roberson	Walters GymJam	Fin:	0.000	0.000	0.000
				D:	0.000	0.000	
				E:	0.000	0.000	
				ND:			

2018 Men's JO Nationals Finals

Event Results - Multi

May 12-13, 2018

#1 = 2018 Men's JO Nationals Finals: 100%

#2 = 2018 Men's JO Nationals: 100%

AA

Place	Num	Name	Gym	#2	#1	Score
1	289	Jakob Murray	Granite State	76.900	78.800	155.700
2	124	Kyle Shuttle	Accel	76.200	77.450	153.650
3	456	William Gomez	Park Avenue	75.450	76.600	152.050
4	274	Matthew Evan Manivong	Fuzion	75.050	76.200	151.250
5	519	Yuchen Lee	South Coast	74.500	75.950	150.450
6	507	Logan Ciocarelli	Salto	75.050	75.100	150.150
7	582	Dylan Kolak	US Gym Dev Ctr	75.800	74.300	150.100
8	248	Steven Manolakis	Ellis Gym	74.650	74.650	149.300
9	393	Alex Walther	Mini-Hops	73.950	75.250	149.200
10	161	Chase Chitwood	Bart Conner	73.850	74.450	148.300
11T	208	Liam McQuillan	Champions - TX	73.900	74.250	148.150
11T	520	Tuocheng Yao	South Coast	74.100	74.050	148.150
13	411	Connor Vanloo	Mid Michigan	74.600	73.450	148.050
14	192	Joseph Mischke	CTC	72.650	74.850	147.500
15	158	Jaden Moore	Avant Coeur	73.550	73.350	146.900
16	133	Aidan Giusti	Aim High	72.350	74.500	146.850
17	334	Jacob Cooke	Hanover Gym	73.100	73.550	146.650
18	412	Markus Shears	Mills	73.500	72.900	146.400
19	416	Cole Maher	Mont Co Gym	73.000	73.100	146.100
20	352	Donnevun Banks	In The Zone	72.250	73.750	146.000
21	165	Elijah Owen	Bart Conner	73.450	72.400	145.850
22	202	Beckett Andersen	Central Coast	73.150	72.550	145.700
23	486	Max Delgado	Queen City	72.350	73.200	145.550
24	132	Aidan Cuy	Aim High	73.550	71.800	145.350
25	625	Colin Kinsella	eNeRGyKidz	72.900	72.350	145.250
26	272	Jacob Sampier	Flying High - IL	72.400	72.800	145.200
27	387	Andrew Hyde	Mini-Hops	73.750	71.250	145.000
28	122	Brandon Garcia	Accel	73.450	71.450	144.900
29	328	Michael Torres	HGA	73.600	71.050	144.650
30	580	Rohan Kansagra	US Gym Dev Ctr	74.400	70.050	144.450
31	164	Zachary Nelson	Bart Conner	72.750	71.250	144.000
32	127	Theron Graham	Acrotex	72.900	70.750	143.650
33	537	Connor McCool	St. Louis Gym Cntr	72.250	70.750	143.000
34	531	Connor Schrepferman	St. Charles	72.250	70.550	142.800
35	612	Jeremy Weissman	World Class	72.650	69.650	142.300
36	327	Devin Ryman	HGA	72.300	69.050	141.350
37	228	Kalvin Kingshill	DeVeau's	72.350	67.700	140.050
38	508	SR,VT-Giovanni Gambatese	Salto	71.950	27.350	99.300
39	391	VT-Samuel Metzler	Mini-Hops	71.450	13.500	84.950
40	605	PH-Will Lavanakul	West Coast	70.900	13.750	84.650
41	460	HB-Hunter Brunett	Platinum	71.850	12.600	84.450
42	459	PB-Edwin Kust	Pinnacle	72.000	12.300	84.300
43	480	PH-Brandon Robinson	Premier West	71.200	12.150	83.350
44	376	PH-Austin Kirk	MAC Gym	70.900	12.150	83.050

2018 Men's JO Nationals Finals

Event Results - Multi

May 12-13, 2018

#1 = 2018 Men's JO Nationals Finals: 100%

#2 = 2018 Men's JO Nationals: 100%

Page: 2

Printed: 5/12/2018 6:28 PM

Men / 10 / 17 yrs

Session: 8J,8S

AA

Place	Num	Name	Gym	#2	#1	Score
45	572	FX-Jacob Biller	Twin City	66.950	12.700	79.650
46	598	SR-Reuven Roberson	Walters GymJam	13.700	13.550	27.250
47	583	PH-Joshua Cocuzzo	USA Gym	12.600	11.650	24.250