

GROUP - 5 HOOPS



















RK	NAME	POINTS	D	E	P
Q 1	 BULGARIA BULGARIA	18,700	10,000	8,700	
Q 2	 ITALY ITALY	18,250	9,500	8,750	
Q 3	 CHINA CHINA	17,550	9,300	8,250	
Q 4	 BELARUS BELARUS	17,400	9,400	8,000	
Q 5	 UKRAINE UKRAINE	16,700	9,400	7,600	0,30
Q 6	 JAPAN JAPAN	16,650	9,100	7,550	
Q 7	 AZERBAIJAN AZERBAIJAN	16,550	8,300	8,250	
Q 8	 USA USA	16,450	8,900	7,550	
R 9	 HUNGARY HUNGARY	16,000	8,400	7,600	
R 10	 RUSSIA RUSSIA	15,950	8,900	7,350	0,30
11	 FINLAND FINLAND	15,500	8,500	7,300	0,30
12	 POLAND POLAND	15,400	8,600	6,800	
13	 FRANCE FRANCE	14,750	8,200	6,850	0,30
14	 LATVIA LATVIA	14,550	7,500	7,050	
15	 SPAIN SPAIN	11,450	6,700	4,750	
16	 GERMANY GERMANY	11,250	6,600	4,950	0,30
17	 SLOVENIA SLOVENIA	10,800	6,500	4,900	0,60
18	 SWITZERLAND SWITZERLAND	9,400	5,400	4,600	0,60





















FIG RG WORLD CUP PESARO 2017

QUALIFICATION FOR FINALS

PESARO, 7th-8th APRIL

GROUP - 3 BALLS 2 ROPES



RK	NAME	POINTS	D	E	P
Q 1	 BULGARIA BULGARIA	18,650	10,000	8,650	
Q 2	 ITALY ITALY	18,550	10,000	8,550	
Q 3	 RUSSIA RUSSIA	18,200	10,000	8,200	
Q 4	 UKRAINE UKRAINE	17,900	9,700	8,200	
Q 5	 BELARUS BELARUS	16,850	8,900	7,950	
Q 6	 AZERBAIJAN AZERBAIJAN	16,700	9,100	7,600	
Q 7	 FINLAND FINLAND	16,050	9,000	7,050	
Q 8	 USA USA	16,000	8,800	7,200	
R 9	 CHINA CHINA	15,950	8,500	7,450	
R 10	 JAPAN JAPAN	15,750	8,900	6,850	
11	 HUNGARY HUNGARY	15,400	8,400	7,000	
12	 FRANCE FRANCE	15,300	8,300	7,000	
13	 SWITZERLAND SWITZERLAND	14,250	8,300	5,950	
14	 LATVIA LATVIA	14,150	8,100	6,050	
15	 SLOVENIA SLOVENIA	13,450	7,500	5,950	
16	 GERMANY GERMANY	13,100	7,800	5,300	
17	 POLAND POLAND	12,550	6,900	6,250	0,60
18	 SPAIN SPAIN	8,600	5,400	4,100	0,90