

RESULTS

Women's Qualification - All-Around

MON 18 AUG 2003 - 21:00

Rank	Bib	Name	NOC Code					Total
1	200	GOMEZ Elena	ESP	9.250	9.400	9.362	9.537	37.549
2	414	MEMMEL Chellsie	USA	9.212	9.575	9.412	9.250	37.449
3	369	KHORKINA Svetlana	RUS	9.225	9.450	9.262	9.312	37.249
4	411	YAROTSKA Irina	UKR	9.075	9.525	9.350	9.112	37.062
5	168	FAN Ye	CHN	8.837	9.612	9.712	8.662	36.823
6	372	PAVLOVA Anna	RUS	9.425	8.712	9.325	9.350	36.812
7	416	PATTERSON Carly	USA	9.325	9.487	8.700	9.262	36.774
8	406	KOZICH Alina	UKR	9.237	8.837	9.337	9.325	36.736
9	415	KUPETS Courtney	USA	9.300	9.625	9.237	8.462	36.624
10	114	SLATER Allana	AUS	9.162	8.937	9.125	9.287	36.511
11	354	MUNTEANU A.	ROM	9.387	8.512	9.150	9.412	36.461
12	315	HARMES Suzanne	NED	9.175	9.075	8.612	9.400	36.262
13	162	STONE Kylie	CAN	9.050	8.875	9.100	9.187	36.212
14	352	BAN Oana Mihaela	ROM	9.125	9.250	8.537	9.287	36.199
15	357	EREMIA A.	ROM	9.175	8.537	9.200	9.250	36.162
16	421	CHUSOVITINA Oksana	UZB	9.437	9.137	8.537	9.025	36.136
17	112	RUSSO Monette	AUS	9.050	9.187	9.400	8.475	36.112
18	231	BIJAK Daria	GER	9.112	8.900	9.012	9.087	36.111
19	172	ZHANG Nan	CHN	9.225	8.100	9.487	9.287	36.099
20	373	ZAMOLODCHIKOVA Elena	RUS	9.525	8.775	8.737	9.000	36.037
21	183	GONZALEZ CALERO L.	CUB	9.300	8.625	8.800	9.287	36.012
22	169	KANG Xin	CHN	9.087	8.800	9.400	8.562	35.849
23	141	COMIN Camila	BRA	9.112	8.925	8.725	9.062	35.824
24	272	BERGAMELLI Monica	ITA	9.287	9.100	8.912	8.375	35.674
25	143	HYPOLITO Daniele	BRA	8.987	8.925	8.800	8.950	35.662
26	217	LEPENNEC Emilie	FRA	8.887	8.825	8.512	9.437	35.661
27	418	SCHWIKERT Tasha	USA	9.350	8.912	8.875	8.512	35.649
28	202	MORENO Patricia	ESP	9.200	9.087	8.087	9.275	35.649
29	286	SAHARA Ayaka	JPN	9.075	8.787	8.925	8.825	35.612
30	125	VAN WALLEGHEM Aagje	BEL	9.175	9.162	8.650	8.600	35.587
31	342	KIM Un Jong	PRK	9.050	9.425	8.225	8.875	35.575
32	160	PURNELL Heather	CAN	9.225	8.850	8.250	9.112	35.437
33	224	MASON Rebecca	GBR	8.850	8.962	9.100	8.487	35.399
34	151	KUZNETSOVA Evgueniya	BUL	9.075	8.962	8.712	8.612	35.361
35	219	SCHMUTZ Camille	FRA	8.725	8.787	9.075	8.750	35.337
36	309	MAGANA Brenda	MEX	9.287	8.650	8.200	9.162	35.299
37	150	KARPENKO Victoria	BUL	9.037	8.675	8.587	8.975	35.274
38	343	PYON Kwang Sun	PRK	9.275	9.475	7.912	8.500	35.162
39	275	GARGANO Maria Teresa	ITA	8.962	8.862	8.662	8.675	35.161
40	408	KVASHA Alona	UKR	9.225	8.762	7.700	9.462	35.149
41	276	PESTRIN Marika	ITA	9.162	9.100	8.350	8.487	35.099
42	234	MUSIK Yvonne	GER	9.050	9.100	8.325	8.600	35.075
43	198	DE SIMONE Lenika	ESP	9.037	9.062	8.275	8.625	34.999
44	282	ISHIZAKA Manami	JPN	9.125	8.900	8.275	8.675	34.975
45	109	ARCHER Belinda	AUS	9.200	7.800	8.987	8.987	34.974
46	221	DODSLEY Amy	GBR	8.850	8.487	8.787	8.850	34.974
47	223	LINE Elizabeth	GBR	8.987	8.712	8.600	8.650	34.949
48	273	CAVALLI Cristina	ITA	8.850	8.887	8.475	8.737	34.949

RESULTS

Women's Qualification - All-Around

MON 18 AUG 2003 - 21:00

Rank	Bib	Name	NOC Code					Total
49	409	PROSKURINA Marina	UKR	9.262	9.137	8.087	8.450	34.936
50	188	KOMRSKOVA Jana	CZE	9.337	8.300	8.587	8.700	34.924
51	387	MARTI Melanie	SUI	9.112	8.875	8.650	8.287	34.924
52	232	BRUEGGEMANN Lisa	GER	9.075	8.912	8.712	8.175	34.874
53	285	OSHIMA Kyoko	JPN	8.975	8.175	8.650	8.987	34.787
54	157	BANVILLE Melanie	CAN	9.087	9.062	7.775	8.862	34.786
55	311	MORENO L.	MEX	9.212	8.737	8.075	8.700	34.724
56	313	KROONEN Mayra	NED	9.075	8.150	8.600	8.887	34.712
57	239	BISMPIKOU Stefani	GRE	8.450	9.050	8.762	8.375	34.637
58	238	APOSTOLIDI Maria	GRE	9.025	8.487	8.600	8.450	34.562
59	216	DEBAUVE Marine	FRA	8.875	8.700	9.125	7.837	34.537
60	422	GORDEEVA Alexandra	UZB	9.000	8.362	8.412	8.712	34.486
61	307	LEAL G.	MEX	8.862	8.687	8.475	8.187	34.211
62	287	TAKENAKA Miho	JPN	9.062	8.950	8.237	7.800	34.049
63	386	KAESLIN Ariella	SUI	9.150	8.812	7.837	8.225	34.024
64	400	WAGNER Veronica	SWE	8.925	7.900	8.712	8.487	34.024
65	337	SKOWRONSKA Joanna	POL	9.237	8.637	8.387	7.750	34.011
66	297	PARK Kyung Ah	KOR	8.787	8.537	8.325	8.362	34.011
67	385	ENGLERT Danielle	SUI	9.062	8.700	7.862	8.337	33.961
68	230	ABEL Katja	GER	9.000	7.962	8.175	8.762	33.899
69	240	MASTROGIANNOPOULOU	GRE	8.787	8.600	8.375	8.062	33.824
70	294	JIN Dal Lae	KOR	8.975	8.725	7.712	8.337	33.749
71	368	ANOCHINA Elena	RUS	8.550	8.312	8.637	8.212	33.711
72	295	KANG Ji Na	KOR	8.625	8.350	8.175	8.512	33.662
73	310	MOGOLLON Lyerida	MEX	9.062	8.412	7.837	8.275	33.586
74	392	ADAMSKA Veronika	SVK	8.850	8.637	8.037	8.000	33.524
75	153	RANGELOVA Ralitsa	BUL	9.075	8.262	7.875	8.137	33.349
76	189	MARESOVA Katerina	CZE	8.862	8.100	8.237	8.087	33.286
77	296	KIM Hyo Bin	KOR	8.950	8.050	7.550	8.725	33.275
78	397	SEKEROVA Zuzana	SVK	9.087	7.537	8.650	8.000	33.274
79	317	VAN DEN BERG Berber	NED	9.000	8.925	6.775	8.562	33.262
80	253	SZARKA Krisztina	HUN	8.787	8.000	8.237	8.225	33.249
81	252	PENTEK Tunde	HUN	8.762	8.687	7.237	8.487	33.173
82	335	PIHAN Marta	POL	8.850	7.675	8.625	8.000	33.150
83	384	COLLAUD Annelore	SUI	8.825	8.462	7.575	8.250	33.112
84	190	OZANOVA Veronika	CZE	8.812	7.350	8.862	8.075	33.099
85	334	LITEWKA Joanna	POL	8.887	8.225	8.137	7.837	33.086
86	338	SKOWRONSKA M.	POL	9.137	8.287	7.512	8.112	33.048
87	192	SIKULOVA Jana	CZE	8.062	8.512	7.987	8.487	33.048
88	134	TARASENKA Yulia	BLR	8.875	8.125	8.100	7.837	32.937
89	101	CARNEVALE C.	ARG	8.912	8.437	7.987	7.600	32.936
90	104	SIROLLI M.	ARG	8.600	8.250	7.850	8.162	32.862
91	124	SOHET Celine	BEL	8.087	8.637	8.000	8.137	32.861
92	324	NOLAN Ailish	NZL	8.450	8.487	8.087	7.837	32.861
93	242	TSEKELI Sofia	GRE	8.525	8.575	7.400	8.350	32.850
94	365	LABUSCHAGNE Zandre	RSA	8.962	8.300	8.000	7.537	32.799
95	364	JOYCE Kerry	RSA	8.875	8.362	7.837	7.712	32.786
96	251	KISS Renata	HUN	8.812	8.700	7.525	7.725	32.762

RESULTS

Women's Qualification - All-Around

MON 18 AUG 2003 - 21:00

Rank	Bib	Name	NOC Code					Total
97	103	PARIGI Gabriela	ARG	8.312	8.687	8.212	7.462	32.673
98	299	ZANEVSKAJA Jelena	LTU	8.750	7.587	8.287	8.025	32.649
99	302	CHANG Zhi Wei	MAS	8.637	8.012	8.125	7.775	32.549
100	427	LOPEZ Jessica	VEN	8.412	8.087	8.162	7.850	32.511
101	119	HASENOEHL Carina	AUT	8.912	8.262	8.037	7.200	32.411
102	133	SIRUTZ Irina	BLR	7.925	8.387	8.375	7.650	32.337
103	336	SKIBKO Joanna	POL	8.787	8.462	7.525	7.550	32.324
104	301	ABD HAMID N.	MAS	8.662	8.062	7.437	8.062	32.223
105	105	STANCATO C.	ARG	8.725	7.562	8.225	7.600	32.112
106	178	VELEZ Bibiana	COL	8.700	8.137	7.250	8.000	32.087
107	319	WAMMES Gabriella	NED	9.112	7.500	7.537	7.937	32.086
108	210	PALMU Jaana	FIN	8.462	8.450	7.662	7.450	32.024
109	399	BOHMAN Karolina	SWE	8.625	7.200	8.312	7.862	31.999
110	264	PALSDOTTIR Sif	ISL	7.737	7.875	8.225	8.137	31.974
111	363	GOLDING Kelly	RSA	9.050	8.187	6.887	7.837	31.961
112	180	ERCEG Tina	CRO	8.725	8.050	7.112	8.050	31.937
113	206	ALMENOKSA Annukka	FIN	8.775	7.687	7.762	7.700	31.924
114	250	GAL Kitti	HUN	8.987	7.462	7.287	8.162	31.898
115	348	LOPEZ Leysha	PUR	8.787	7.912	7.400	7.700	31.799
116	395	LUPTAKOVA Jana	SVK	8.262	7.812	7.787	7.912	31.773
117	120	MAYER Sandra	AUT	8.700	7.587	7.525	7.900	31.712
118	377	KAMNAR Julia	SLO	7.862	7.812	7.787	8.187	31.648
119	135	TIARENTIAVA Velha	BLR	8.475	7.625	7.037	8.412	31.549
120	322	BROCKLEHURST Kate	NZL	8.512	8.100	7.037	7.825	31.474
121	303	YAP Yee Yin	MAS	8.650	7.287	7.950	7.537	31.424
122	321	BOON Alethea	NZL	8.925	7.512	7.300	7.587	31.324
123	211	SKYTТА Maria	FIN	8.525	7.762	7.162	7.862	31.311
124	347	GONZALEZ Alexandra	PUR	8.300	8.100	7.325	7.550	31.275
125	118	GRATT Tanja	AUT	8.650	8.012	6.850	7.725	31.237
126	209	LAITILA Mira	FIN	8.375	7.837	7.200	7.775	31.187
127	323	CASTLES Belinda	NZL	7.825	8.225	7.362	7.775	31.187
128	165	CASTRO Martina	CHI	8.712	7.375	7.075	7.987	31.149
129	360	BEYL Cheronne	RSA	8.300	7.900	7.175	7.737	31.112
130	164	ALARCON Carolina	CHI	8.437	7.475	7.262	7.937	31.111
131	207	HAKALA Miia	FIN	8.225	7.687	7.262	7.912	31.086
132	175	BLANCO Leidy Viviana	COL	8.050	8.175	7.137	7.550	30.912
133	326	WELLS Nicola	NZL	8.550	6.562	7.975	7.737	30.824
134	246	GONZALEZ M.	GUA	8.212	7.350	7.450	7.800	30.812
135	402	CHIANG Pi-Hsuan	TPE	8.375	7.450	7.450	7.525	30.800
136	394	HOMOLOVA Maria	SVK	8.512	6.850	7.737	7.687	30.786
137	130	SYCHEUSKAYA Alina	BLR	7.987	6.887	7.312	8.487	30.673
138	263	JONSDOTTIR Tanja	ISL	8.325	7.575	7.200	7.500	30.600
139	106	VASTA Ruth Belen	ARG	8.162	7.762	6.887	7.712	30.523
140	185	MICHAIL Elpida	CYP	8.575	6.650	7.425	7.800	30.450
141	261	GISLADOTTIR K.	ISL	8.387	6.650	7.337	7.975	30.349
142	116	AIGNER Julia	AUT	8.675	6.925	7.425	7.262	30.287
143	138	DE LA FUENTE PARADA	BOL	8.275	7.025	6.850	8.137	30.287
144	349	LOZADA Maria V.	PUR	8.212	7.450	7.112	7.500	30.274

RESULTS





Women's Qualification - All-Around

MON 18 AUG 2003 - 21:00

Rank	Bib	Name	NOC Code					Total
145	195	YOUSRY Samar	EGY	8.075	6.475	8.112	7.612	30.274
146	262	GUNNARDSDOTTIR I.	ISL	7.700	7.575	7.137	7.775	30.187
147	121	PRAXMARER Stefanie	AUT	7.700	7.275	7.437	7.662	30.074
148	289	DMITRIYEVA Y.	KAZ	8.312	6.237	7.387	7.750	29.686
149	328	GARCIA AYESTA Mery	PER	8.725	6.025	7.475	7.375	29.600
150	403	WU Ling-Yi	TPE	8.850	6.850	6.037	7.750	29.487
151	176	GOMEZ Gabriela	COL	8.387	6.987	6.325	7.562	29.261
152	279	KHAIR Yasmeen	JOR	8.075	6.100	7.912	7.050	29.137
153	355	PONOR Catalina	ROM	9.262		9.662	9.537	28.461
154	170	LI Ya	CHN	8.900	9.450	9.625		27.975
155	353	LEONIDA Florica	ROM		9.362	9.250	9.312	27.924
156	127	ASTWOOD Kalena	BER	7.862	5.375	7.187	7.475	27.899
157	167	LIN Li	CHN		9.637	8.950	9.200	27.787
158	142	DOS SANTOS Daiane	BRA	8.462	9.125		9.512	27.099
159	110	DUNN Jacqui	AUS	9.062	8.775	9.225		27.062
160	225	HOBBS Vanessa	GBR	9.075		8.825	9.162	27.062
161	199	GENER Tania	ESP	9.025	9.400		8.587	27.012
162	145	RODRIGUES Ana Paula	BRA		9.325	8.737	8.837	26.899
163	111	MOORHOUSE Stephanie	AUS		9.112	9.137	8.637	26.886
164	316	LINDERS Loes	NED	9.087		8.775	8.987	26.849
165	214	CHACON Coralie	FRA	9.387		8.950	8.450	26.787
166	201	MESALLES Monica	ESP	9.137		8.587	9.025	26.749
167	222	FENNELL Cherelle	GBR	9.225	8.962		8.537	26.724
168	161	SIMPSON Richelle	CAN	9.125		8.700	8.800	26.625
169	146	SOUZA Lais	BRA	9.412		8.300	8.800	26.512
170	215	CHAOUCH Soraya	FRA		8.450	9.037	8.975	26.462
171	274	COLOMBO Iliara	ITA	8.787	8.812	8.725		26.324
172	341	KANG Yun Mi	PRK	9.600	7.812		8.850	26.262
173	144	MOLINARI Caroline	BRA	8.925	9.212	8.087		26.224
174	243	ZAFEIRAKI Evgenia	GRE	9.062	8.875		8.275	26.212
175	345	SO Jong Ok	PRK		9.262	7.950	8.662	25.874
176	344	RI Hae Yon	PRK	9.262		8.675	7.862	25.799
177	340	HAN Jong Ok	PRK	9.225	9.025	7.375		25.625
178	156	WILLIAMS Lydia	CAN	0.000	8.837	8.075	8.637	25.549
179	292	CHO Yoon Jung	KOR		8.775	8.237	8.500	25.512
180	191	RADKOVA Michaela	CZE	8.887		8.087	8.487	25.461
181	152	PETROVA Diana	BUL	8.937		7.525	8.362	24.824
182	182	DE LA PENA ZAMORA J.	CUB	9.150		8.075	7.512	24.737
183	388	STUDER Joy	SUI		8.612	8.362	7.362	24.336
184	361	BOTHA Urshula	RSA	8.512		7.812	8.000	24.324
185	148	HRISTOVA Veneta	BUL		8.400	7.737	7.550	23.687
186	393	DRABIKOVA Jana	SVK		8.037	7.175	7.862	23.074
187	375	TEODOROVIC Jovana	SCG	0.000	6.950	7.725	7.287	21.962
188	383	WIJERATHNA Danushka	SRI	7.687	2.650	5.187	5.962	21.486
189	382	UPENDRA Chalani	SRI	6.600	3.775	5.425	5.575	21.375
190	379	BUDDHIKA Madushani	SRI	6.900	2.725	5.400	6.200	21.225
191	380	CHAMEN Achini	SRI	6.062	4.250	4.187	6.550	21.049
192	381	MADIWILA Maduka	SRI	6.312	3.300	3.750	6.100	19.462

RESULTS
Women's Qualification - All-Around

MON 18 AUG 2003 - 21:00

Rank	Bib	Name	NOC Code					Total
193	407	KRASNYNSKA Irina	UKR		9.537	9.437		18.974
194	171	WANG Tiantian	CHN	9.362			9.225	18.587
195	226	TWEDDLE Elizabeth	GBR		9.525	8.837		18.362
196	351	ROSU Monica	ROM	9.475	8.862			18.337
197	159	PLANTE Amelie	CAN	9.050	9.200			18.250
198	419	WISE Hollie	USA		9.500	8.725		18.225
199	203	MORO Sara	ESP		9.137	9.075		18.212
200	413	HUMPHREY Terin	USA	9.125			9.050	18.175
201	410	SIROBABA Natalia	UKR	9.287			8.837	18.124
202	370	EZHOVA Liudmila	RUS		8.537	9.425		17.962
203	283	MIZOGUCHI Erika	JPN		9.100	8.775		17.875
204	229	JEWORUTZKI Janina	GER	9.075			8.712	17.787
205	284	MIZUTORI Maika	JPN	8.925			8.862	17.787
206	233	GUNNE HEIKE	GER		9.212	8.512		17.724
207	136	ZHARGANOVA Tatiana	BLR		9.462	8.237		17.699
208	371	CHEVTCHENKOVA A.	RUS	9.300			8.187	17.487
209	218	RICHARD Gaelle	FRA	9.125	8.362			17.487
210	108	KELLY Danielle	AUS	9.050			8.437	17.487
211	249	DROTOS Nikoletta	HUN	8.887	8.450			17.337
212	306	GUZMAN Scarlett	MEX	8.500	8.375			16.875
213	132	NOVIKAVA Aksana	BLR	8.862			7.500	16.362
214	149	IVANOVA Gergana	BUL	8.975	7.150			16.125
215	305	NUNEZ Leslie	MEX			7.725	8.225	15.950
216	248	CSIRE Anna	HUN			7.925	7.462	15.387
217	318	VAN LEEUWEN Laura	NED		9.237			9.237
218	291	KIM Ji Young	KOR	8.750				8.750
219	241	PAPADOPOULOU Marina	GRE			8.437		8.437
220	396	MUDRAKOVA Petra	SVK	8.425				8.425
221	362	ENSLIN Tamaryn	RSA		8.337			8.337
222	277	ROSSO Ilenia	ITA				8.137	8.137
223	193	SULCOVA Petra	CZE		7.400			7.400
224	177	ROBLEDO Isabella	COL		0.000		0.000	0.000